

HAWK EYE

Huntingdonshire District
& Cambridge City Council

Shared Service Monitoring Centre

Q2 Performance Review

Financial Year 2022/23

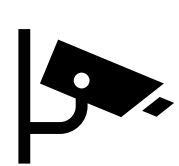


CONTENTS

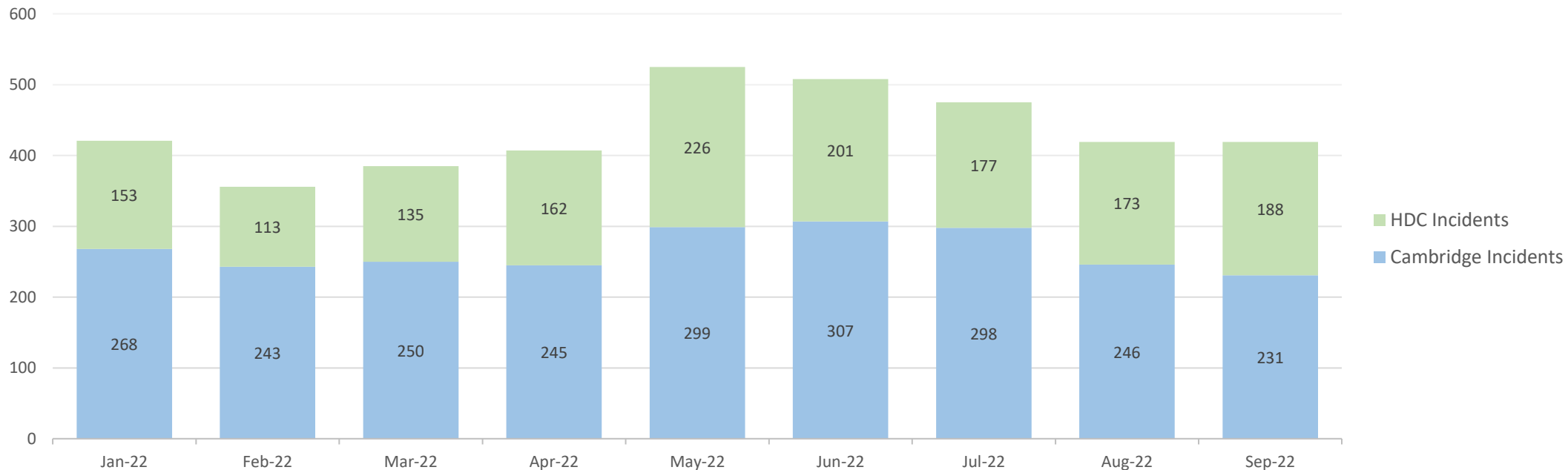
- TOPLINE SERVICE PERFORMANCE
- CCTV INCIDENT HIGHLIGHTS
- CCTV IN THE NEWS
- APPENDIX

TOPLINE SERVICE
PERFORMANCE






Q2 TOTAL CCTV INCIDENTS BY COUNCIL



This chart shows the total number of CCTV incidents split by HDC and Cambridge City Council. As you can see, there are consistently more incidents per month within Cambridge City. These are broken down into Crime and Non-crime incidents over the next 3 slides.

The table to the right shows you the difference in incident numbers recorded in the same period, going back to 'pre-pandemic' 2019.

	HDC	Cambs City	Total
Jan '19 – Sep '19	1456	1838	3294
Jan '20 – Sep '20	1480	1700	3180
Jan '21 – Sep '21	1369	2035	3404
Jan '22 – Sep '22	1528	2387	3915



Q2 TOTAL CCTV CRIME INCIDENTS BY CATEGORY



Row Labels	Sum of Jul-22	Sum of Aug-22	Sum of Sep-22
Anti Social Behaviour	76	67	65
Begging/Vagrancy	1	3	1
Breach of Conditions	6	2	1
Criminal Damage	3	5	11
Drug Offences	14	7	10
Fraud	3	3	1
Hoax Calls	0	0	0
Possession of Offensive Weapon	7	13	15
Public Indecency	2	4	1
Road Traffic Incidents	16	4	9
Road Traffic Offences	20	22	14
Robbery / theft	6	9	10
Sexual offences	3	7	4
Suspicious Activity	32	26	24
Theft / Shoplifting	45	34	44
Violence	80	74	60
Wanted Person	2	6	10
Grand Total	316	286	280

Category	Q2 2021-2022	Q2 2022-2023	Movement %
Begging / Vagrancy	14	5	- 64%
Robbery / Theft	15	25	+ 66%
Violence	214	247	- 13%
Theft / Shoplifting	123	100	+ 23%

The table above shows the CRIME incidents recorded in this period, broken down into categories. As you can see from the highlighted rows, 'Anti-social behaviour', 'Theft/Shoplifting' and 'Violence' are consistently higher than other categories.

The table to the right shows the significant increases compared to the same period last year.



Q2 TOTAL CCTV NON-CRIME INCIDENTS BY CATEGORY




Row Labels	Sum of Jul-22	Sum of Aug-22	Sum of Sep-22
Alarm Activation	10	10	7
Ambulance Incident	5	0	2
Demonstration/Protest	4	4	1
Fire Incident	4	3	2
Police Incident	16	19	21
Public Welfare	120	98	107
Grand Total	159	134	140

Category	Q2 2021-2022	Q2 2022-2023	Movement %
Fire incident	9	4	+ 125%
Demonstration / Protest	9	15	- 40%

The table above shows the NON-CRIME incidents recorded in this period, broken down into categories.

Public welfare continues to be the highest category, consistently making up over 50% of the total figures.

*Public welfare category includes incidents such as missing person, concern for vulnerable people etc.



Q2 CRIME INCIDENTS BY CATEGORY & ZONE



Row Labels	Sum of Cambs City	Sum of Huntingdon	Sum of St Ives	Sum of St Neots	Sum of Ramsey	Sum of Yaxley	Sum of Godmanchester
Anti Social Behaviour	108	55	8	7			
Begging/Vagrancy	8						
Breach of Conditions	11	6					
Criminal Damage	18	6		2			
Drug Offences	8	12	3	8			
Fraud	2	1					
Hoax Calls							
Possession of Offensive Weapon	22	4	3	2	2		
Public Indecency	1	2					
Road Traffic Incidents	20	8		2	1		
Road Traffic Offences	40	5	7	5	3		
Robbery / theft	16			1	1		
Sexual offences	13	4					
Suspicious Activity	52	29	5	7	1		
Theft / Shoplifting	85	47	5	5	2	1	
Violence	153	51	12	17	3		
Wanted Person	14	6		1			1
Grand Total	571	236	43	57	13	1	1

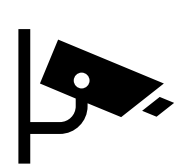
Note - you can find pie charts for each zone in the appendix



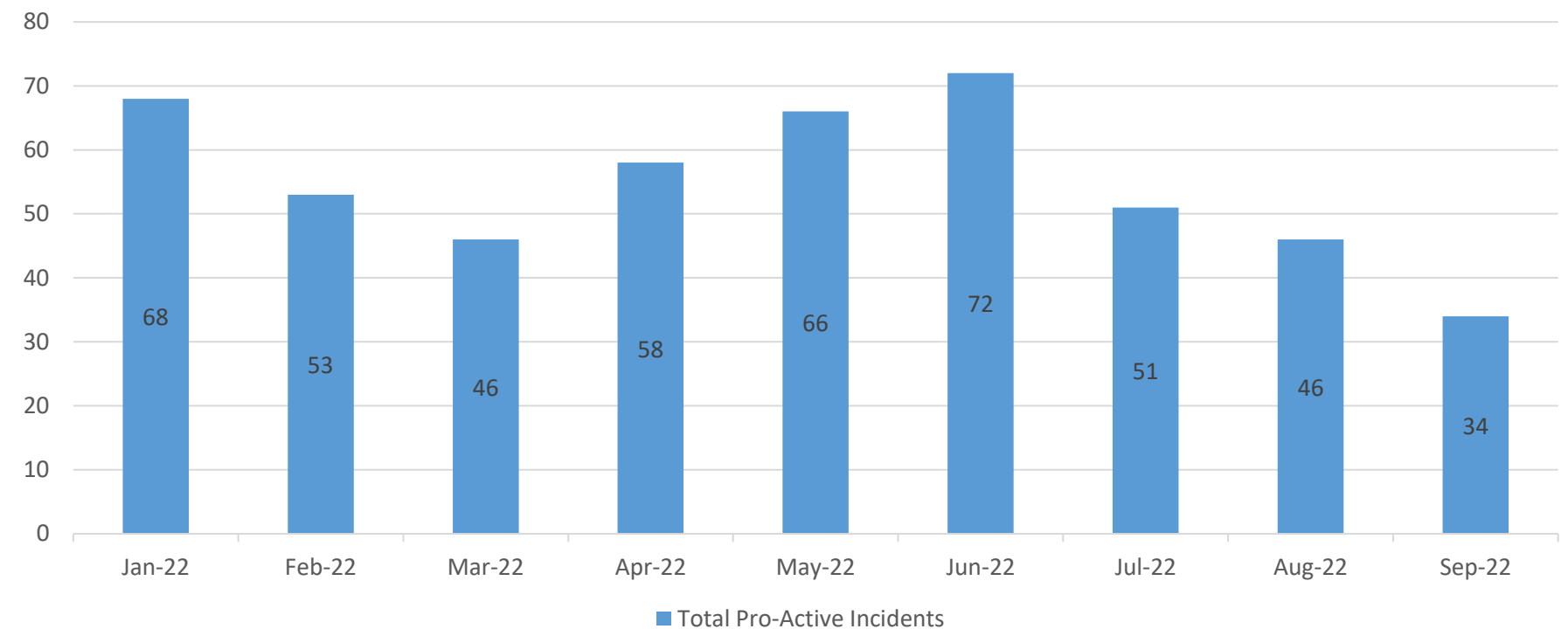
Q2 NON - CRIME INCIDENTS BY CATEGORY & ZONE

Row Labels	Sum of Cambs City	Sum of Huntingdon	Sum of St Ives	Sum of St Neots	Sum of Ramsey	Sum of Yaxley	Sum of Godmanchester
Alarm Activation	13	2	5				
Ambulance Incident	4	4	1	2			
Demonstration/Protest	8						
Fire Incident	3	4					
Police Incident	35	21	5	6	2	1	
Public Welfare	217	96	20	50	6	1	7
Grand Total	280	127	31	58	8	2	7

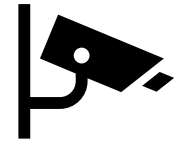
Note - you can find pie charts for each zone in the appendix



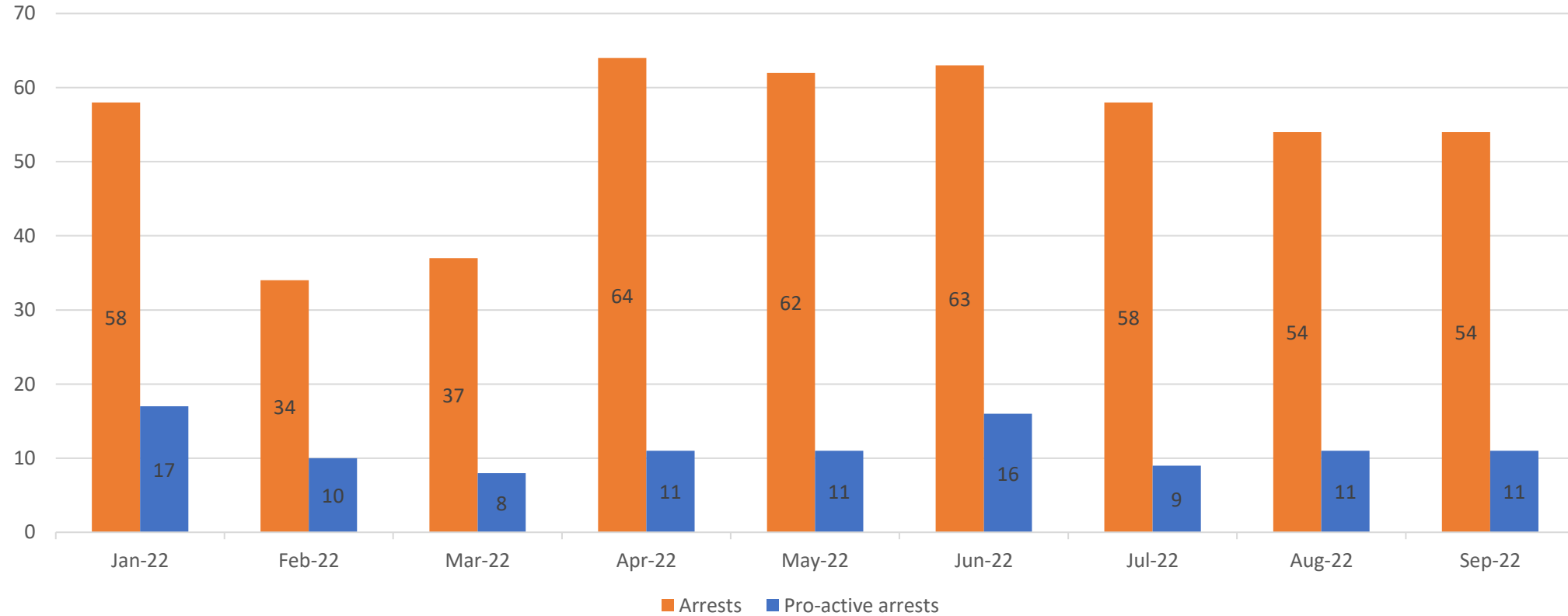
Q2 TOTAL PRO-ACTIVE CCTV INCIDENTS



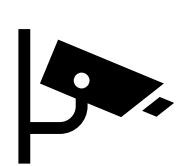
This chart shows the number of pro-active incidents by month. These are incidents where CCTV operators have used their observation skills and training to spot incidents that may have otherwise been missed.



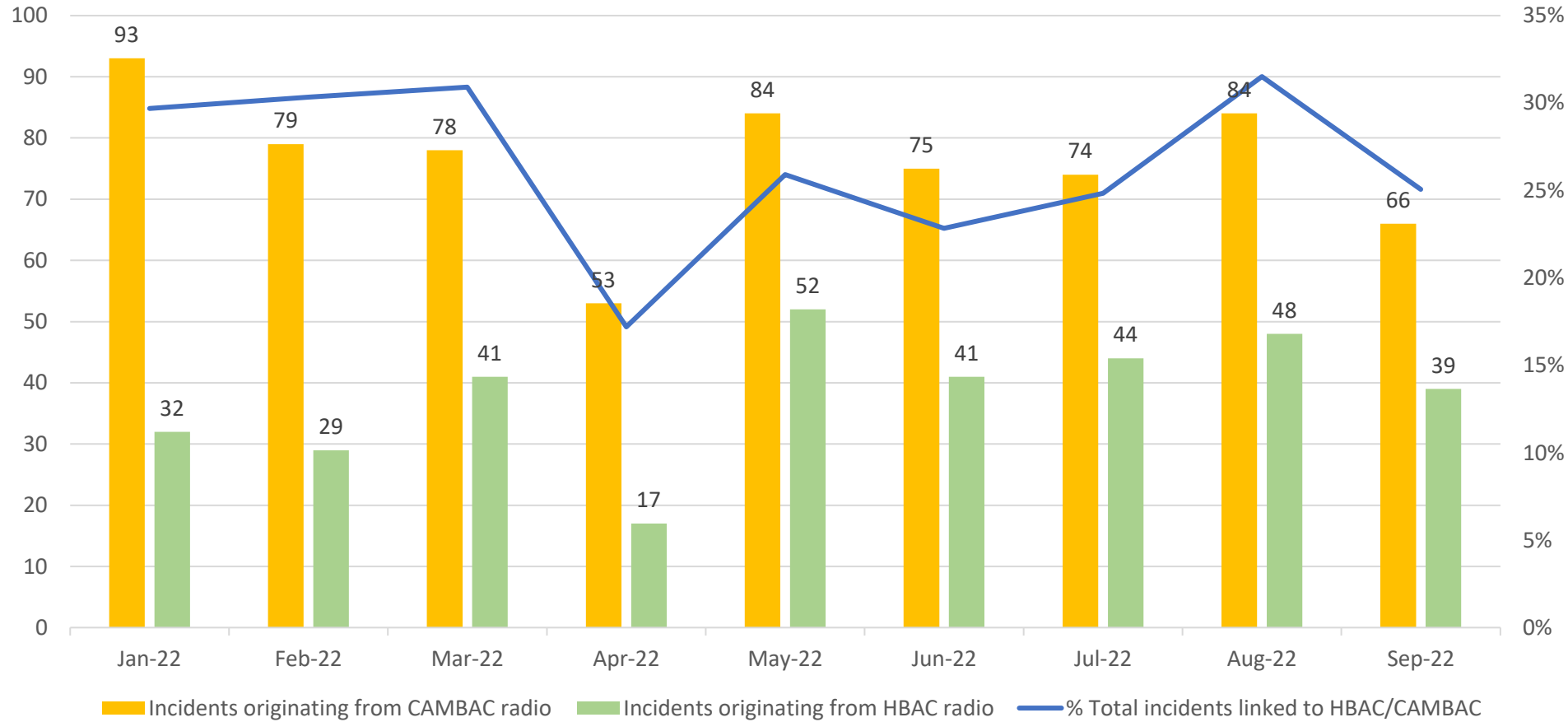
Q2 TOTAL ARRESTS



This chart shows the total number of arrests logged on the VTAS system and also the number of those arrests that were linked to pro-active incidents.



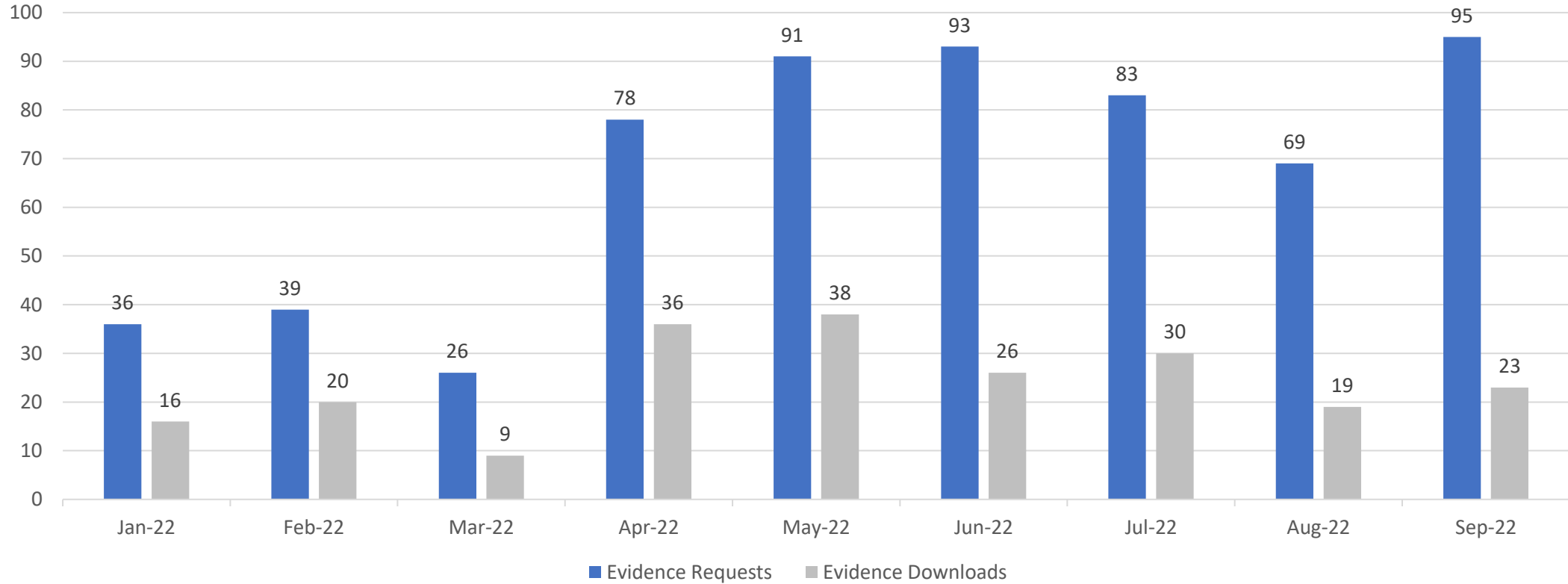
Q2 TOTAL CCTV INCIDENTS LINKED TO HBAC & CAMBAC



The chart above shows the number of incidents directly linked to the CAMBAC and HBAC radios.



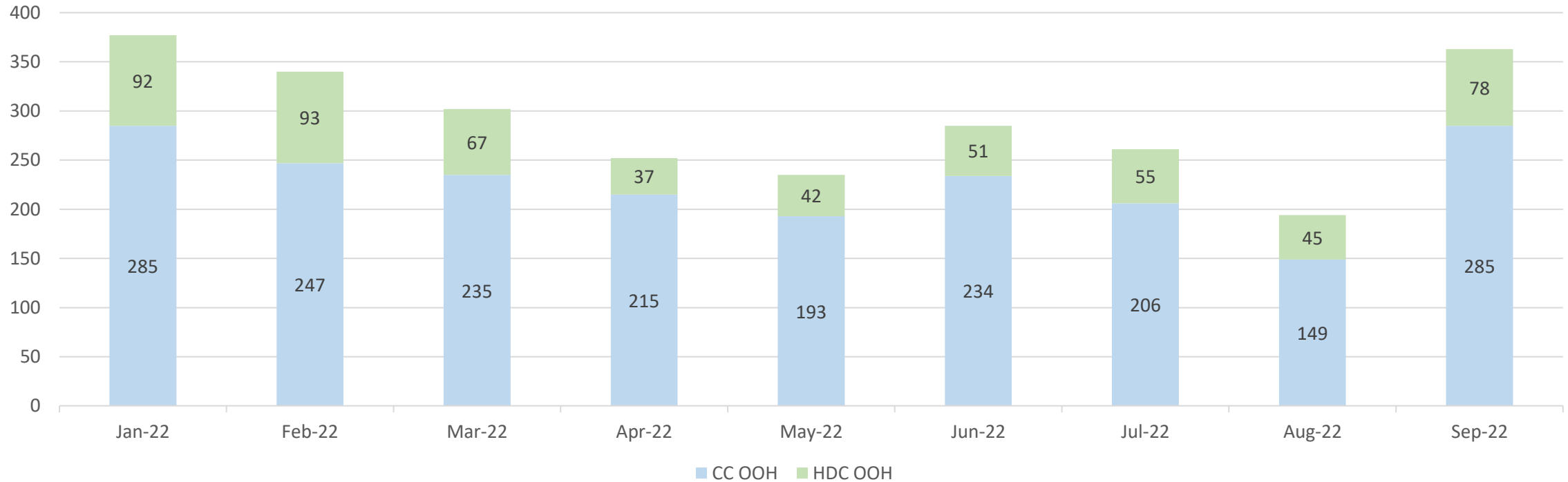
Q2 TOTAL CCTV EVIDENCE REQUEST & DOWNLOADS



This chart shows the number of evidence requests and downloads over the last quarter. As you can see there is a significant difference in number of requests to number of downloads, in particular September saw 95 requests but only 23 were actually downloaded.



Q2 TOTAL OUT OF HOURS CALLS RECEIVED

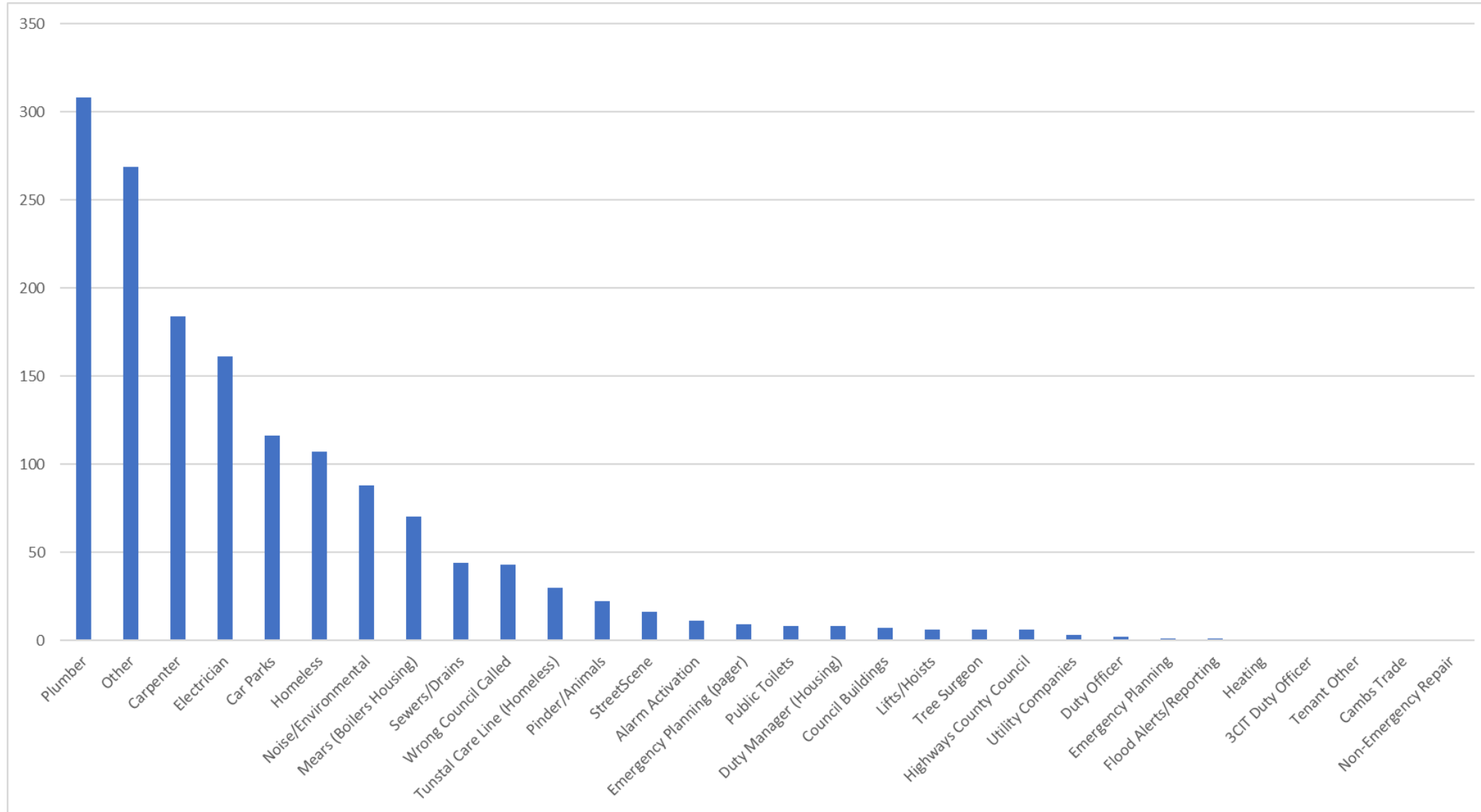


There was a significant increase in 'Out of Hours' calls during September, especially when compared to the lower number of calls recorded in August. In particular, there were 75 calls linked to plumbing issues taken in September, this is compared to an average of 50 calls.

The calls received are broken down into category on the next slide.




TOTAL OUT OF HOURS CALL CATEGORIES (APRIL '22 TO DATE)



CCTV INCIDENT HIGHLIGHTS


JULY 2022 –
SEPTEMBER 2022



CCTV INCIDENT HIGHLIGHTS

- Our CCTV Operators regularly achieve fantastic results and we would like to share a number of highlights captured over the last quarter.
- The following incident write ups include a mx of crime and non-crime across both councils.
- We have experienced some excellent results; from pro-active arrests to tracking down some of our most vulnerable residents; saving lives and preventing crime from the control room.





REACTIVE ARRESTS – ASSAULT - HUNTINGDON



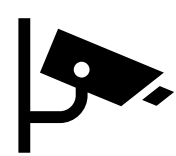
Incident 11091 – 2nd July 2022 – MP, AW, AS

MULTIPLE ARRESTS FOR ASSAULT

Operators spotted a group of males in the town centre who were arguing with another male, cameras were deployed and observations were maintained. A fight breaks out and police are informed, they have been watching the group on the 'live' police feed and immediately dispatch officers to the scene.

The fight escalates and a female joins the group, there is a lot of punching and kicking, mostly directed at one of the males in particular. He appears to be held in a headlock and is punched and kicked by the others.

Police officers arrive and break up the fight. 5 members of the group are arrested and taken into custody.



PRO ACTIVE INCIDENT – CONCERN FOR PERSON – CAMBRIDGE



Incident 11140 – 5th July 2022 – EFF, LM, MC

UNCONSCIOUS MALE SPOTTED ON ROOFTOP

Operators spotted a male who appeared to be unconscious on the roof of a city centre multi-storey car park, they immediately informed police via airwaves.

Police ask operators to review playback and find out when the male arrived, footage shows him walking up the roof before slumping against the wall, an ambulance is called.

Paramedics and police arrive on scene and administer first aid, he appears to have overdosed on drugs and is known to police. He regains consciousness and leaves the scene on foot, refusing to speak with police or paramedics.



REACTIVE INCIDENT - MISSING CHILD – HUNTINGDON



Incident 11443 – 22nd July 2022 – RL, AS, LM

MISSING CHILD FOUND

Operators received a call and email regarding a missing child thought to be in the Huntingdon area, her description is given and the operators deploy cameras and search the area.

Later that evening operators spot a female matching the missing child's description, they maintain observations and inform police who dispatch officers to the location.

After initially denying her identity, the female admits that she is the missing child they have been looking for. She is returned to her home safely.

Incident 11877 – 16th August 2022 – PM, CJ

DRUNK DRIVING PREVENTED

Operators spotted a male leaving a town centre restaurant who appeared to be very intoxicated, he was seen getting into the driving seat of a parked vehicle. Details were passed to police via airwaves and cameras were used to observe the male who was sitting in the car.

Police arrived soon after, they arrested the male and also reported significant damage to the car. Operators used playback to review footage of the area, the car was seen reversing into a gate and causing damage, this information was passed to police.

This proactive work by CCTV operators prevented a potentially very dangerous drink driving incident.

Incident 11941 – 20th August 2022 – MP, AW, CJ

ARRESTS MADE AFTER FIGHT BREAKS OUT

Operators observed 2 males leaving a city centre night club, they appeared to be arguing with each other and being quite physical. The males were joined by a group of females and a third male who attempted to separate the arguing pair. All 3 males starting fighting with each other resulting in punches to the face and one male being knocked to the floor. Operators called police over the airwaves.

Night club door staff attempted to break up the fight but the males were seen arguing with other people in the vicinity and not calming down. 1 male is seen walking off but soon comes back to the scene, further punches are thrown before police arrive to separate the group.

Officers arrest 2 of the males and take them into custody.

PRO ACTIVE ARREST – CRIMINAL DAMAGE - CAMBRIDGE



Incident 11999 – 24th August 2022 – GB, RL

MALE ARRESTED FOR CAUSING CRIMINAL DAMAGE

Operators spotted a male chasing a truck in the city centre. Observations were maintained as the male was acting in an erratic fashion and appeared to be intoxicated.

The male disappeared down an alleyway and then reappeared holding a long wooden pole. He jumped in front of a taxi and then went on to strike the windows of several nearby shops. Police were informed immediately and observations continued.

The male was seen walking around the market square with the pole, which he had broken into 2 pieces, he was becoming increasingly agitated and was seen to hit a parked car with the pole as he walked past it.

Officers arrived on scene and arrested the male, he was seen kicking and hitting the van as he was taken into custody.

Incident 12394 – 18th September 2022 – MP, PM

DRUNK DRIVER ARRESTED

Operators received a call via the CAMBAC radio from a city centre pub, advising that an intoxicated male has tried to leave the back of their property in his car and caused damage. The male attempted to drive away, hit a wall and got his car stuck. Cameras are deployed and police informed. Operators are asked to maintain observations as there are no officers available at the time.

The male manages to free his vehicle and then drives around the city centre, appearing to drive very unsteadily. Police are kept updated of his location. He stops and gets out of his vehicle, walks around for a while and then returns to the vehicle and drives off. Operators are watching him throughout and keeping police informed. Officers are eventually dispatched and catch up with him, they stop his vehicle and carry out a breathalyser test on scene. The male fails the test and is arrested for drink driving.

REACTIVE ARRESTS – CRIMINAL DAMAGE - CAMBRIDGE



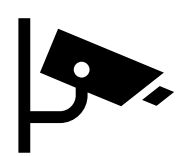
Incident 12392 – 23rd September – PM, MP

ARRESTS FOR CRIMINAL DAMAGE, ASSAULT AND VERBAL ABUSE

Operators received a call via the CAMBAC radio from a city centre night club. They reported a very intoxicated and agitated male who was leaving their premises, cameras were deployed and the male in question was spotted leaving.

The male was seen kicking the window of a nearby shop and smashing the glass, police were informed over the airwaves and a team of officers were dispatched. The male was observed walking around the city centre, picking fights with other people he passed and then being joined by a group of females.

Officers arrived and the male was arrested at the scene. Also arrested were a female member of the group following a complaint received by police that she had been involved in a fight, and a further male who was abusive to the officers at the scene.



PRO ACTIVE ARREST – DRUGS – CAMBRIDGE



Incident 12349 – 21st September 2022 – MO, AW


MALE ARRESTED FOR POSSESSION OF DRUGS

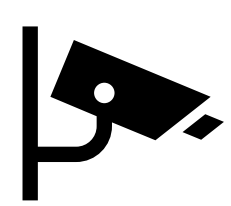
Operators observe a group of people openly taking drugs in the city centre, some appear to be chopping and snorting cocaine and others look like they are rolling and smoking cannabis.

Police are informed over the airwaves and observations are maintained. Officers soon arrive on scene, a male from the group runs off and the others are grabbed by officers as they also attempt to flee the scene. As one male is being searched the others manage to break free and all run off in different directions. The male who is detained is found to be in possession of drugs and a knife, he is arrested and taken into custody.

CCTV IN THE NEWS

Q1 2022





Q2 2022 - CCTV IN THE NEWS



Cambridgeshire Constabulary How can we help you?

Report Tell us about Apply or register Request Thanks and complaints

Prolific shop thief back in prison

Court news
14:49 08/09/2022

A prolific Cambridge shop thief is back in prison after stealing beef joints and alcohol. Last month (August) Stephen Neal was caught on CCTV twice trying to steal joints of beef from Lidl in Newmarket Road by hiding it up his jumper.

He was also captured on CCTV stealing items, including alcohol, worth more than £300 from John Lewis in St Andrew's Street on 27 August.

At Peterborough Magistrates' Court yesterday (7 September), Neal, 35, of no fixed abode, was sentenced to 16 weeks in prison after pleading guilty to three counts of theft.

On 21 December Neal was given a two-year Criminal Behaviour Order (CBO) not to:

- Be in possession of any pedal cycle part of pedal cycle unless having notified the police within 24 hours of his lawful possession, providing any details of the possession
- Go to Superdrug, Boots or Go Outdoors stores in Cambridge within the boundary of the M11, A11 and A14.

[Prolific shop thief back in prison](#)
[| Cambridgeshire Constabulary](#)
[\(camb.s.police.uk\)](#)

Cambridgeshire Constabulary How can we help you?

Report Tell us about Apply or register Request Thanks and complaints

Drink driver crashed into metal barriers

Court news
11:36 30/08/2022

A drink driver who crashed his Audi S3 into metal barriers in St Neots has been banned from getting behind the wheel.

Clyde King, 25, returned to his vehicle in Market Square at about 1.30am on 29 May when he drove off and almost immediately crashed into a set of metal barriers.

Despite the crash King drove off, with CCTV operators alerting the police.

An officer on patrol in Little Paxton noticed the vehicle, which had significant front-end damage and was smoking heavily.

When King was stopped by the officer he refused to take part in a roadside breath test and was arrested.

He was taken to custody where he completed the test - returning a reading of 67ug of alcohol per 100ml of breath. Nearly double the legal limit.

King, of Samuel Jones Crescent, Little Paxton, admitted driving with alcohol levels above the legal limit.

On Tuesday (23 August) at Peterborough Magistrates Court he was banned from driving for 18 months, fined £162 and was ordered to pay £85 towards prosecution costs.

Sergeant Aaron Murphy said: "This collision could have been far worse. Fortunately, King's Audi and the metal barriers were the only casualties on this occasion.

"Drink driving is completely unacceptable. It significantly increases your chances of being involved in a serious, or even fatal, collision.

"Those who decide to drink drive are putting their lives and those of other innocent people at risk.

"I hope King has learnt his lesson and won't make the same mistake again."

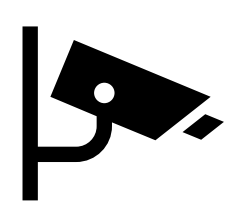
More than 460 suspected drink or drug drivers have been arrested in Cambridgeshire so far this year as police warn motorists of the risks of driving under the influence.

Last week a campaign was launched that warned drink or drug driving can destroy lives and it's not just the driver that's at risk.

You can report a drink driver via Cambridgeshire Constabulary's confidential hotline: 0800 032 0845. If someone is in immediate danger, always call 999.


For more information about drink or drug driving, the law and the dangers it can cause, visit the force's [dedicated drink and drug drive advice page](#).

[Drink driver crashed into metal barriers | Cambridgeshire Constabulary \(camb.s.police.uk\)](#)



Q2 2022 - CCTV IN THE NEWS



 **Cambridgeshire Constabulary** How can we help you?

[Report](#) | [Tell us about](#) | [Apply or register](#) | [Request](#) | [Thanks and complaints](#)

Pair charged with theft from Waitrose

News
© 14:05 19/08/2022

Two people have been charged in connection with shoplifting from Waitrose in St Neots.

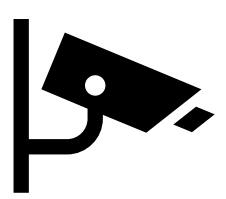
A 34-year-old man and a 15-year-old boy were arrested in St Neots' High Street by the local Neighbourhood Policing Team at about 2pm yesterday afternoon (Thursday).

The team, who were on patrol in the area, had received a report of a suspected theft from the Huntingdonshire Business Against Crime (HBAC) 'shopwatch' scheme.

The pair, both from Milton Keynes, have both been charged with theft of goods worth £572.08 from Waitrose.

The man has been bailed to appear at Cambridge Magistrates' Court on 15 September while the boy has been bailed to appear at Huntingdon Magistrates' Court on 7 September.

[Pair charged with theft from Waitrose | Cambridgeshire Constabulary \(cambs.police.uk\)](https://www.cambs.police.uk/news/2022/08/19/pair-charged-with-theft-from-waitrose)



2022 - CCTV COMPLIMENTS



For your info, off the back of CCTV obtained for this job, a man has been charged with 4 offences today and remanded in custody by us to appear at court tomorrow.

Thanks again.

Oliver Bissill
Southern CID – D Relief
23rd June 2022

Thank you for such a quick response, it's great that quick action resulted in the arrest.

Thanks again.

(Regarding damage to railings and street furniture in St Neots)

Chris Robson
Town Clerk
St Neots Town Council
30th May 2022

Good morning,

I have been reading the reports from over the weekend and in case you weren't aware your door team did a great job at notifying CCTV control via the radio of a male with a knife in the street.

Due to this the male was promptly arrested by officers, and a large knife was recovered.

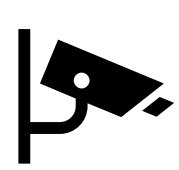
Great work!!!

Clare Metcalfe
Licencing Officer for Cambridge
Constabulary – Licencing South
1st May 2022

	Total for Q2 2022
Compliments Received	1
Complaints Received	0

APPENDIX

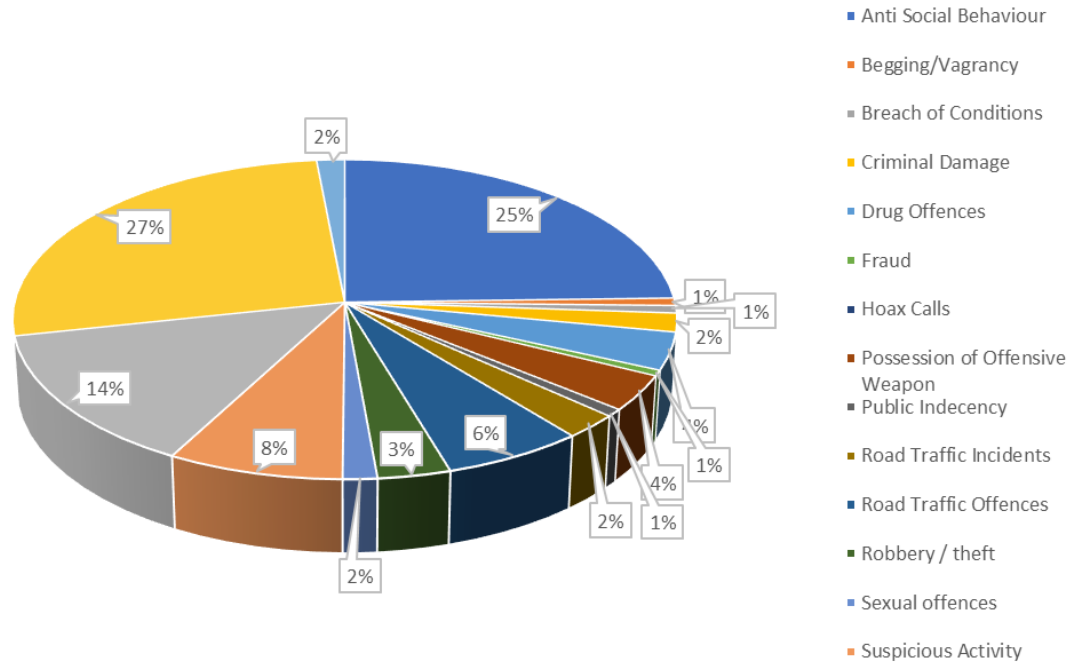




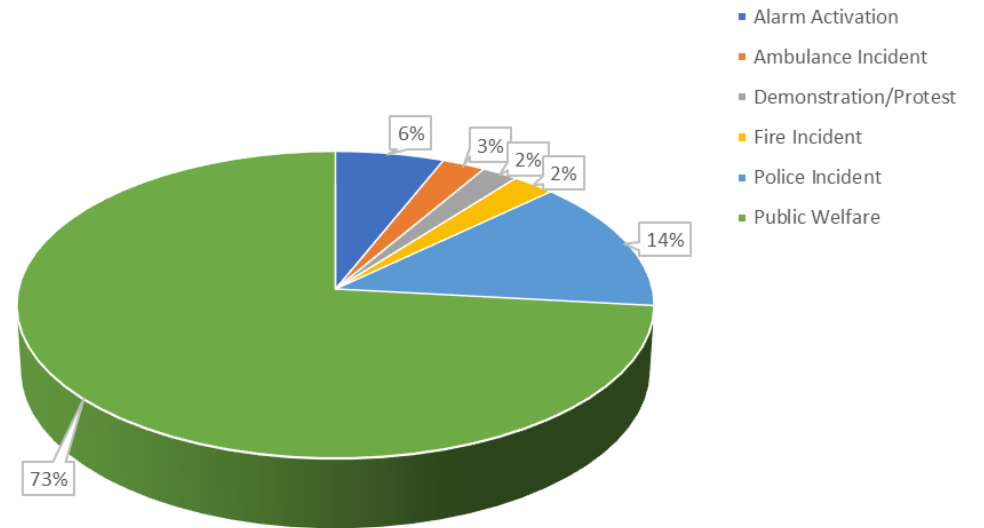
Q2 TOTAL INCIDENTS BY CATEGORY – CAMBS CITY




Crime Incidents in Cambs City July - September 2022



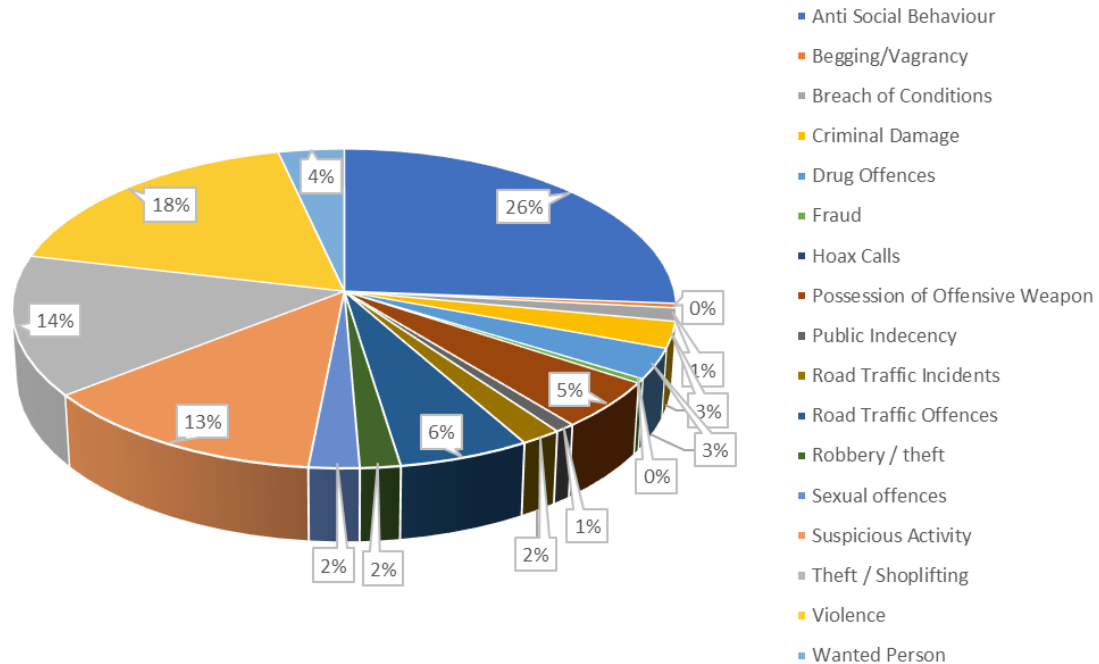
Non- Crime Incidents in Cambs City July - September 2022



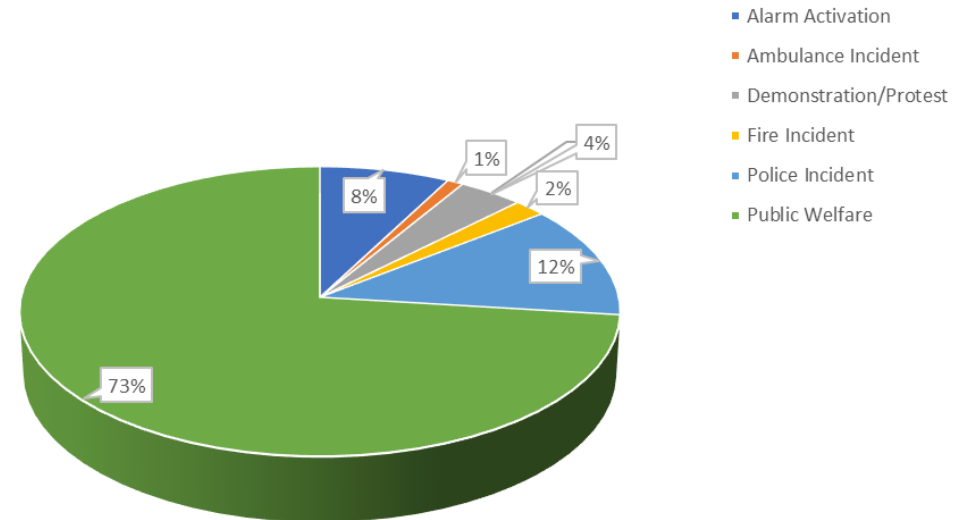


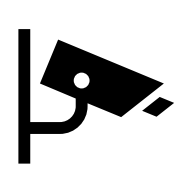
Q2 TOTAL INCIDENTS BY CATEGORY – HUNTINGDON

Crime Incidents in Huntingdon July - September 2022



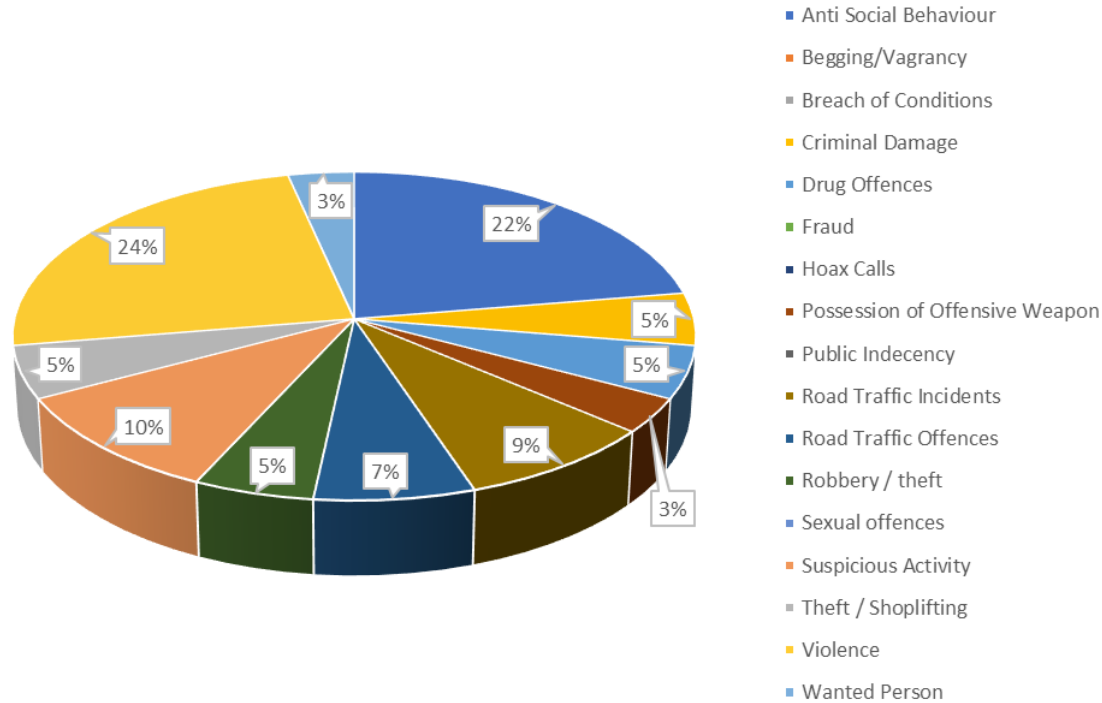
Non - Crime Incidents in Huntingdon July - September 2022



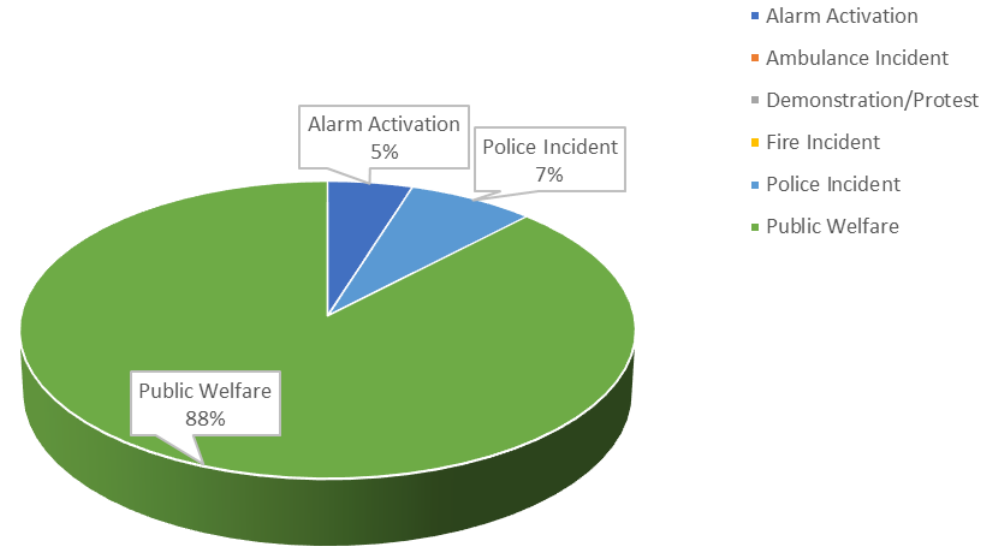


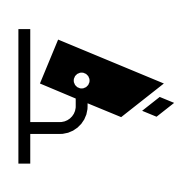
Q2 TOTAL INCIDENTS BY CATEGORY – ST NEOTS

Crime Incidents in St Neots July - September 2022



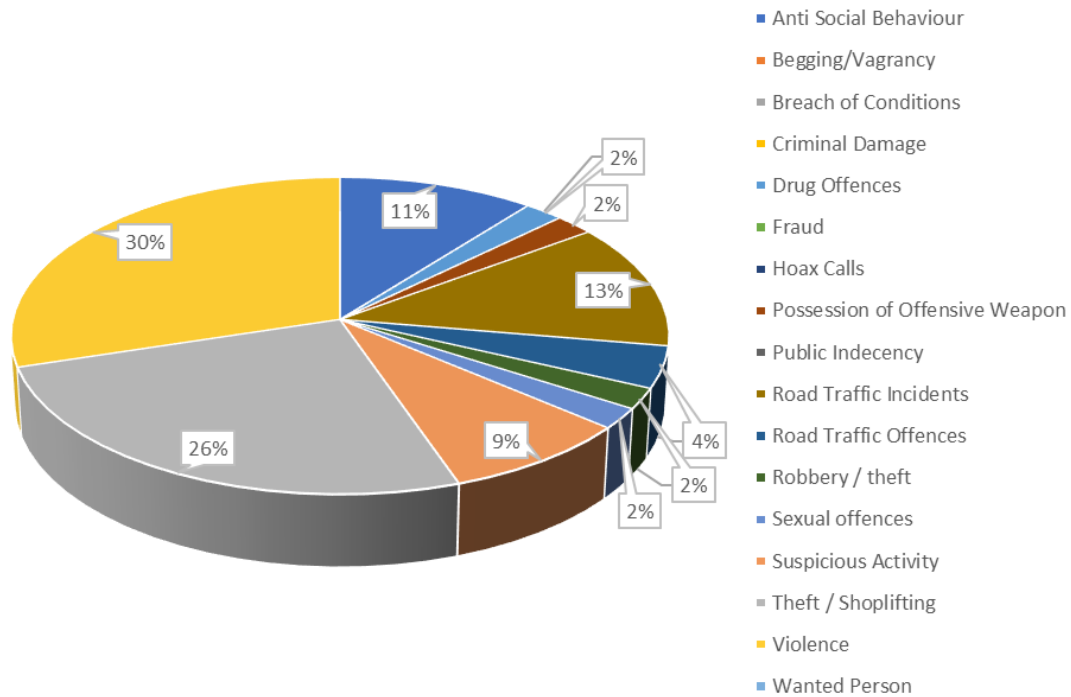
Non - Crime Incidents in St Neots July - September 2022



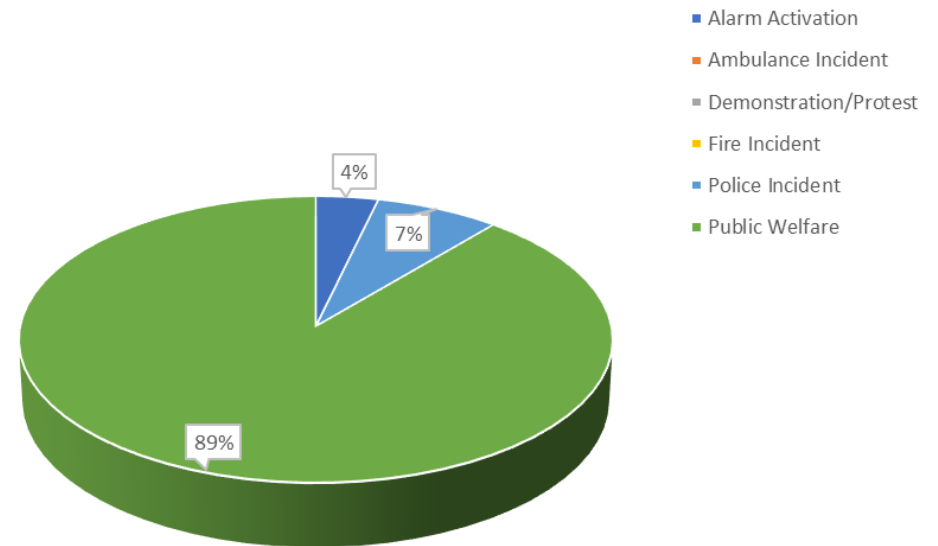


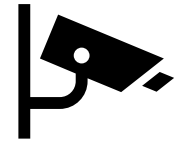
Q2 TOTAL INCIDENTS BY CATEGORY – ST IVES

Crime Incidents in St Ives July - September 2022



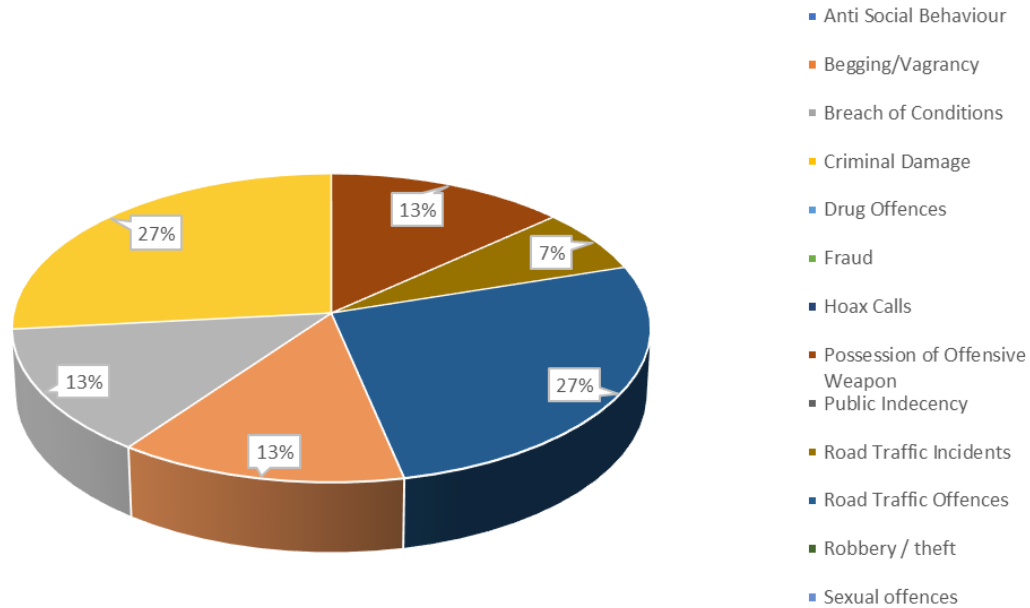
Non - Crime Incidents in St Ives July - September 2022



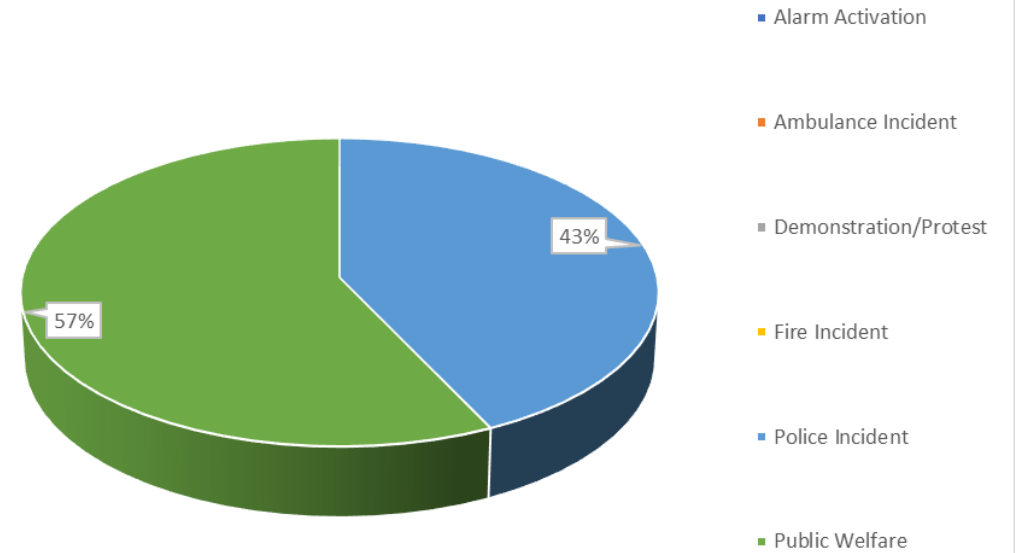


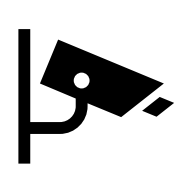
Q2 TOTAL INCIDENTS BY CATEGORY – RAMSEY

Crime Incidents in Ramsey July - September 2022



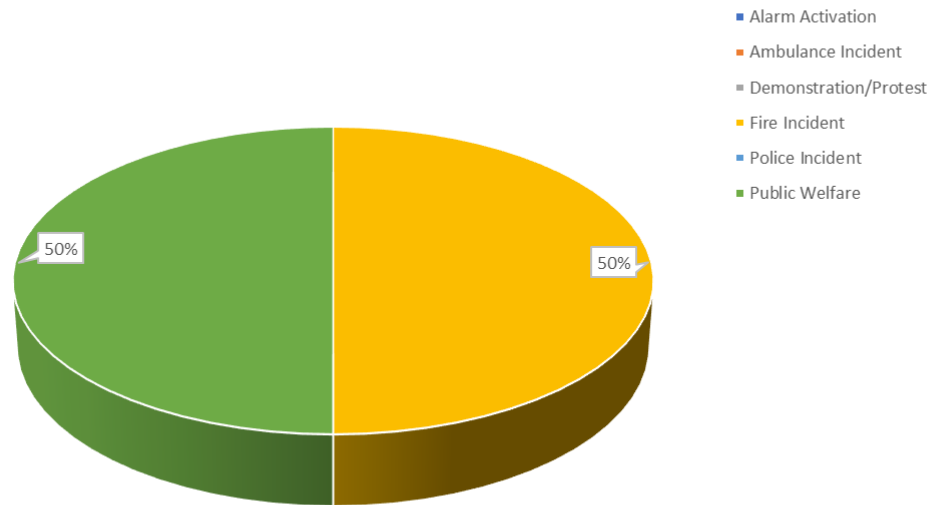
Non- Crime Incidents in Ramsey July - September 2022



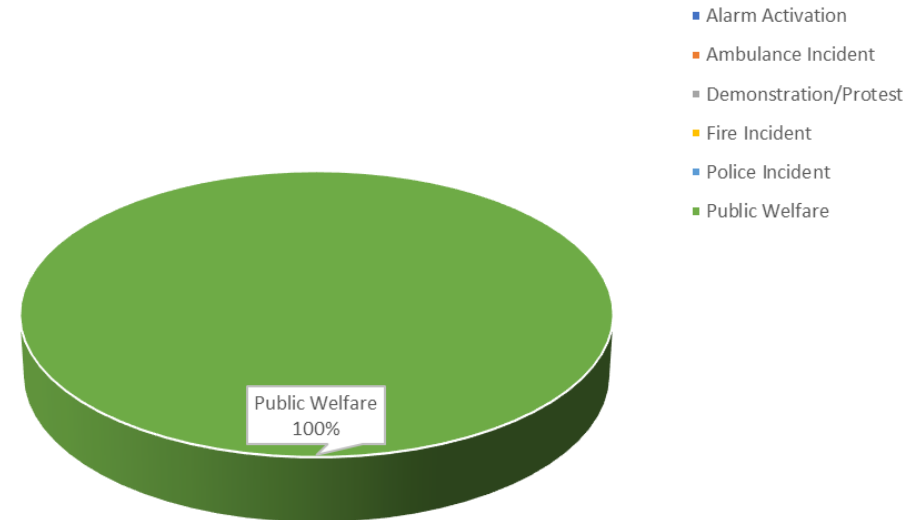


Q2 TOTAL INCIDENTS BY CATEGORY – GODMANCHESTER & YAXLEY

**Non - Crime Incidents in Godmanchester
July - September 2022**



**Non - Crime Incidents in Yaxley
July - September 2022**





Q2 2022 CCTV CAMERA PERFORMANCE



	Cambs CC	HDC	Total	% Downtime
July '22	17	11	28	0.91%
August '22	26	13	39	6.57%
September '22	30	18	48	5.32%

Camera performance remains at a relatively high level with a small percentage of downtime across the quarter. August saw an increase in downtime due to a group of city centre carpark cameras taking time to be fixed.

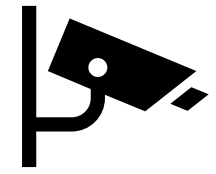
There are currently 452 operational CCTV cameras across both councils, with 146 cameras installed across the One Leisure centres due to come on line later this year. There are also exciting projects based in the Cambridge Park & Ride sites which will go live soon.



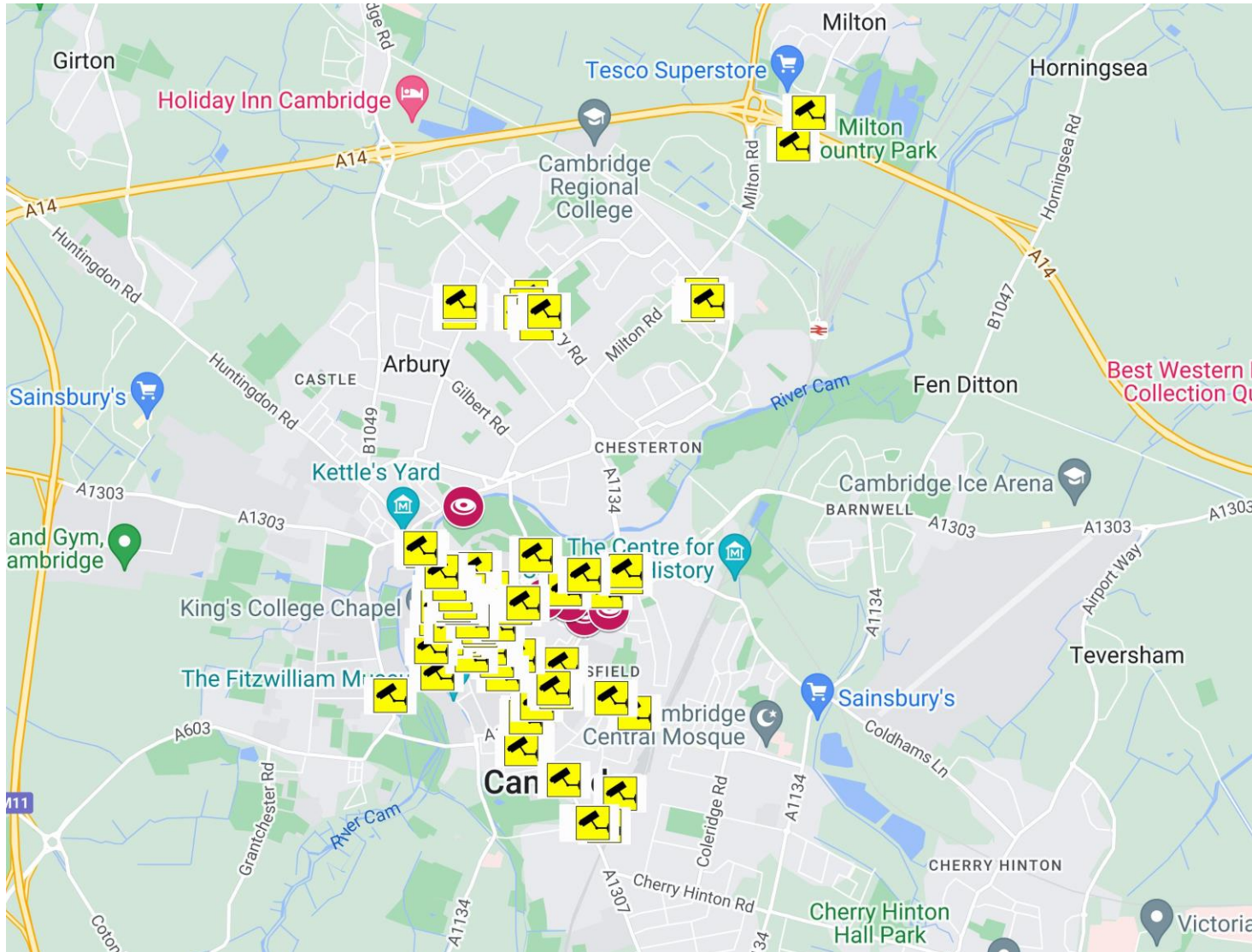
VIEWING REQUESTS (JULY 2022 – SEPTEMBER 2022)

Type of requests	Total
RIPA Requests	0
Third Party viewing requests	1






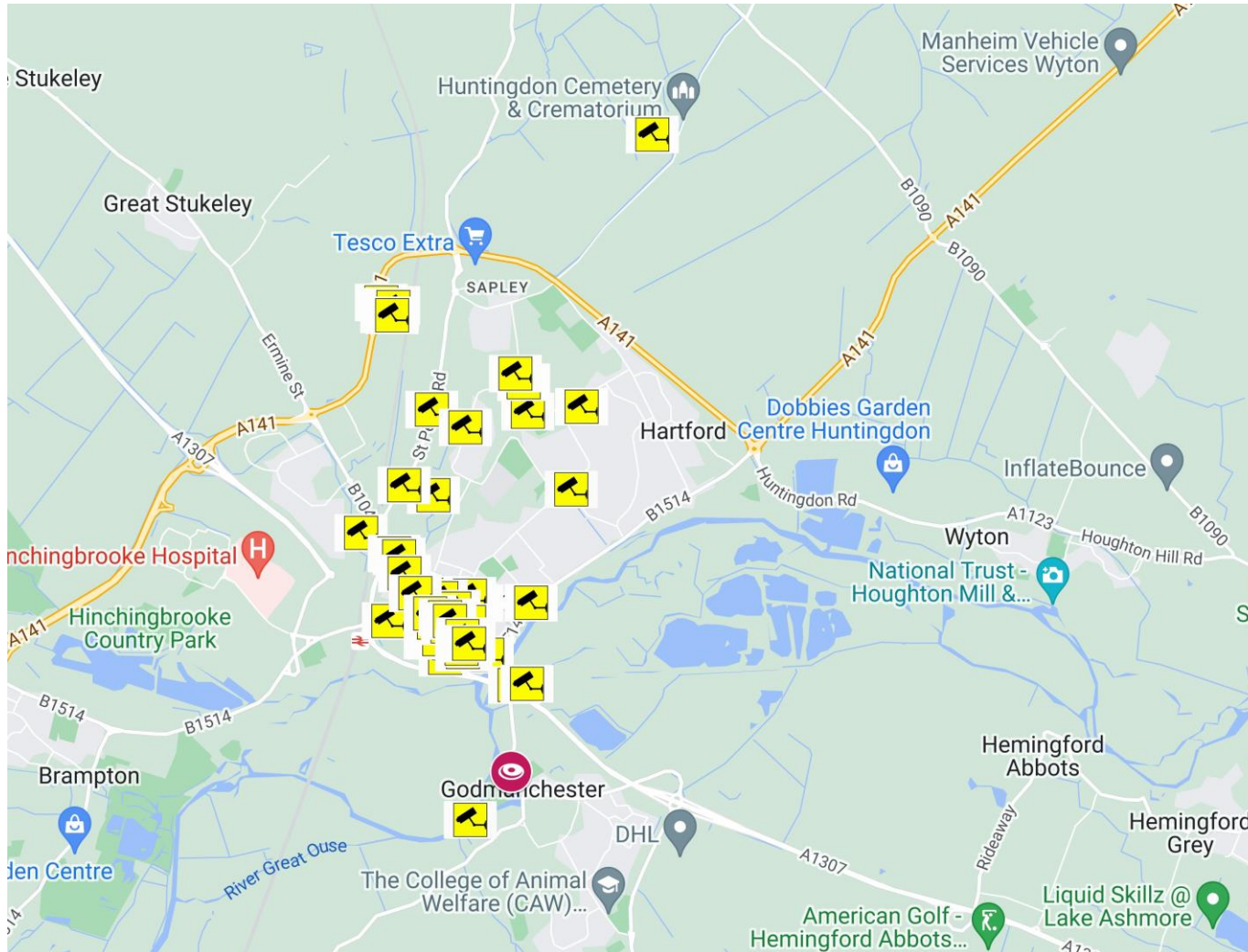
CCTV CAMERA MAPS (AS OF SEPTEMBER 2022)




Cambridge Cameras – 205 cameras covering the city centre, Milton and Arbury



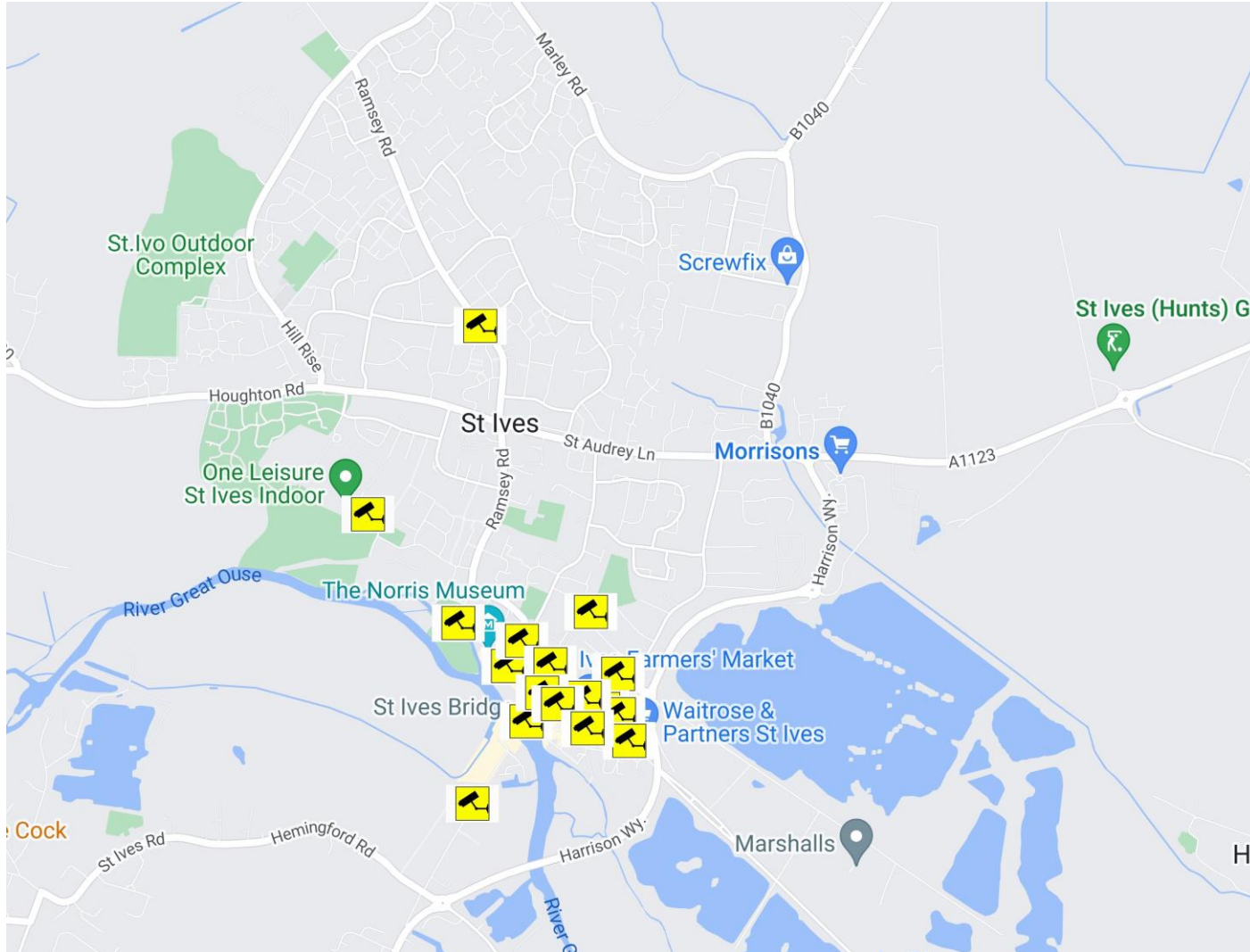
CCTV CAMERA MAPS (AS OF SEPTMEMBER 2022)




Huntingdon Cameras – 198 cameras
(including cameras located at Huntingdon
Crematorium and Godmanchester)



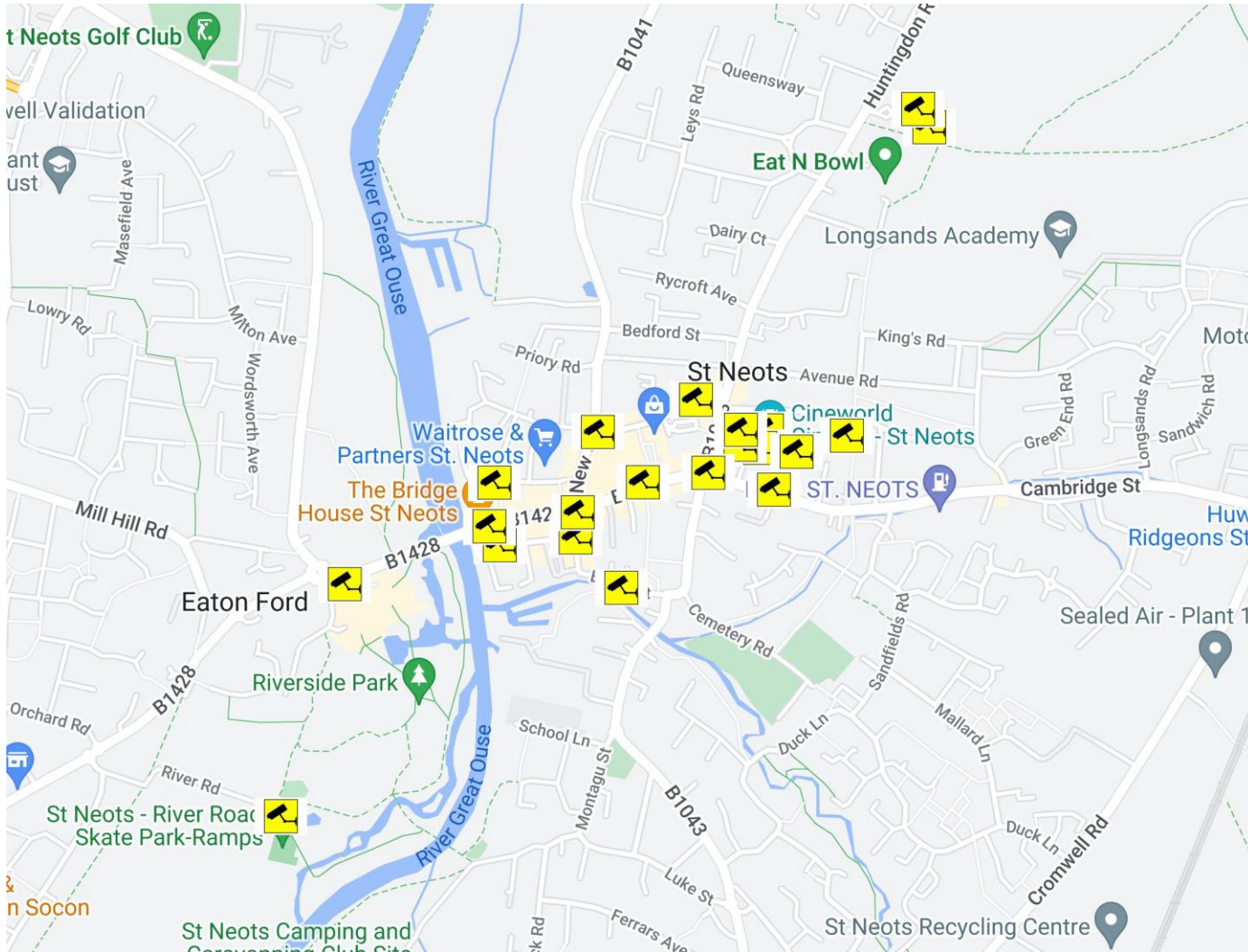
CCTV CAMERA MAPS (AS OF SEPTEMBER 2022)




St Ives Cameras – 17 cameras



CCTV CAMERA MAPS (AS OF SEPTEMBER 2022)




St Neots Cameras – 25 cameras



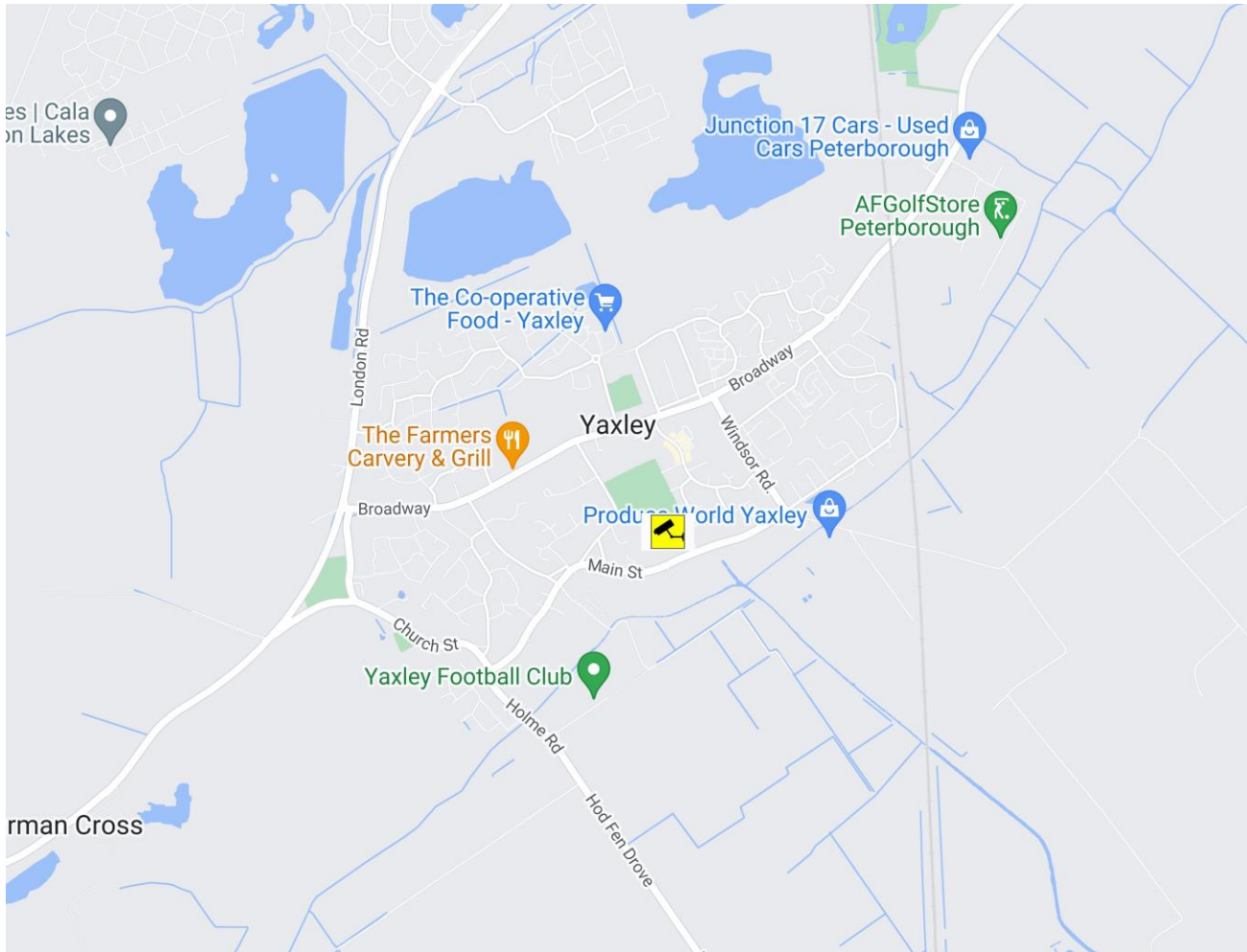
CCTV CAMERA MAPS (AS OF SEPTEMBER 2022)




Ramsey Cameras – 5 cameras



CCTV CAMERA MAPS (AS OF SEPTEMBER 2022)



Yaxley Cameras – 1 camera



Q2 2022/2023 CCTV Stats Overview						
	Cambridge		Huntingdonshire		Total	
Number of Cameras	205		247		452	
	Faults	Downtime	Faults	Downtime	Faults	Downtime
Reported camera faults & % hours downtime vs total footage recorded	73	5.75%	42	2.44%	115	3.94%
	Cambridge		Huntingdonshire		Total	
TOTAL CCTV ACTIVITY	Incidents	Arrests	Incidents	Arrests	Incidents	Arrests
2022 Total	775	89	538	77	1313	166
2021 Total	841	101	527	41	1368	142
vs PY	-8%	-12%	2%	88%	-4%	17%
	Cambridge		Huntingdonshire		Total	
PROACTIVE CCTV	Incidents	Arrests	Incidents	Arrests	Incidents	Arrests
Pro-active 2022	96	27	35	4	131	31
% total	12%	30%	7%	5%	10%	19%
2021 Total	199	35	87	13	286	48
	Cambridge		Huntingdonshire		Total	
HBAC / CAMBAC CCTV	Incidents	Arrests	Incidents	Arrests	Incidents	Arrests
CAMBAC / HBAC Use 2022	224	19	131	14	355	33
% Total	29%	21%	24%	18%	27%	20%
2021 Total	151	12	133	11	284	23
	Cambridge		Huntingdonshire		Total	
EVIDENCE REQUESTS & DOWNLOADS	Reviews	Downloads	Reviews	Downloads	Reviews	Downloads
Evidence Reviews 2022	154	44	93	28	247	72
2021 Total	136	75	74	49	210	124
			26%	-43%	18%	-42%
	Cambridge		Huntingdonshire		Total	
OOH	Cambridge		Huntingdonshire		Total	
OOH calls	149		102		251	
2021 Total	809		164		973	
	Cambridge		Huntingdonshire		Total	
FEEDBACK	Cambridge		Huntingdonshire		Total	
Complaints	0		0		0	
Compliments	1		0		1	
	Cambridge		Huntingdonshire		Total	
POLICE INCIDENT RESPONSE	Cambridge		Huntingdonshire		Total	
No Police Available	30		15		45	
No Police Deployed	12		8		20	

