



HUNTINGDONSHIRE DISTRICT COUNCIL PLAYING PITCH AND OUTDOOR SPORT STRATEGY ASSESSMENT REPORT

OCTOBER 2022

QUALITY, INTEGRITY, PROFESSIONALISM

Knight, Kavanagh & Page Ltd

Company No: 9145032 (England)

MANAGEMENT CONSULTANTS

Registered Office: 1 -2 Frecheville Court, off Knowsley Street, Bury BL9 0UF

T: 0161 764 7040 E: mail@kcp.co.uk www.kcp.co.uk



Cert Num: 6543-QMS-001

HUNTINGDONSHIRE DISTRICT COUNCIL PLAYING PITCH & OUTDOOR SPORT ASSESSMENT REPORT

CONTENTS

ABBREVIATIONS	1
PART 1: INTRODUCTION AND METHODOLOGY	2
PART 2: FOOTBALL.....	12
PART 3: THIRD GENERATION TURF (3G) PITCHES	46
PART 4: CRICKET PITCHES	58
PART 5: RUGBY UNION PITCHES	82
PART 6: HOCKEY	99
PART 7: BOWLING GREENS.....	111
PART 8: ATHLETICS TRACKS	121
PART 9: TENNIS COURTS	127
PART 10: NETBALL COURTS.....	142
PART 11: RUGBY LEAGUE PITCHES	148
PART 12: OTHER OUTDOOR SPORTS FACILITIES.....	150
APPENDIX 1: SPORTING CONTEXT	157

HUNTINGDONSHIRE DISTRICT COUNCIL

PLAYING PITCH & OUTDOOR SPORT ASSESSMENT REPORT

ABBREVIATIONS

3G	Third Generation (artificial turf)
AGP	Artificial Grass Pitch
ANOG	Assessing Needs and Opportunities Guidance
BC	Bowls Club
CC	Cricket Club
ECB	England and Wales Cricket Board
EH	England Hockey
FA	Football Association
FC	Football Club
FIFA	Fédération Internationale de Football Association
GMA	Grounds Maintenance Association
GPMF	Grass Pitch Maintenance Fund
HC	Hockey Club
HDC	Huntingdonshire District Council
HFA	Huntingdonshire Football Association
KKP	Knight, Kavanagh and Page
LTA	Lawn Tennis Association
LMS	Last Man Stands
NGB	National Governing Body
NPPF	National Planning Policy Framework
NTP	Non turf pitch
PPS	Playing Pitch Strategy
PPOSS	Playing Pitch Strategy and Outdoor Sport Strategy
PQS	Performance Quality Standard
RFU	Rugby Football Union
RUFC	Rugby Union Football Club
S106	Section 106 Agreement
TGR	Team Generation Rate
TC	Tennis Club
U	Under

HUNTINGDONSHIRE DISTRICT COUNCIL

PLAYING PITCH & OUTDOOR SPORT ASSESSMENT REPORT

PART 1: INTRODUCTION AND METHODOLOGY

1.1: Introduction

Knight, Kavanagh & Page Ltd (KKP) was appointed by Huntingdonshire District Council (HDC) to undertake an assessment of all formal playing pitch and outdoor sport facilities across the authority to assist it to strategically plan for the future.

This is the Playing Pitch and Outdoor Sport Strategy (PPOSS) Assessment Report for Huntingdonshire. It presents a supply and demand assessment of playing pitch and other outdoor sports in accordance with Sport England's Guidance: An approach to developing and delivering a Playing Pitch Strategy (2013) and Assessing Needs and Opportunities Guidance (2014) (ANOG) used for other outdoor sport facilities. Both guidance documents detail a stepped approach that, for pitch sports, is separated into five distinct stages, with similar stages set out in ANOG:

- ◀ Stage A: Preparation
 - ◀ Step 1: Clarify why the PPOSS is being developed
 - ◀ Step 2: Set up the management arrangements
 - ◀ Step 3: Tailor the approach
- ◀ Stage B: Information Gathering
 - ◀ Step 4: Develop an audit of playing pitches
 - ◀ Step 5: Develop a picture of demand
- ◀ Stage C: Assessment
 - ◀ Step 6: Understand how each site is being used
 - ◀ Step 7: Develop the current picture of provision
 - ◀ Step 8: Carry out scenario testing
- ◀ Stage D: Key Findings & Issues
 - ◀ Step 9: Identify key findings & issues
 - ◀ Step 10: Check and challenge key findings & issues
- ◀ Stage E: Strategy Development & Implementation
 - ◀ Step 11: Develop conclusions & recommendations
 - ◀ Step 12: Develop an action & implementation plan
 - ◀ Step 13: Adopt, monitor and review the PPOSS

Stages A to C are covered in this report, with Stage D and Stage E covered in the subsequent strategy document. This Assessment and subsequent Strategy will run to 2036, in line with the new Local Plan subject to annual monitoring and review taking place. If no review has taken place in three years from the date of the baseline data being collated then the PPOSS will no longer be considered up to date or robust.

1.2: Local context

Huntingdonshire Local Plan (2036)

Huntingdonshire District Council has prepared a local plan that sets out how much growth there should be in the District in coming years (housing, jobs and associated infrastructure) and where it should take place. The Huntingdonshire District Local Plan 2036 was adopted by Full Council on 15 May 2019.

The Council intends to start a review of the Local Plan in 2023. This is in line with the need to complete a review of the Local no later than five years after the date of adoption to decide whether the plan needs to be updated.

HUNTINGDONSHIRE DISTRICT COUNCIL

PLAYING PITCH & OUTDOOR SPORT ASSESSMENT REPORT

The proposed updated Local Plan will cover a period beyond 2036 but the extent will be determined through the initial public engagement. The plan update will secure levels of growth that accord with government policy and any growth deals that have been agreed. The strategic expansion locations of Alconbury Weald and St Neots East will continue to deliver well into the plan period for the updated Local Plan and will be complemented by new development allocations.

Huntingdonshire District Council Corporate Plan (2022/23)¹

Huntingdonshire District Council's corporate Plan 2022/23 is an interim plan for the start of the administration and sets out the Council's objectives and key actions. The objectives are:

- ◀ Tackling climate change and caring for the environment
- ◀ Enhancing employment opportunities and supporting businesses
- ◀ Supporting the needs of residents
- ◀ Improving the housing situation
- ◀ Strengthening our communities

Provision of open spaces and leisure facilities to meet residents' physical and mental health is addressed under the third objective and provision of green spaces, play area and community buildings is addressed under the final objective.

1.3 Stage A: Prepare and tailor the approach

Management arrangements

A project team from the Council has worked with KKP to ensure that all relevant information is readily available and to support the consultants as necessary to ensure that project stages and milestones are delivered on time, and to the required quality standard to meet Sport England guidance.

Further to this, a Steering Group is and will continue to be responsible for the direction of the PPS from a strategic perspective and for supporting, checking and challenging the work of the project team. The Steering Group is made up of representatives from Huntingdonshire District Council, Sport England and National Governing Bodies of Sport (NGBs).

It will be important for the Steering Group to continue once the PPOSS has been finalised for several reasons, including a continuing responsibility to:

- ◀ Be a champion for playing pitch provision in the area and promote the value and importance of the PPOSS.
- ◀ Ensure implementation of the PPOSS's recommendations and action plan.
- ◀ Monitor and evaluate the outcomes of the PPOSS.
- ◀ Ensure that the PPS is kept up to date and refreshed.

Why the PPOSS is being developed

The rationale for undertaking this study is to update current levels of provision within Huntingdonshire across the public, private, education, voluntary and commercial sectors and to compare this with current and likely future levels of demand.

¹ [Link to corporate plan](#)

HUNTINGDONSHIRE DISTRICT COUNCIL

PLAYING PITCH & OUTDOOR SPORT ASSESSMENT REPORT

One of the core planning principles of the National Planning Policy Framework (NPPF) is to improve health, social and cultural wellbeing for all, and deliver sufficient community and cultural facilities and services to meet local needs. Paragraph 98 discusses the importance of access to high quality open spaces and opportunities for sport and recreation that can make an important contribution to the health and well-being of communities.

Paragraph 98 discusses assessments, the 'importance of access to a network of high-quality open spaces and opportunities for sport and physical activity'. Paragraph 99 addresses protection of existing open space, sports and recreational buildings and land and sets out the limited circumstances in which building on them may be permitted. Paragraphs 101 and 102 also promote the identification of important green spaces by local communities and the protection of these facilities. Such spaces may include playing fields.

This PPOSS will act as a further evidence base and will update the existing evidence to take account of changes in provision, planned development and the local needs of the community and changes to planning policy context. This may provide opportunities to develop new playing pitches or improve the quality of existing playing pitches in Huntingdonshire in response to housing developments that create additional demand for pitches (as well as the accompanying ancillary offer) by use of the Sport England Playing Pitch Calculator². Where possible, this will be aligned to existing community sport clubs in Huntingdonshire which play an integral part in providing sport and physical activities to the local community.

Scope

The following are the key outdoor sports in Huntingdonshire and as such are included within the scope:

- ◀ Football (including 3G artificial grass pitches)
- ◀ Rugby Union
- ◀ Rugby League
- ◀ Hockey (artificial grass pitches)
- ◀ Cricket
- ◀ Athletics
- ◀ Outdoor Tennis
- ◀ Outdoor Netball
- ◀ Outdoor Lawn Bowls
- ◀ Outdoor Gym equipment / Trim Trails
- ◀ Multi Use Games Areas (MUGA)

It should be noted that for the non-pitch sports, (i.e. tennis, athletics, bowls and netball) included within the scope of this study, the supply and demand principles of Sport England Guidance: Assessing Needs and Opportunities Guide for Indoor and Outdoor Sports Facilities (ANOG) are followed to ensure the process is compliant with the NPPF. Please note that although this is less prescriptive than the PPS Guidance, the same approach is applied to provide a full supply and demand assessment for each sport.

Further, there is also no prescriptive method of producing a supply and demand assessment for informal sports. Therefore, a more 'light touch' approach will be provided for these facilities which will be identified and mapped as part of the audit and usage/demand will be investigated through consultation with community groups and users.

²[Link to Sport England playing pitch calculator](#)

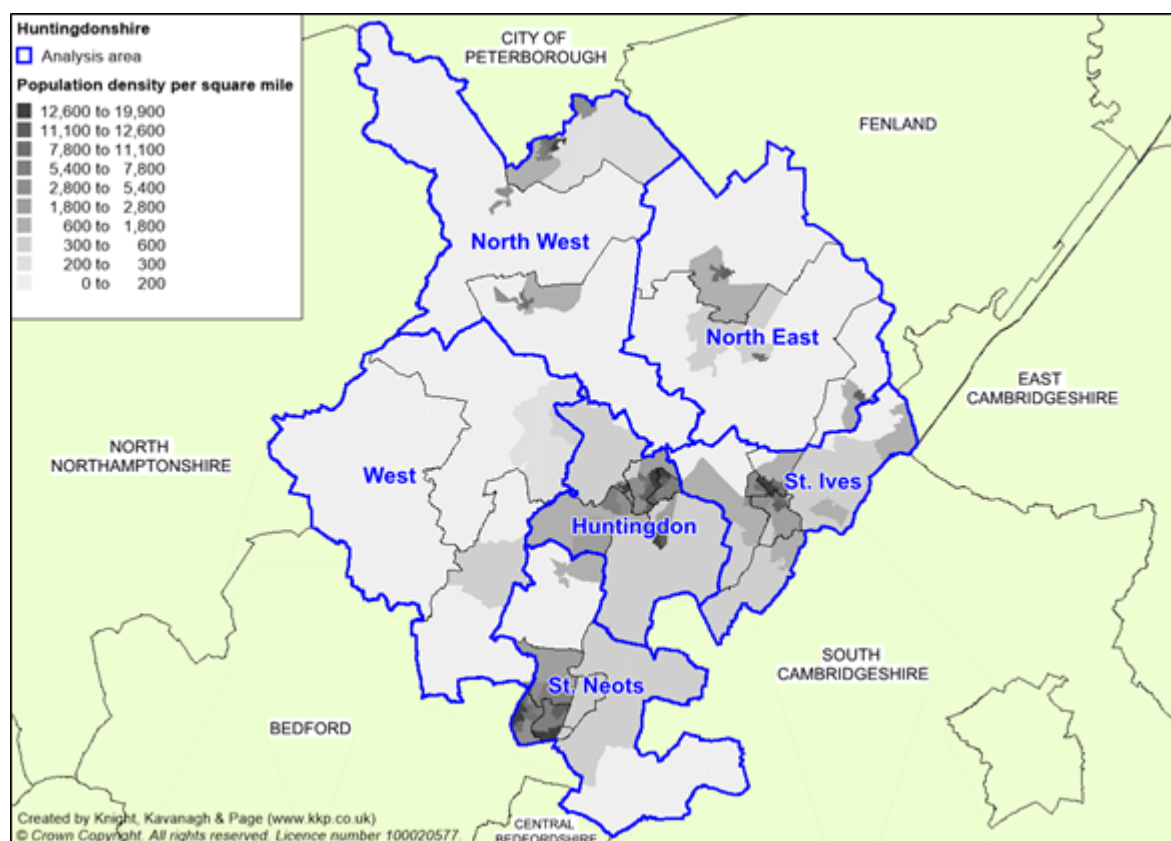
HUNTINGDONSHIRE DISTRICT COUNCIL PLAYING PITCH & OUTDOOR SPORT ASSESSMENT REPORT

Study area

The study area comprises the whole of Huntingdonshire District Council's administrative area. Due to its size, Huntingdonshire is broken into smaller subsections known as analysis areas. It is accepted that sports catchment areas do not naturally fall into defined administrative areas and that needs to be taken into account when assessing current and future provision for pitch sports. However, analysis areas are used for reporting purposes to aim to create localised assessments of supply vs demand modelling. The six identified for Huntingdonshire are as follows:

- ◀ Huntingdon
- ◀ North East
- ◀ North West
- ◀ St Ives
- ◀ St Neots
- ◀ West

Figure 1: Huntingdonshire analysis area split



HUNTINGDONSHIRE DISTRICT COUNCIL

PLAYING PITCH & OUTDOOR SPORT ASSESSMENT REPORT

Table 1.1: Analysis areas by ward

Analysis area	Ward
Huntingdon	Brampton
Huntingdon	Godmanchester & Hemingford Abbots
Huntingdon	Huntingdon East
Huntingdon	Huntingdon North
Huntingdon	The Stukeleys
North East	Ramsey
North East	Somersham
North East	Warboys
North West	Sawtry
North West	Stilton, Folksworth & Washingley
North West	Yaxley
St. Neots	Buckden
St. Neots	Great Paxton
St. Neots	St. Neots East
St. Neots	St. Neots Eatons
St. Neots	St. Neots Eynesbury
St. Neots	St. Neots Priory Park & Little Paxton
St. Ives	Fenstanton
St. Ives	Hemingford Grey & Houghton
St. Ives	Holywell-cum-Needingworth
St. Ives	St. Ives East
St. Ives	St. Ives South
St. Ives	St. Ives West
West	Alconbury
West	Great Staughton
West	Kimbolton

1.4 Stage B: Gather information and views on the supply of and demand for provision

A clear picture of supply and demand for outdoor sports facilities in Huntingdonshire needs to be provided to include an accurate assessment of quantity and quality. This is achieved through consultation with key stakeholders to ensure that they inform the subsequent strategy. It informs current demand, adequacy, usage, future demand and strategies for maintenance and investment for outdoor sports facilities.

Gather supply information and views – an audit of playing pitches

Sport England's PPS guidance uses the following definitions of a playing pitch and playing field. These definitions are set out by the Government in the 2015 'Town and Country Planning (Development Management Procedure) (England) Order'.³

- ◀ ***Playing pitch*** – a delineated area which together with any run off area, is of 0.2ha or more, and is used for association football, rugby, cricket, hockey, lacrosse, rounders, baseball, softball, American football, Australian football, Gaelic football, shinty, hurling, polo or cycle polo.
- ◀ ***Playing field*** – the whole of a site which encompasses at least one playing pitch.

³ www.sportengland.org>Facilities and Planning> Planning Applications

HUNTINGDONSHIRE DISTRICT COUNCIL

PLAYING PITCH & OUTDOOR SPORT ASSESSMENT REPORT

Although the statutory definition of a pitch is one that meets a minimum size of 0.2ha, this PPOSS takes into account smaller size pitches that contribute to the supply side, for example, a site containing a mini 5v5 football pitch. This PPOSS counts individual grass pitches (as a delineated area) as the basic unit of supply. The definition of a playing pitch also includes artificial grass pitches (AGPs).

As far as possible the Assessment Report aims to capture all of the outdoor sports facilities within Huntingdonshire; however, there may be instances, for example, on school sites or private sites where access was not possible and has led to omissions within the report. Where pitches have not been recorded within the report they remain as pitches and for planning purposes continue to be so. Furthermore, exclusions of a pitch do not mean that it is not required from a supply and demand point of view.

Quantity

Where known, all outdoor sports facilities are included irrespective of ownership, management and use. Sites were initially identified using Sport England's Active Places web based database, with the Council and NGBs supporting the process by checking and updating this initial data. This was also verified against club information supplied by local leagues.

For each site, the following details were recorded in the project database (which will be supplied upon completion of the project as an electronic file):

- ◀ Site name, address (including postcode) and location
- ◀ Ownership and management type
- ◀ Security of tenure
- ◀ Total number, type and quality of outdoor sports facilities

Accessibility

Not all outdoor sports facilities offer the same level of access to the community. The ownership and accessibility of provision also influences actual availability for community use. Each site is assigned a level of community use as follows:

- ◀ **Community use** - facilities in public, voluntary, private or commercial ownership or management (including education sites) recorded as being available for hire and currently in use by teams playing in community leagues.
- ◀ **Available but unused** - facilities that are available for hire but are not currently used by teams which play in community leagues; this most often applies to school sites but can also apply to sites which are expensive to hire.
- ◀ **No community use** - facilities which as a matter of policy or practice are not available for hire or used by teams playing in community leagues. This should include professional club pitches along with some semi-professional club pitches, where play is restricted to the first or second team.
- ◀ **Disused** – provision that is not being used at all by any users and is not available for community hire either. Once these sites are disused for five or more years they will then be categorised as 'lapsed sites'.

Quality

The capacity of provision to regularly provide for competitive play, training and other activity over a season is most often determined by their quality. As a minimum, the quality and therefore the capacity of provision affects the playing experience and people's enjoyment of a sport. In extreme circumstances it can result in a facility being unable to cater for all or certain types of play during peak and off-peak times.

HUNTINGDONSHIRE DISTRICT COUNCIL

PLAYING PITCH & OUTDOOR SPORT ASSESSMENT REPORT

It is not just the quality itself which has an effect on its capacity but also the quality, standard and range of ancillary facilities. The quality of both the outdoor sports facility and ancillary facilities will determine whether provision is able to contribute to meeting demand from various groups and for different levels and types of play.

The quality of all outdoor sports facilities identified in the audit and the ancillary facilities supporting them are assessed regardless of ownership, management or availability. Along with capturing any details specific to the individual facilities and sites, a quality rating is also recorded within the audit for each. These ratings are used to help estimate the capacity to accommodate competitive and other play within the supply and demand assessment.

In addition to undertaking non-technical assessments (using the templates provided within the guidance and as determined by NGBs), users and providers were also consulted on the quality and in some instances the quality rating was adjusted to reflect this.

Gather demand information and views

Presenting an accurate picture of current demand for outdoor sports facilities (i.e. recording how and when provision is used) is important when undertaking a supply and demand assessment.

Demand for outdoor sports facilities in Huntingdonshire tends to fall within the following categories:

- ◀ Organised competitive play
- ◀ Organised training
- ◀ Informal play

Current and future demand for outdoor sports facilities is presented on a sport by sport basis within the relevant sections of this report.

In addition, unmet, latent, imported and exported demand for provision is also identified within each section. Unmet demand is known to currently exist but is unable to access sports facilities; latent demand is demand that evidence suggests may be generated from the current population should they have access to more or better quality provision. Exported and imported demand refers to those sports users who are playing outside of their local authority of choice.

A variety of consultation methods were used to collate such demand information. Firstly, face to face consultation was carried out with key clubs from each sport, thus allowing for the collection of detailed demand information and an exploration of key issues to be interrogated and more accurately assessed. For all remaining clubs, an online survey (converted to postal if required) was utilised.

Local sports development officers, county associations and regional governing body officers advised which of the clubs to include in the face to face consultation and Sport England was also included within the consultation process prior to the project commencing. Issues identified by clubs returning questionnaires were followed up by telephone or face to face interviews. As key providers and users of outdoor sports facilities, educational establishments were also consulted. This involved face to face meetings with secondary schools and colleges and an online survey being sent to primary schools.

HUNTINGDONSHIRE DISTRICT COUNCIL

PLAYING PITCH & OUTDOOR SPORT ASSESSMENT REPORT

Future demand

Alongside current demand, it is important for a PPOSS to assess whether the future demand for playing pitches can be met. Using ONS population projections, as well as likely participation growth informed through consultation, an estimate can be made of the likely future demand for playing pitches.

Team generation rates are used to provide an indication of how many people it may take to generate a team (by gender and age group) in order to help estimate the change in demand for pitch sports that may arise from any population change. Future demand for pitches is calculated by adding the percentage increases to the population increases in each analysis area. This figure is then applied to the team generation rates and is presented on a sport by sport basis.

Other information sources that were used to help identify future demand, especially for non-pitch sports (where team generation rates are not applicable) include:

- ◀ Recent trends in the participation.
- ◀ The nature of the current and likely future population and their propensity to participate.
- ◀ Feedback from clubs on their plans to develop additional teams/attract additional members.
- ◀ Any local and NGB specific sports development targets (e.g. increase in participation).

Population growth

The current resident population in Huntingdonshire is 178,985 (2019 MYE). By 2036 (the period to which this assessment projects population based future demand, in line with the Local Plan Review) Huntingdonshire's population is projected to increase to 187,442⁴ representing an increase of 8,437 (or equivalent to a percentage increase of 4.7%) according to ONS data.

1.5 Stage C: Assess the supply and demand information and views

Supply and demand information gathered is used to assess the adequacy of playing pitch provision in Huntingdonshire. It focuses on how much use each site could potentially accommodate (on an area by area basis) compared to how much use is currently taking place.

Understand the situation at individual sites

Qualitative pitch ratings are linked to a pitch capacity rating derived from NGB guidance and tailored to suit a local area. The quality and use of each pitch is assessed against the recommended pitch capacity to indicate how many match equivalent sessions per week (per season for cricket) a pitch could accommodate. This is compared to the number of matches actually taking place and categorised as follows, to identify:

Potential spare capacity: Play is below the level the site could sustain.	
At capacity: Play is at a level the site can sustain.	
Overused: Play exceeds the level the site can sustain.	

⁴ Source: ONS 2018-based projections 2018-2043.

HUNTINGDONSHIRE DISTRICT COUNCIL

PLAYING PITCH & OUTDOOR SPORT ASSESSMENT REPORT

As a guide, the FA, RFU and the ECB have set a standard number of matches that each grass pitch type should be able to accommodate without adversely affecting its quality.

Table 1.3: Capacity of playing pitches in match equivalent sessions

Sport	Pitch type	Good quality	Standard quality	Poor quality
Football	Adult pitches	3 per week	2 per week	1 per week
Football	Youth pitches	4 per week	2 per week	1 per week
Football	Mini pitches	6 per week	4 per week	2 per week
Rugby union	Natural Inadequate (D0)	2 per week	1.5 per week	0.5 per week
Rugby union	Natural Adequate (D1)	3 per week	2 per week	1.5 per week
Rugby union	Pipe Drained (D2)	3.25 per week	2.5 per week	1.75 per week
Rugby union	Pipe and Slit Drained (D3)	3.5 per week	3 per week	2 per week
Rugby league	Senior pitches	3 per week	2 per week	1 per week
Cricket	One grass wicket	5 per season	4 per season	0 per season
	One synthetic wicket	60 per season	60 per season	0 per season
Hockey	Sand/water based AGP	4 per day	4 per day	N/A

For tennis, the capacity of courts is determined by membership levels rather than through matches. The LTA suggests that a floodlit hard court can accommodate a membership of up to 60 members, whereas a non-floodlit hard court can accommodate a membership of up to 40 members. This varies for other court types (e.g. grass).

For all remaining non-pitch sports (such as netball) there is no nationally recognised capacity recommendations set out by NGBs. Instead, potential capacity is evaluated on a site by site basis following consultation and site assessments.

Develop the current picture of provision

Once capacity is determined on a site by site basis, actual spare capacity is calculated on an area by area basis via further interrogation of temporal demand. Although this may have been identified, it does not necessarily mean that there is surplus provision. For example, spare capacity may not be available when it is needed or the site may be retained as a 'strategic reserve' to enable pitch rotation to reduce wear and tear.

Capacity ratings assist in the identification of sites for improvement/development, rationalisation, decommissioning and disposal.

Identify the key findings and issues

By completing Steps 1-5 it is possible to identify several findings and issues relating to the supply, demand and adequacy of outdoor sports provision in Huntingdonshire. This report seeks to identify and present the key findings and issues prior to development of the Strategy and Action Plan for Huntingdonshire.

Develop the future picture of provision (scenario testing)

Modelling scenarios to assess whether existing provision can cater for unmet, latent, exported and future demand is made after the capacity analysis. This will also include, for example, removing sites with unsecured community use to demonstrate the impact this would have if these sites were to be decommissioned in the future.

HUNTINGDONSHIRE DISTRICT COUNCIL PLAYING PITCH & OUTDOOR SPORT ASSESSMENT REPORT

The scenario testing generally occurs in the Strategy report that proceeds this document and therefore does not form part of the Assessment Report.

HUNTINGDONSHIRE DISTRICT COUNCIL

PLAYING PITCH & OUTDOOR SPORT ASSESSMENT REPORT

PART 2: FOOTBALL

2.1: Introduction

The organisation responsible for the development of football in Huntingdonshire is Huntingdonshire County FA. It is also responsible for the administration, in terms of discipline, rules and regulations, cup competitions and representative matches, development of clubs and facilities, volunteers, referees, coaching courses and delivering national football schemes.

This section of the report focuses on the supply and demand for grass football pitches. Part Three captures supply and demand for third generation pitches (3G pitches) which are the preferred AGP (artificial grass pitch) surface type for football. In the future it is anticipated that there will be a growing demand for the use of 3G pitches for competitive football fixtures, especially to accommodate mini and youth football.

Huntingdonshire Local Football Facility Plan (LFFP)

To support in delivery of both the current and superseding FA National Game Strategy (NGS), the FA commissioned a nationwide consultancy project which was completed (in 2020). Each plan is unique to its area as well as being diverse in its representation.

The LFFP is strategically aligned to the National Football Facilities Strategy (NFFS); a 10-year plan to change the landscape of football facilities in England. The NFFS represents a major funding commitment from the national funding partners (the FA, Premier League, DCMS and the Football Foundation) to inform and direct an estimated one billion pounds of investment into football facilities over the next ten years.

Each LFFP draws on the PPS findings (where present and current) regarding the formal and affiliated game, to also include strategic priorities for investment across small sided football (recreational and informal including indoors). The LFFP also incorporates consultation with groups outside of formal football, as well as under-represented communities. This includes those which may be key partners with regards to football for behavioural change and groups which may be key drivers of FA NGS priorities around participation in the likes of women and girls' football, disability football and futsal.

The LFFP is a 'live' document that can be updated following the completion of a PPS, if required, as an up-to-date supply and demand assessment may present findings and recommendations that need to be incorporated. LFFPs identify key projects to be delivered and act as an investment portfolio for projects that require funding. As such, around 90% of all national football investment through the funding partners will be identified via LFFPs.

It is important to recognise that the LFFP is an investment portfolio of priority projects for potential investment; it is not a detailed supply and demand analysis of all pitch provision in a local area. Consequently, it cannot be used in place of a PPS and is not an accepted evidence base for site change of use or disposal. The Huntingdonshire LFFP will therefore need updating following the production of the PPS once completed.

The LFFP for Huntingdonshire was produced in 2019 and identifies 15 sites as key for football and possible future investment. The Strategy & Action Plan report will test whether the PPOSS supports these projects and to what degree the LFFP requires updating to reflect the findings of the PPOSS.

HUNTINGDONSHIRE DISTRICT COUNCIL

PLAYING PITCH & OUTDOOR SPORT ASSESSMENT REPORT

Consultation

Football clubs based in the District were invited to partake in consultation to inform this study. Consultation was undertaken through a mixture of face to face, virtual, telephone and via online surveys. Clubs selected for face to face consultation were selected by Huntingdonshire County FA.

Consultation (either through survey or face to face interview) represents an 93% team response rate and 84% club response rate. The results are used to inform key issues within this section of the report. The following clubs were consulted via a face to face meeting, a virtual meeting or telephone call:

- ◀ Alconbury/ Alconbury Colts FC
- ◀ Buckden FC
- ◀ Eunice Huntingdon FC
- ◀ Fenstanton/ Fenstanton Youth FC
- ◀ Godmanchester Rovers/ Godmanchester Town FC
- ◀ Gransden Youth FC
- ◀ Prioory Parkside Colts FC
- ◀ Ramsey Colts FD
- ◀ Sawtry/ Sawtry Colts FC
- ◀ St Neots Town Youth FC
- ◀ Warboys Town/ Warboys Colts FC

2.2: Supply

The audit identifies a total of 164 grass football pitches within Huntingdonshire across 58 sites. Of these, 150 pitches across 50 sites are identified as being available for community use. All 14 unavailable pitches are located at educational or MOD sites.

Most available pitches in the District are in the St Neots Area (39 pitches - 26% of available pitches), followed by the St Ives Area (31 pitches - 21%) and then the Huntingdon Area (30 pitches - 20%). The Northwest and North East areas both have 21 pitches (14% of available pitches), whilst the West Analysis Area has the least amount of provision with eight pitches identified (5%).

Table 2.1: Summary of grass football pitch types available for community use

Analysis area	Adult	Youth 11v11	Youth 9v9	Mini 7v7	Mini 5v5	Totals
Huntingdon	15	3	6	4	2	30
North East	8	3	3	4	3	21
North West	8	2	4	5	2	21
St. Ives	15	4	5	5	2	31
St. Neots	8	5	11	8	7	39
West	4	2	1	1	-	8
Total	58	19	30	27	16	150

Most available pitches across Huntingdonshire (58 pitches - 39%) are adult size which is, in part, due to youth 11v11 teams playing on adult pitches. This is not ideal for youth players at U13-U16 level and is not in line with the FA Youth Review. Just 19 available pitches in Huntingdonshire are youth 11v11 sized, representing 13% of the available supply relative to the proportion of youth 11v11 teams which equates to 24% (91 teams) of all demand.

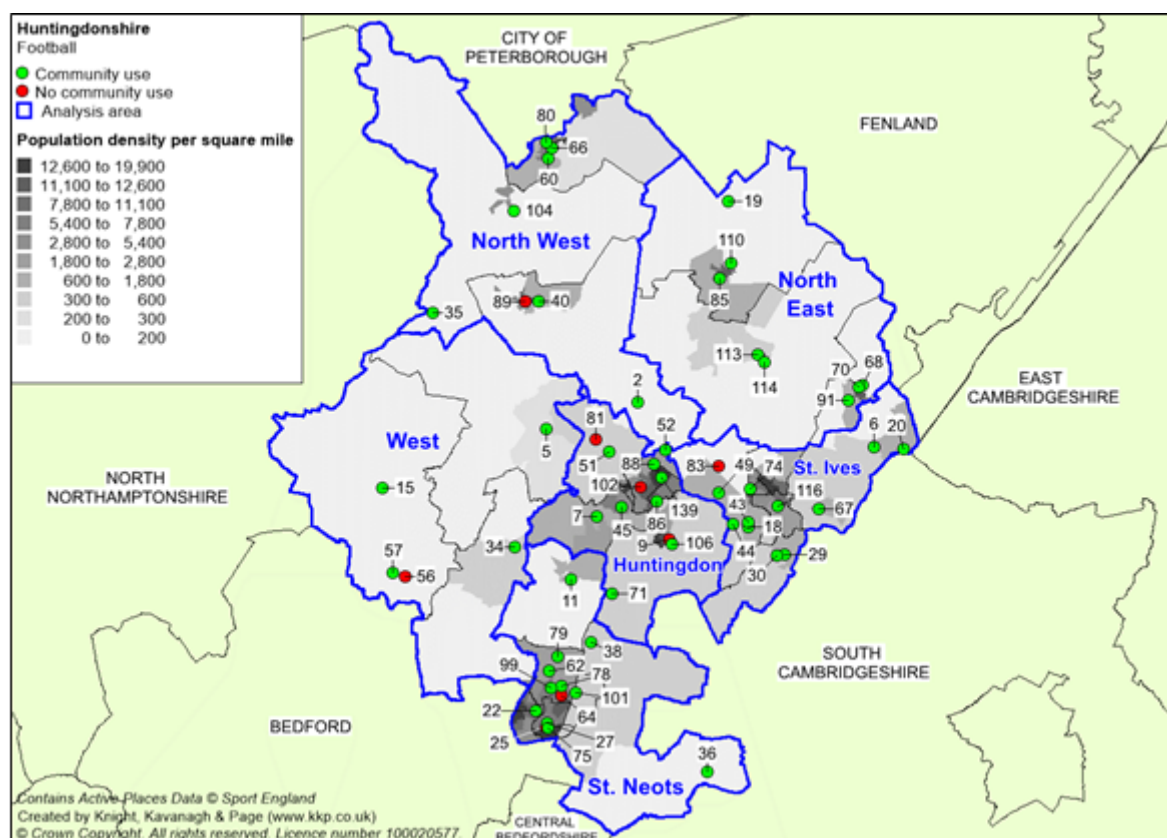
HUNTINGDONSHIRE DISTRICT COUNCIL PLAYING PITCH & OUTDOOR SPORT ASSESSMENT REPORT

In accordance with the FA Youth Review, U17 and U18 teams can play on adult pitches, with the FA's recommended pitch size being 100 x 64 metres compared to 91 x 55 metres for U15 and U16 teams and 82 x 50 metres for U13 and U14 teams. Please refer to the table below for more detail relating to pitch sizes for each format of play.

Table 2.2: FA recommended pitch sizes

Format	Age group	Recommended pitch size (metres)
Adult	U17+	100 x 64
Youth 11v11	U15-U16	91 x 55
	U13-U14	82 x 50
Youth 9v9	U11-U12	73 x 46
Mini 7v7	U9-U10	55 x 37
Mini 5v5	U7-U8	37 x 27

Figure 2.1: Grass football pitches in Huntingdonshire by community use availability



Please refer to Table 2.17 for a key to the map.

Unmarked pitches

Unmarked pitches are playing field sites which have previously been marked with formal football pitches but are not currently being used at all by any users and are not available for community hire either.

Hail Weston Playing Fields has previously had a formally marked football pitch. In recent years the site has undergone some development, with an informal pitch of mini 7v7 size currently having no markings, however, goal posts are installed.

HUNTINGDONSHIRE DISTRICT COUNCIL

PLAYING PITCH & OUTDOOR SPORT ASSESSMENT REPORT

Great Staughton Playing Field has previously had formally marked football pitches onsite (1 x adult and 1x youth 9v9). Although both sets of goalposts remain, satellite evidence suggests both pitches have had no formal line markings for several years.

In the past, Hilton Village Hall has had a formal pitch marked out onsite. At present grass is maintained and goalposts are installed for informal football use.

Riverside Park has in the past also accommodated formal football pitches. The site has had up to two adult pitches, however pitches have not been marked for a number of years, with most football teams using the site relocating to Sapley Park Playing Fields.

Disused sites

Disused sites are those which have previously been marked with pitches but are not currently being used at all by any users and are not available for community hire either.

No sites have been identified as being disused within the District.

Future supply

As part of the Alconbury Weald development it is likely that natural turf football pitches will be developed. At present the size, quantity and exact location within the development is yet to be determined, although it is known that some pitches will be within an educational site.

St Neots Town Youth FC currently access St Neots Rugby Club and Sidney Banks Memorial Field for its match play demand. At present neither of these facilities have ancillary provision. The Club see neither site as long-term options as a home venue and aspires to develop its own enclosed site in the future. The site would like to incorporate a number of grass pitches and also aspires to have a 3G pitch within the development. At present the Club is in discussion with the District Council around being an anchor club for the pitches to be provided as part of the Loves Farm East development.

Brampton Park is currently having two pitches developed. There will be one youth 9v9 and one mini 7v7 pitch. The pitches are currently waiting for sign off, when judged to be at a standard required for formal play.

Pitch quality

The quality of football pitches across Huntingdonshire has been assessed via a combination of site visits (using non-technical assessments as determined by the FA), PitchPower technical assessment reports and user consultation, to reach and apply an agreed rating as follows:

- ◀ Good
- ◀ Standard
- ◀ Poor

Pitch quality primarily influences the carrying capacity of a site; often pitches lack the drainage and maintenance necessary to sustain levels of use.

Pitches that receive little to no ongoing repair or post-season remedial work are likely to be assessed as poor, therefore limiting the number of games they can accommodate each week without it having a detrimental effect on quality.

HUNTINGDONSHIRE DISTRICT COUNCIL

PLAYING PITCH & OUTDOOR SPORT ASSESSMENT REPORT

Conversely, well maintained pitches that are tended to regularly are likely to be of a higher standard and capable of taking several matches without a significant reduction in surface quality.

The percentage parameters used for the non-technical assessments were as follows: Good (>80%), Standard (50-80%), Poor (<50%). The final quality ratings assigned to the sites also take into account the user quality ratings gathered from consultation.

The table below summarises the quality of pitches that are available for community use in Huntingdonshire. In total, 35 pitches are rated as good quality, 51 as standard quality and 64 as poor quality.

Table 2.3: Summary of community use pitch quality (number and type of pitches)

Analysis area	Adult Good	Adult Standard	Adult Poor	Youth Good	Youth Standard	Youth Poor	Mini Good	Mini Standard	Mini Poor
Huntingdon	2	8	5	1	6	2	1	3	2
North East	2	2	4	5	-	1	4	-	3
North West	1	5	2	2	2	2	3	3	1
St. Ives	4	6	5	-	8	1	1	3	3
St. Neots	3	-	5	4	-	12	2	-	13
West	-	3	1	-	2	1	-	-	1
Total	12	24	22	12	18	19	11	9	23

The remaining poor quality pitches are located at the following sites.

Table 2.4: Summary of poor quality pitch locations

Site ID	Site name	Town/Settlement
2	Abbots Ripton Cricket Club	Huntingdon
5	Alconbury Sports and Social Club	Huntingdon
6	Bluntisham Village Hall & Recreation Ground	Bluntisham
11	Buckden Recreation Ground	Buckden
18	Daintree Green	Huntingdon
19	Drovers Close	Ramsey Mereside
20	Earith Recreational Field	Earith
30	Fenstanton Football Club	Fenstanton
35	Great Gidding Recreation Ground	Great Gidding
36	Great Gransden Sports And Recreation Ground	Sandy
38	Great Paxton Recreation Ground	Great Paxton
51	Hyl - Great Stukeley Field	Huntingdon
52	Jubilee Park	Huntingdon
60	Leading Drove (Yaxley FC)	Yaxley
62	Little Paxton Hub	Little Paxton
68	Millennium Sports Pavilion	Huntingdon
70	Norwood Playing Field	Somersham
71	Offord D'Arcy Football Pitch	St Neots
78	Priory Park	St Neots
79	Queen Elizabeth II Recreation Ground (Little Paxton)	Little Paxton
86	Riverside Park (Huntingdon)	Huntingdon
99	St Neots Rugby Club	St Neots
106	The David Wilson Homes Ground	Godmanchester

HUNTINGDONSHIRE DISTRICT COUNCIL

PLAYING PITCH & OUTDOOR SPORT ASSESSMENT REPORT

Site ID	Site name	Town/Settlement
113	Warboys Community Primary School	Huntingdon
114	Warboys Sports Field	Huntingdon
116	Warners Park	St Ives
139	Coneygear Park	Huntingdon
140	Sidney Banks Memorial Field	St Neots

Specific comments relating to the pitch conditions at individual sites are detailed in the table below. These are either taken from club consultation or from site assessments undertaken by KKP.

Table 2.5: Summary of pitch quality comments from consultation

Site ID	Site name	Town/Settlement	Club name	Comments
5	Alconbury Sports and Social Club	Huntingdon	Alconbury FC/ Alconbury Colts FC	The pitches onsite are uneven and can become very wet during the winter months. Due to close proximity of pitches on the back field all three cannot be utilised at one time.
36	Great Gransden Sports and Recreation Ground	Sandy	Gransden Youth FC	There are significant drainage issues across mini 7v7 and youth 9v9 pitches. Both of which are accessed as poor quality. Mini 7v7 has had some form of drains along the brook surrounding the site, however drainage has not improved the problem.
74	One Leisure St Ives Outdoor	St Ives	St Ives Rangers FC	Pitches are of standard quality, however, have been a part of the grass pitch maintenance fund since the end of the 2021 season. The pitches have continued to improve in quality since being a part of the fund.
78	Priory Park	St Neots	Priory Parkside Colts FC	The Club reports the goalmouths on all pitches are heavily worn. It suggests that slight rotation of the pitches in order to rest high traffic areas would help to improve quality of pitches.
105	The David Wilson Homes Ground	St Neots	Godmanchester Rovers FC/ Godmanchester Town FC	Main first team pitch is uneven and drains poorly, previously earmarked for the development of a 3G pitch, however plans have now changed with the 3G to be developed on the back pitches. The Club plans to resurface the main first team pitch.

There are also several good quality pitches, with the following sites having at least one good quality pitch, of which four sites are part of the Grass Pitch Maintenance Fund (GPMF):

- ▶ Eaton Sports Ground (GPMF)
- ▶ Eynesbury Rovers Football Club (GPMF)
- ▶ Greenfields

HUNTINGDONSHIRE DISTRICT COUNCIL

PLAYING PITCH & OUTDOOR SPORT ASSESSMENT REPORT

- ◀ Jubilee Park (GPMF)
- ◀ Mill Field
- ◀ St Neots Town Football Club
- ◀ Tom Jones Memorial Fields (GPMF)
- ◀ Warboys Sports Field

Grass Pitch Improvement Programme (PIP)

With quality of grass pitches becoming one of the biggest influences on participation in football, the FA has made it a priority to work towards improving quality of grass pitches across the country. This has resulted in the creation of the Football Foundation Grass Pitch Improvement Programme. As part of this, grass pitches identified as having quality issues undergo a pitch inspection from a member of the Grounds Management Association (GMA, formerly Institute of Groundsmanship).

PitchPower Assessment Tool

The football funding partners (Premier League, The FA, Sport England, and Department for Culture, Media and Sport) are increasing efforts to improve the quality of grass pitches in England with the launch of the PitchPower app. Launched in 2020 alongside the Football Foundation Pitch Preparation Fund, The app is a new digital self-assessment tool to allow reports and recommendations to be made more quickly and easily once submitted for review by GMA regional pitch advisors.

The tool across mobile app and desktop is open to access by all providers, for example clubs, schools and local authorities. Following a PitchPower Assessment Report, organisations can work towards the recommended dedicated maintenance regime identified to improve the quality of their pitches.

The PitchPower assessments use the new five step Performance Quality Standard rating system developed by the Grounds Management Association (GMA), with the Football Foundation and Sport England agreeing alignment with the capacity guidance within the existing PPS guidance. Alignment was agreed as follows:

Table 2.6: Equivalent PPS quality rating for pitch Performance Quality Standard ratings.

PQS Rating	PPS Quality Rating
Poor	Poor
Basic	Standard
Good	Good
Advanced	Good
High	Good

The following clubs have received an existing PitchPower report, the equivalent PPOSS Quality Ratings for which have been accepted and applied within the PPOSS audit and analysis.

HUNTINGDONSHIRE DISTRICT COUNCIL

PLAYING PITCH & OUTDOOR SPORT ASSESSMENT REPORT

Table 2.7: Summary of PitchPower assessment scores

Site ID	Site name	Analysis area	PitchPower PQS rating	Equivalent PPS quality	Comments
22	Eaton Sports Ground	St. Neots	Adult - Good	Good	Pitch is reported to have good percentage of desirable grass and excellent overall grass coverage. No weed population.
38	Great Paxton Recreation Ground	St. Neots	Adult - Poor	Poor	Drainage is an ongoing issue; however, the Club do not currently have a basic programme of maintenance in place. High percentage of weed coverage and worn ground in high traffic areas.
40	Greenfields	North West	Adult, youth 11v11, youth 9v9, mini 7v7 & 2x mini 5v5 – Good	Good	Pitch is reported to have good percentage of desirable grass and excellent overall grass coverage.
52	Jubilee Park	Huntingdon	2x Adult, 1x Youth 9v9, 1x Mini 5v5 - Good	Good	Some weed coverage and worn ground in high traffic areas.
52	Jubilee Park	Huntingdon	1x Adult - Basic	Standard	Some weed coverage and worn ground in high traffic areas.
52	Jubilee Park	Huntingdon	1x Adult, 1x Mini 7v7 - Poor	Poor	Some weed coverage and worn ground in high traffic areas.
57	Kimbolton Town Colts FC	West	Youth 11v11 - Basic	Standard	Grass height too short. Grass coverage is at below 71% and the main reason for a basic score with no weed coverage, reasonable root depth and poor root density.
114	Warboys Sports Field	North East	Youth 9v9 - Advanced	Good	Minimal weed coverage and worn ground in high traffic areas. Reasonable root depth and poor root density.
114	Warboys Sports Field	North East	Youth 11v11, Mini 7v7 - Poor	Poor	As above

Eligible clubs and organisations can also utilise the report as an evidence base to acquire potential funding streams, for example, to obtain the required maintenance equipment, such as through the Grass Pitch Maintenance Fund.

Furthermore, the Football Foundation also launched a new Groundskeeping Community online platform in 2019 which provides a resource of expert advice for grounds staff, enabling them to connect with peers, discover new tips and tricks and share advice on best industry practice. Users can seek guidance from the GMA regional pitch advisors, which are available to answer questions and update members on changes to industry standards.

HUNTINGDONSHIRE DISTRICT COUNCIL

PLAYING PITCH & OUTDOOR SPORT ASSESSMENT REPORT

Football Foundation Grass Pitch Maintenance Fund⁵

Following a Grass Pitch Assessment Report, clubs can work towards the recommended dedicated maintenance regime identified to improve the quality of their pitches. Clubs can also utilise the report as an evidence base to acquire potential funding streams to obtain the relevant maintenance equipment.

Once a Grass Pitch Assessment Report has been produced for the site, clubs are then eligible to apply for funding through the Football Foundation through the Grass Pitch Maintenance Fund (GPMF), a fund offering six-year tapered grants to help clubs enhance or sustain the quality of their grass pitches. The fund is a key part of the Football Foundation's Grass Pitch Improvement Programme - an ambition to deliver 20,000 quality grass pitches by 2030. If a site is categorised as 'poor' or 'basic' then clubs can apply for funding to enhance pitch quality, whilst clubs with good or standard quality pitches can also apply for a lower level of funding to sustain quality.

All applicants must have the required security of tenure and have received a PitchPower Pitch Assessment Report, with the fund currently open to football clubs, leagues, National League System Clubs at Steps 1-6 and charities (with an annual turnover of under £500,000). Local authorities are not currently eligible applicants, however clubs, leagues and charitable organisations using local authority sites can apply provided they have security of tenure.

Although local authorities are not presently eligible for the Grass Pitch Maintenance Fund, the Football Foundation is currently exploring other options and ways in which it can support local authorities to improve Council managed provision. It is presently inviting expressions of interest from local authorities across the Country to be part of a pilot programme for investment into pitches currently owned and managed in-house by local authorities.

Several clubs/sites in Huntingdonshire have recently been awarded funding from the Football Foundation to improve the quality of pitches by helping to cover the costs of aeration, chain harrowing, fertilising, flail mowing, grass cutting, line marking, over seeding, turfing, weed kill and vertical decompaction.

The following sites are currently receiving funding as part of the GPMF:

Table 2.8: Sites part of the Football Foundation GPMF

Site ID	Site Name	Town/ Settlement
7	Brampton Memorial Playing Field (Brampton Spartans FC)	Huntingdon
22	Eaton Sports Ground (Eaton Socon FC)	St Neots
27	Eynesbury Rovers Football Club	St Neots
44	Hemingford Pavilion (Hemingford United FC)	Hemingford Grey
52	Jubilee Park (Huntingdon Town FC)	Huntingdon
74	One Leisure St Ives Outdoor (St Ives Rangers FC)	St Ives
104	Stilton Village Playing Fields (Stilton United/Colts FC)	Peterborough
106	The David Wilson Homes Ground (Godmanchester Rovers/Town FC)	Godmanchester
110	Tom Jones Memorial Fields (Ramsey Colts FD)	Ramsey

In addition, there are several clubs which are currently in the process of submitting applications for the next batch of GPMF.

⁵ [Link to grass pitch maintenance fund](#)

HUNTINGDONSHIRE DISTRICT COUNCIL

PLAYING PITCH & OUTDOOR SPORT ASSESSMENT REPORT

All these sites have received a PitchPower app technical assessment, with a programme of recommendations set out by a GMA Pitch Advisor on advised works required to improve pitch quality.

Overmarked pitches

Overmarking of pitches is when smaller pitches are marked within a larger pitch and sharing the same area, with youth 9v9 pitches often marked into the middle of adult pitches or mini pitches marked onto adult or youth pitches. Some are regularly subject to youth and mini play followed by adult and youth play.

This sustained and intense use over short periods of time can impact on pitch quality and allows little time for the surface to rest and recover. Use of smaller pitches marked within larger pitches typically causes focused and specific wear due to the high traffic on certain overlapping areas such as the middle third of adult pitches.

Overmarking of football pitches occurs at Greenfields (two mini 5v5 pitches on one mini 7v7 pitch) and Stilton Village Playing Fields (one youth 9v9 pitch within one adult pitch).

Several sites also accommodate a mix of sports, a common example being cricket and football where football pitches are marked either onto a section of the outfield area or where a cricket square is located in between football pitches for use during the summer.

The growing regularity of significantly wet weather over winter months is frequently causing football seasons to be extended further into the summer months and may cause clashes with summer sports such as cricket that usually run through the football off season. This may be with regards to the actual playing pitches which overlap or the supply of changing facilities which may not be enough to serve teams playing both sports simultaneously.

The following sites have both football and cricket pitch provision which share playing field areas:

Table 2.9: Multi-sport sites sharing playing field with cricket

Site ID	Site Name	Town/ Settlement
5	Alconbury Sports and Social Club	Huntingdon
7	Brampton Memorial Playing Field	Huntingdon
11	Buckden Recreation Ground	Buckden
40	Greenfields	Sawtry
49	Houghton and Wyton Playing Field	Houghton
79	Queen Elizabeth II Recreation Ground (Little Paxton)	Little Paxton
85	Ramsey Cricket Club	Huntingdon
114	Warboys Sports Field	Huntingdon

It is not uncommon for pitches to be dually used for more than one grass pitch sport; particularly at schools where the curriculum may be structured in a way that the pitches are used for one sport for several weeks followed by another within the same season. This is most common with football and rugby union within schools.

HUNTINGDONSHIRE DISTRICT COUNCIL

PLAYING PITCH & OUTDOOR SPORT ASSESSMENT REPORT

Ancillary facilities

The quality of ancillary facilities across Huntingdonshire has been rated via a combination of site visits and user consultation to reach and apply an agreed rating as follows:

- ◀ Good
- ◀ Standard
- ◀ Poor

Ancillary facility ratings are primarily influenced by the type of amenities which are available on a site accompanied by their quality, such as a clubhouse, changing rooms, showering provision, car parking, dedicated official and spectator facilities and boundary fencing.

The table below identifies the findings for football sites that are actively utilised for football across Huntingdonshire.

Table 2.10: Summary of ancillary facility quality at football sites available for community use

Site ID	Site name	Analysis area	Ancillary facility quality
2	Abbots Ripton Cricket Club	North West	Poor
5	Alconbury Sports and Social Club	West	Standard
6	Bluntisham Village Hall & Recreation Ground	St. Ives	Poor
7	Brampton Memorial Playing Field	Huntingdon	Good
11	Buckden Recreation Ground	St. Neots	Poor
15	Catworth Playing Field	West	Good
18	Daintree Green	St. Ives	No provision
19	Drovers Close	North East	Poor
20	Earith Recreational Field	St. Ives	Poor
22	Eaton Sports Ground	St. Neots	Standard
27	Eynesbury Rovers Football Club	St. Neots	Standard
29	Fenstanton & Hilton Primary School	St. Ives	Standard
30	Fenstanton Football Club	St. Ives	Poor
34	Grafham Recreation Ground	West	Poor
35	Great Gidding Recreation Ground	North West	No provision
36	Great Gransden Sports And Recreation Ground	St. Neots	No provision
38	Great Paxton Recreation Ground	St. Neots	Standard
40	Greenfields	North West	Poor
43	Hemingford Grey Primary School	St. Ives	No provision
44	Hemingford Pavilion	St. Ives	Poor
45	Hinchingbrooke School	Huntingdon	Good
49	Houghton and Wyton Playing Field	St. Ives	Standard
51	Hyl - Great Stukeley Field	Huntingdon	No provision
52	Jubilee Park	Huntingdon	Standard
57	Kimbolton Town Colts FC	West	Standard
60	Leading Drove (Yaxley FC)	North West	Good
62	Little Paxton Hub	St. Neots	Good
66	Middletons Road Recreational Ground	North West	Standard
67	Mill Field	St. Ives	Good
68	Millennium Sports Pavilion	North East	Poor
70	Norwood Playing Field	North East	Poor

HUNTINGDONSHIRE DISTRICT COUNCIL

PLAYING PITCH & OUTDOOR SPORT ASSESSMENT REPORT

Site ID	Site name	Analysis area	Ancillary facility quality
71	Offord D'Arcy Football Pitch	Huntingdon	No provision
74	One Leisure St Ives Outdoor	St. Ives	Standard
78	Priory Park	St. Neots	Good
79	Queen Elizabeth II Recreation Ground (Little Paxton)	St. Neots	Poor
80	Queens Park (Yaxley)	North West	Good
85	Ramsey Cricket Club	North East	Standard
86	Riverside Park (Huntingdon)	Huntingdon	Standard
88	Sapley Park Playing Fields	Huntingdon	Standard
91	Somersham Town Football Club	North East	Standard
99	St Neots Rugby Club	St. Neots	No provision
101	St Neots Town Football Club	St. Neots	Standard
104	Stilton Village Playing Fields	North West	Good
106	The David Wilson Homes Ground	Huntingdon	Good
110	Tom Jones Memorial Fields	North East	Good
113	Warboys Community Primary School	North East	No provision
114	Warboys Sports Field	North East	Poor
116	Warners Park	St. Ives	No provision
139	Coneygear Park	Huntingdon	Good
140	Sidney Banks Memorial Field	St. Neots	Standard

Of the 50 sites that are actively used for community football, 12 sites (24%) are serviced by good quality ancillary facilities, 16 sites (32%) by standard quality ancillary facilities and 14 (28%) by poor quality ancillary facilities. The remaining nine sites (18%) are not serviced by onsite clubhouse/changing room provision.

St Neots Town FC reports that its ancillary provision at St Neots Town Football Club is currently not suitable to support women's and girl's football. This is due to lack of privacy changing and no dedicated women's changing rooms meaning that there is a constant safeguarding issue for this demographic of user. It aspires to renovate the changing block to provide these facilities and support future women's and girls' teams.

Fenstanton FC/Youth reports that its current clubhouse/changing block at Fenstanton Football Club is inadequate to service its current teams and is of a poor quality. The adult teams are the only teams to access the facilities on a regular basis, the Club also reports that match officials' rooms are non-DDA compliant. The Club has drawn up plans to develop a new pavilion onsite, the building would include four changing rooms with contained shower and toilets, officials' rooms, storage, public toilets, function room and kitchen.

Eaton Socon FC reports that its ancillary provision at Eaton Socon Sports Ground is of standard quality. It suggests that the facilities are outdated and require updating and investment in the near future. In addition, both Alconbury FC/Colts and Buckden FC/Juniors aspires to refurbish the ancillary provision at their respective sites.

Stilton Colts United FC reports a lack of storage on its site at Stilton Village Playing Fields. In recent years its goalposts and nets have been vandalised and the Club believes that additional storage space help to combat this issue.

Middletons Road Recreation Ground has two adult pitches onsite, however, only has two changing rooms to service these. Therefore, only one pitch can be used at a time as there are not enough changing rooms to service both pitches.

HUNTINGDONSHIRE DISTRICT COUNCIL

PLAYING PITCH & OUTDOOR SPORT ASSESSMENT REPORT

Eynesbury Rovers FC highlights a lack of female specific changing and officials' provision at Eynesbury Rovers Football Club which subsequently leads to female users making use of its committee room, which has neither shower or toilet facilities.

Eunice Huntingdon FC use changing rooms at Sapley Park Playing Fields as storage onsite. The Club then must empty changing rooms before match days. The Club has had discussions with Huntingdonshire District Council around placing a storage container onsite to store the club's equipment.

Sawtry Parish Council is currently overseeing the update of the pavilion at Greenfields. The Clubhouse has become out of date in recent years and both the football and cricket sections of the sports club have voiced their concerns. The Parish Council is currently drafting plans for the development, with views to complete the upgrade in the next two years.

Warboys Town FC reports that due to the recent success of its men's first team, which as of the 2022/23 season will compete within a Regional Feeder League, there is a need to upgrade the changing facilities in order to meet regulations if the team is to progress further up the National League System (NLS). This upgrade would include, bigger changing rooms, with a clear access route to the playing surface. The Club highlights that this may require the development of a new permanent structure alongside the social club onsite, however at present it is exploring an extension to the existing changing rooms. The Club also aspires to develop the sports lighting on the first team pitch by installing LED lights.

Management and security of tenure

Tenure of sites in Huntingdonshire is generally secure, i.e. through freehold, long-term lease or a guarantee that pitches will continue to be provided over the next three years through formal rent agreement from the District Council, parish council's or private land owners.

All community available sites which are classified as having unsecure tenure are located at schools. This is due to schools, academies and universities being able to state their own policies and therefore more likely to restrict levels of community use. This may be due to schools wanting to protect pitch quality for curricular or extracurricular activities or not having the resources available to open up their site for community access.

Of the 50 sites identified as being available for community use, most are within parish/town council management (20 sites - 40%), whilst an additional ten sites (20%) are under management from community organisations which are generally parish council sports field management trusts which manage sports facilities on behalf of parish/town councils. In total 12 sites (24%) are within sports club management, four (8%) are within District Council management, four sites (8%) are within educational management.

Though in some cases operated through annual rental agreements, use of local authority and parish/town council grass football pitch provision is considered to offer secure tenure as part of a maintained recreation and leisure offer.

All school pitches are considered to have unsecure tenure as there are no identified community use agreements in place.

National League System

The football pyramid consists of a hierarchal format with the highest tier being the Premier League (Tier 1), the leagues below are professional reaching to League Two. These are governed by the Premier League or the English Football League (EFL).

HUNTINGDONSHIRE DISTRICT COUNCIL PLAYING PITCH & OUTDOOR SPORT ASSESSMENT REPORT

Below this, sits the National League (Tier 5/Step 1). This league in recent years (2020) has been recognised as professional alongside the tier below (Tier 5/Step 2). All leagues below this are recognised as semi-professional or amateur.

The National League comprises of seven steps, with various leagues at each level and more leagues lower down the pyramid than at the top. The system has a hierarchical format with promotion and relegation between the levels, allowing even the smallest club the theoretical possibility of rising to the top of the system.

Clubs within the step system (Tier 5 and below) must adhere to ground requirements set out by the FA⁶. The higher the level of football being played the higher the requirements. Clubs cannot progress into the league above if the ground requirements do not meet the correct specifications. Ground grading assesses grounds from A to H, with 'A' being the requirements for Step 1 clubs.

Of clubs in Huntingdonshire playing within the NLS, St Ives Town FC plays at the highest level at Step 3 in the Southern League - Premier Division Central. The Club plays in the St Ives Analysis Area at St Ives Town Football Club (3G stadia pitch).

There are two clubs playing at Step 4, St Neots Town FC in the Southern League - Division One Central and Yaxley FC in the Northern Premier League - Division One Midlands. St Neots Town FC plays at St Neots Town Football Club in the St Neots Analysis Area, whilst Yaxley FC plays at Leading Drove (3G stadia pitch), in the North West Analysis Area.

Two clubs play at Step 5 with both Eynesbury Rovers FC and Godmanchester Rovers FC competing in the United Counties League - Premier Division South. Eynesbury Rovers FC plays at Eynesbury Rovers Football Club in the St Neots Analysis Area and Godmanchester Rovers FC plays at The David Wilson Homes Ground in the Huntingdon Analysis Area.

Huntingdon Town FC plays at Step 6 of the NLS in the Eastern Counties Football League - Division One North. The Club plays at Jubilee Park in the Huntingdon Analysis Area.

There has been a restructure of the NLS, with Step 7 repositioned as Regional Feeder Leagues to the NLS to be more aligned to the County FA network as the highest level of regional/local football. Presently, five clubs within Huntingdonshire compete at this level. Clubs competing in regional feeder leagues still have some ground grading requirements but generally require high levels of investment to bring grounds up to an adequate standard for Step 6 football in the event of a promotion. Typically, this would include sports lighting a main pitch, improving changing rooms and providing specific entrances and turnstiles for spectators.

Clubs at Step 7 (Regional Feeder Leagues) remain eligible to access grant funding through the Premier League Stadium Fund (PLSF), whilst continuing to be able to apply for funding through the Football Foundation (where there is wider community use beyond NLS play). Clubs will retain access to cup competitions, but the restructure will help to establish a clear and consistent process for clubs coming in at Step 6 and will allow County FAs to develop local pyramid structures.

⁶ <https://www.thefa.com/get-involved/player/ground-grading>

HUNTINGDONSHIRE DISTRICT COUNCIL

PLAYING PITCH & OUTDOOR SPORT ASSESSMENT REPORT

Table 2.11: Summary of teams playing within the football pyramid structure

Team	League	Level
St Ives Town FC	Southern League - Premier Division Central	Step 3
St Neots Town FC	Southern League - Division One Central	Step 4
Yaxley FC	Northern Premier League - Division One Midlands	Step 4
Eynesbury Rovers FC	United Counties Football League - Premier South	Step 5
Godmanchester Rovers FC	United Counties Football League - Premier South	Step 5
Huntingdon Town FC	Eastern Counties Football League - Division One North	Step 6
Eynesbury United FC	Spartan South Midlands Football League - Division Two	Regional feeder
Eaton Socon FC	Cambridgeshire County League - Premier Division	Regional feeder
Hemingfords United FC	Cambridgeshire County League - Premier Division	Regional feeder
Somersham Town FC	Cambridgeshire County League - Premier Division	Regional feeder
Stilton United FC	Peterborough & District Football League - Premier Division	Regional feeder

Women's National League System

Correspondingly there is a Women's National League System (WNLS) like the adult men's which provides structure to the women's game. This is based on seven tiers with the top tier being the FA Women's Super League (WSL).

Although women's clubs are still required to meet ground requirements set out by the FA, these differ from the men's National League System. Ratings range from grade A to C, each with differing minimum requirements.

In 2017, the FA announced plans to restructure the women's league for the highest performers in the football pyramid. The changes were implemented from the start of the 2018-19 season and saw the top league, FA WSL, expand from ten clubs to 14 and the creation of a new national league established at tier three for a maximum of 12 teams. Cambridge United Women FC imports demand into the District and plays at the highest level, Tier 4 in the FA Women's National League – Division One South East at St Neots Town Football Club.

St Ives Town Women's FC plays at Tier 5 within the Eastern Region Women's Football League – Premier Division. It plays its matches at St Ives Town Football Club (3G stadia pitch). The only other team that's plays with the Women's NLS is Cardea Ladies FC which plays within the S-Tech Cambridgeshire Women's and Girls County Football League – Division One. The team, however, exports most of its demand to Nene Valley Community Centre (Peterborough), whilst also accessing the 3G stadia pitch at Leading Drove on an ad-hoc basis.

HUNTINGDONSHIRE DISTRICT COUNCIL

PLAYING PITCH & OUTDOOR SPORT ASSESSMENT REPORT

2.3: Demand

A total of 380 teams from 66 affiliated clubs are identified as playing matches on football pitches within Huntingdonshire.

Table 2.12: Summary of all football team demand playing competitive football in Huntingdonshire

Age group	Number of teams
Adult Men's (18-45)	81
Adult Women's (18-45)	7
Youth Boys (12-17)	103
Youth Girls (12-17)	11
Youth Boys (10-11)	53
Youth Girls (10-11)	5
Mini Mixed (8-9)	57
Mini Mixed (6-7)	63
Total	380

Football in the District is played predominately in the St Neots Area. In comparison, the West Analysis Area which has just nine teams. The table below summaries teams across each of the analysis areas.

Table 2.13: Summary of number of competitive teams playing affiliation football matches in Huntingdonshire

Analysis area	Adult	Youth 11v11	Youth 9v9	Mini 7v7	Mini 5v5	Total
Huntingdon	24	27	10	9	16	86
North East	6	10	7	8	7	38
North West	19	15	3	7	9	53
St. Ives	17	31	17	16	12	93
St. Neots	19	29	19	15	19	101
West	3	2	2	2	-	9
Total	88	114	58	57	63	380

Women's and girls' demand

There are currently seven women's teams and 16 dedicated girls' teams playing youth football in Huntingdonshire. There are also seven mini soccer teams which play as all girls' teams.

Women's and girls' teams typically play locally in the Eastern Region Women's Football League, S-Tech Cambridgeshire Women's and Girls County Football League and The FA Women's National League Division One South East on a home and away match basis. Key clubs and organisations presently fielding female teams include Huntingdon Girls FC, Ramsey Colts FD, St Ives Rangers Colts FC and St Ives Town FC

The FA currently has a drive to increase women's and girls' participation by as part of its Inspiring Positive Change Strategy. As such, it is imperative that sufficient facilities become suitable for female access, particularly in relation to toilets and appropriate changing facilities.

HUNTINGDONSHIRE DISTRICT COUNCIL

PLAYING PITCH & OUTDOOR SPORT ASSESSMENT REPORT

Currently Sawtry FC, Godmanchester Town FC and Priory Parkside FC all run Wildcat sessions at their respective sites.

Training

Access to affordable training facilities with sports lighting is a key issue for most clubs in Huntingdonshire, particularly those with many youth and mini teams. Most clubs responding to consultation report demand for additional training facilities, with 62% specifically stating a need for increased use of 3G pitches.

Latent and unmet demand

Latent demand is demand which is perceived to exist but is not presently realised, whereas unmet demand is demand which is known to exist but similarly is not able to be realised, in this case due to lack of access to or poor quality of facilities.

No clubs identify operating waiting lists that they cannot establish as new teams due to a lack of facility access, nor do they specifically report incidences of operating squad numbers over recommended guidelines at any age groups for similar reasons. Therefore, there is not considered to be unmet demand.

No clubs explicitly identify any latent demand, indicative that most are generally confident that any additional teams can be accommodated on existing sites/pitches, whether that be in Huntingdonshire or neighbouring authority areas. However, some clubs believe that there could be more interest in joining their club if better facilities were available.

Exported and imported demand

Exported demand refers to Huntingdonshire based teams that are currently accessing pitches outside of the local authority for their home fixtures, for adult and older youth age groups this is normally because pitch requirements cannot be met, which is usually because of pitch supply, in some cases quality issues or stipulated league requirements for access to certain facilities.

Likewise, imported demand is demand from neighbouring local authorities accessing pitches into the District to play competitive matches.

At present it is known that two teams export demand outside of the District. Kimbolton Town Colts U10's currently exported demand to Dalton Hall and Playing Fields (Bedford), whilst Cardea Ladies FC exports demand to Nene Valley Community Centre (Peterborough).

At present there are six teams from four clubs which import demand into the District. Cambridge United Women's FC import both its Women's First Team and Development teams to St Neots Town Football Club.

Cambridge Fire & Rescue Service Football Team imports demand to Leading Drove, and Cambs Police FC imports one men's team to Leading Drove and another to Queens Park. In addition, Peterborough Rangers FC imports its men's first team to Queens Park.

Future demand

Future demand can be defined in two ways, through club growth aspirations or using population forecasts.

Population change

HUNTINGDONSHIRE DISTRICT COUNCIL

PLAYING PITCH & OUTDOOR SPORT ASSESSMENT REPORT

Team generation rates (TGRs) are used to calculate the number of teams likely to be generated in the future (2036) based on population growth.

On this basis, it is predicted that there will be an increase of two adult men's teams across Huntingdonshire.

Table 2.14: Team generation rates

Age group	Current population within age group	Current no. of teams	Team Generation Rate	Future population within age group	Predicted future number of teams (2036)	Additional teams that may be generated from the increased population ⁷
Adult Mens (18-45)	29,249	81	361	30,137	83	2
Adult Womens (18-45)	28,743	7	4106	27,938	7	0
Youth Boys (12-17)	6,191	103	60	5,949	99	0
Youth Girls (12-17)	5,650	11	514	5,618	11	0
Youth Boys (10-11)	2,194	53	41	1,926	47	0
Youth Girls (10-11)	2,078	5	416	1,867	5	0
Mini Mixed (8-9)	4,358	57	76	3,810	50	0
Mini Mixed (6-7)	4,412	63	70	3,829	55	0

Participation increases

Of responding clubs, 15 highlight plans to increase the number of teams they provide over the coming years, totalling a requirement for 17 match equivalent sessions per week across different pitch types.

Clubs in the Huntingdon Analysis Area represent most of the aspirational growth with six match equivalent per week across the various pitch types. The North West Analysis Area has no aspirational future demand.

Most future demand will be for youth 11v11 and mini 5v5 pitches, with clubs collectively aspiring to develop nine more mini 5v5 teams and nine more youth 11v11 teams, equating to 4.5 match equivalent sessions per week on each pitch type. Clubs report aspirations to create eight additional youth adult teams, requiring an additional four match equivalent sessions per week. Clubs report the least level of aspirational growth for mini 7v7 pitches, with an additional 1.5 match equivalent sessions per week.

The subsequent Stage D Strategy & Action Plan Report includes Housing Growth Scenarios which will estimate the additional demand for football arising from housing development using the Sport England Playing Pitch Calculator.

⁷ Figures rounded down accordingly to the nearest whole team

HUNTINGDONSHIRE DISTRICT COUNCIL PLAYING PITCH & OUTDOOR SPORT ASSESSMENT REPORT

Table 2.15: Summary of future growth aspirations reported by clubs

Club	Analysis area	Number of teams	Gender	Match equivalent sessions	Pitch type
Alconbury Colts FC	West	1	Mixed	0.5	Mini 5v5
St Ives Town FC	St Ives	1	Men's	0.5	Adult
St Ives Town FC	St Ives	1	Women's	0.5	Adult
St Ives Town FC	St Ives	1	Boys	0.5	Youth 11v11
St Ives Town FC	St Ives	1	Boys	0.5	Youth 9v9
St Ives Town FC	St Ives	1	Mixed	0.5	Mini 5v5
Kimbolton Town Colts FC	West	1	Men's	0.5	Adult
Kimbolton Town Colts FC	West	1	Women's	0.5	Adult
Kimbolton Town Colts FC	West	1	Boys	0.5	Youth 11v11
Kimbolton Town Colts FC	West	1	Girls	0.5	Youth 11v11
Godmanchester Rovers Youth FC	Huntingdon	1	Boys	0.5	Youth 11v11
Godmanchester Rovers Youth FC	Huntingdon	1	Boys	0.5	Youth 9v9
Godmanchester Rovers Youth FC	Huntingdon	1	Girls	0.5	Youth 11v11
Godmanchester Rovers Youth FC	Huntingdon	1	Girls	0.5	Youth 9v9
Godmanchester Rovers Youth FC	Huntingdon	1	Mixed	0.5	Mini 5v5
Needingworth United FC	St Ives	1	Men's	0.5	Adult
Huntingdon Town Rowdies FC	Huntingdon	1	Mixed	0.5	Mini 7v7
Huntingdon Town Rowdies FC	Huntingdon	1	Mixed	0.5	Mini 5v5
Great Paxton Colts FC	St Neots	1	Boys	0.5	Youth 11v11
Great Paxton Colts FC	St Neots	1	Boys	0.5	Youth 9v9
Great Paxton Colts FC	St Neots	1	Mixed	0.5	Mini 5v5
Huntingdon Town FC	Huntingdon	1	Men's	0.5	Adult
Huntingdon Town FC	Huntingdon	1	Women's	0.5	Adult
Needingworth Colts FC	St Ives	1	Mixed	0.5	Mini 5v5
Ramsey Colts FD	North East	1	Boys	0.5	Youth 11v11
Huntingdon Girls FC	Huntingdon	1	Girls	0.5	Youth 11v11
Huntingdon Girls FC	Huntingdon	1	Girls	0.5	Youth 9v9
Huntingdon Girls FC	Huntingdon	1	Mixed	0.5	Mini 5v5
Hemingford Colts FC	St Ives	1	Mixed	0.5	Mini 5v5
Buckden Juniors FC	St Neots	1	Mixed	0.5	Mini 7v7
Buckden Juniors FC	St Neots	1	Mixed	0.5	Mini 5v5
Eynesbury United FC	St Neots	1	Men's	0.5	Adult
Warboys Colts FC	North East	1	Boys	0.5	Youth 11v11
Warboys Colts FC	North East	1	Mixed	0.5	Mini 7v7
-	Totals	34	-	17	-

HUNTINGDONSHIRE DISTRICT COUNCIL

PLAYING PITCH & OUTDOOR SPORT ASSESSMENT REPORT

The total future demand expressed by clubs amounts to 17 match equivalent sessions. It is expressed in all analysis areas apart from the Northwest Analysis Area and for all pitch types.

Table 2.16: Summary of future demand expressed by clubs in match equivalent sessions

Analysis area	Adult	Youth 11v11	Youth 9v9	Mini 7v7	Mini 5v5	Total
Huntingdon	1	1.5	1.5	0.5	1.5	6
North East	-	1	-	0.5	-	1.5
North West	-	-	-	-	-	0
St. Ives	1.5	0.5	0.5	-	1.5	4
St. Neots	0.5	0.5	0.5	0.5	1	3
West	1	1	-	-	0.5	2.5
Huntingdonshire	4	4.5	2.5	1.5	4.5	17

Future demand summary

Future demand carried through to the supply and demand analysis is based on club growth aspirations, due to there being no increase in teams within individual analysis areas from team generation rates.

Future demand taken forward into the supply and demand analysis equates to 17 match equivalent sessions per week.

2.4: Capacity analysis

The capacity for pitches to regularly provide for competitive play, training and other activity over a season is most often determined by quality. As a minimum, the quality and therefore the capacity of a pitch affect the playing experience and people's enjoyment. In extreme circumstances, it can result in the inability of a pitch to cater for all or certain types of play during peak and off peak times.

As a guide, The FA has set a standard number of matches that each grass pitch type should be able to accommodate without it adversely affecting its quality. Taking into consideration the guidelines on capacity, the following ratings were used in the Huntingdonshire:

Adult pitch quality	Matches per week	Youth pitch quality	Matches per week	Mini pitch quality	Matches per week
Good	3	Good	4	Good	6
Standard	2	Standard	2	Standard	4
Poor	1	Poor	1	Poor	2

Table 2.17 overleaf applies the above pitch ratings against the actual level of weekly play recorded to determine a capacity rating as follows:

Potential capacity	Play is below the level the site could sustain
At capacity	Play matches the level the site can sustain
Overplayed	Play exceeds the level the site can sustain

HUNTINGDONSHIRE DISTRICT COUNCIL

PLAYING PITCH & OUTDOOR SPORT ASSESSMENT REPORT

Match equivalent sessions per week

Pitches have a limit of how much play they can accommodate over a certain period of time before their quality, and in turn their use, is adversely affected. As the main usage of pitches is likely to be for matches, it is appropriate for the comparable unit to be match equivalent sessions but may for example include training sessions and informal use.

Education sites

To account for curricular/extra-curricular use of education pitches it is likely that the carrying capacity at such sites will need to be adjusted. The only time this would not happen is when a school does not use its pitches at all and the sole use is community use. The adjustment is typically dependent on the amount of play carried out, the number of pitches onsite and whether there is access to an onsite AGP.

In some cases, where there is no identified community use, there is little capacity to accommodate further play. Internal usage often exceeds recommended pitch capacity, which is further exacerbated by basic maintenance regimes that may not extend beyond grass cutting and line marking.

Table 2.17 shows community usage of available pitches. Where not overplayed because of community use, school sites are considered to have no spare capacity to accommodate further usage based on assumed curricular and extracurricular activity.

For school sites which are available for community use but that currently do not have any external hirers, one match equivalent session per week, per pitch has been accredited to indicate use for curricular and extracurricular activity as opposed to them being completely unused.

As mentioned earlier, all education sites are classified as having unsecure tenure as no schools through consultation report having a community use agreement in place.

Peak time

Spare capacity can only be considered as actual spare capacity if pitches are available at peak time. In Huntingdonshire, peak time for adult pitches is Saturday afternoon, whereas it is Saturday morning for all youth 11v11, youth 9v9, mini 7v7 and mini 5v5 pitches.

In the table overleaf, please note that, on occasions, spare capacity in the peak period is identified despite the pitch being played to capacity or overplayed or more spare capacity is identified in the peak period than what exists overall.

This is because most of the use on those particular pitches occurs outside of the peak period, therefore the identified spare capacity at peak time should not be utilised over and above overall capacity unless quality improvements are made that increases overall capacity.

A pitch is only said to have 'actual spare capacity' if it is available for community use and available at the peak time for that format of play. Any pitch not meeting this criterion is therefore not considered to have additional capacity, although it may have capacity outside of peak time.

HUNTINGDONSHIRE DISTRICT COUNCIL PLAYING PITCH & OUTDOOR SPORT ASSESSMENT REPORT

There may also be situations where, although a site is highlighted as potentially able to accommodate some additional play, this should not be recorded as spare capacity against the site. For example, a site may be managed to operate slightly below full capacity to ensure that it can cater for a number of regular friendly matches and activities that take place but are difficult to quantify on a weekly basis.

Pitches that are of a poor quality are not deemed to have actual spare capacity due to the already low carrying capacity of the pitches. Any identified spare capacity should be retained to relieve the pitches of use, which in turn will aid the improvement of pitch quality. Furthermore, any pitches with unsecured tenure are not considered to have actual spare capacity as no further play should be encouraged on such sites given that future access cannot be guaranteed.

The way spare capacity is represented in Table 2.17 is as follows:

Spare capacity per week (examples)	Explanation of capacity balance
1	Highlighted in green with a number denotes that the pitches have potential spare capacity across the week.
0	Highlighted in orange with a zero, this indicates the pitch is played to capacity.
1	Highlighted in red with a number denotes that the pitches are overplayed and have no spare capacity across the week. This includes at peak time, despite any availability at peak time which may exist.

HUNTINGDONSHIRE DISTRICT COUNCIL PLAYING PITCH ASSESSMENT

Table 2.17: Grass football pitch capacity analysis

Site ID	Site name	Analysis area	Community use availability	Management	Security of tenure	Pitch type	Pitch size	No. of pitches	Agreed quality rating	Current play ⁸	Carrying capacity ⁹	Capacity balance	Spare capacity in peak period	Comments
7	Brampton Memorial Playing Field	Huntingdon	Yes	Parish Council	Secure	Adult	-	1	Standard	3	2	1	1	Pitch is overplayed by one MES per week.
						Mini	(5v5)	1	Standard	2	4	2	-	Pitch is played to capacity at peak time.
						Mini	(7v7)	1	Standard	1	4	3	-	Pitch is played to capacity at peak time.
						Youth	(11v11)	1	Standard	1.5	2	0.5	-	Pitch is played to capacity at peak time.
9	Bridge Academy	Huntingdon	No	Education	Unsecure	Youth	(9v9)	1	Standard	1	2	1	1	Not available for community use.
45	Hinchingsbrooke School	Huntingdon	Yes	Education	Unsecure	Adult	-	2	Standard	0.5	4	3.5	1.5	Spare capacity discounted due to unsecure tenure.
						Youth	(11v11)	1	Standard	4	2	2	-	Pitch is overplayed by two MES per week.
						Youth	(9v9)	2	Standard	2.5	4	1.5	-	Pitches are played to capacity at peak time.
51	Hyl - Great Stukeley Field	Huntingdon	Yes	Parish Council	Secure	Adult	-	1	Poor	0	1	1	1	Spare capacity discounted due to poor pitch quality.
52	Jubilee Park	Huntingdon	Yes	Town Council	Secure	Adult	-	1 ¹⁰	Good	1	3	2	-	Discount spare capacity to protect step pitch quality.
						Adult	-	1	Good	6	6	0	1	Pitch is played to capacity.
						Adult	-	1	Poor					
						Adult	-	1	Standard					
						Mini	(5v5)	1	Good	2.5	6	3.5	-	Pitch is played to capacity at peak time.
						Mini	(7v7)	1	Poor	0.5	2	1.5	0.5	Spare capacity discounted due to poor pitch quality.
						Youth	(9v9)	1	Good	0.5	4	3.5	0.5	Actual spare capacity at peak time.
71	Offord D'Arcy Football Pitch	Huntingdon	Yes	Parish Council	Secure	Adult	-	1	Poor	0	1	1	1	Spare capacity discounted due to poor pitch quality.
81	RAF Alconbury	Huntingdon	No	MOD	Unsecure	Adult	-	1	Standard	1	2	1	1	Not available for community use.
86	Riverside Park (Huntingdon)	Huntingdon	Yes	Town Council	Secure	Adult	-	1	Poor	0	1	1	1	Spare capacity discounted due to poor pitch quality.
88	Sapley Park Playing Fields	Huntingdon	Yes	Town Council	Secure	Adult	-	4	Standard	3	8	5	2	Actual spare capacity at peak time.
						Mini	(7v7)	1	Standard	0	4	4	1	Actual spare capacity at peak time.
						Youth	(9v9)	1	Standard	1.5	2	0.5	-	Pitch is played to capacity at peak time.
102	St Peters School	Huntingdon	No	Education	Unsecure	Youth	(11v11)	2	Standard	2	4	2	2	Not available for community use.
						Youth	(9v9)	1	Standard	1	2	1	1	Not available for community use.
106	The David Wilson Homes Ground	Huntingdon	Yes	Sports club	Secure	Adult	-	1	Poor	2	1	1	-	Pitch is overplayed by one MES per week.
						Mini	(7v7)	1	Poor	2.5	2	0.5	-	Pitch is overplayed by 0.5 MES per week.
						Youth	(11v11)	1	Standard	3	2	1	-	Pitch is overplayed by one MES per week.
						Youth	(9v9)	1	Poor	2	1	1	-	Pitch is overplayed by one MES per week.
139	Coneygear Park	Huntingdon	Yes	Town Council	Secure	Youth	(9v9)	1	Poor	2	1	1	-	Pitch is overplayed by one MES per week.
19	Drovers Close	North East	Yes	Community Organisation	Secure	Adult	-	1	Poor	0	1	1	1	Spare capacity discounted due to poor pitch quality.
68	Millennium Sports Pavilion	North East	Yes	Parish Council	Secure	Adult	-	2	Poor	1	2	1	1	Spare capacity discounted due to poor pitch quality.
						Mini	(7v7)	1	Poor	1.5	2	0.5	-	Pitch is played to capacity at peak time.
70	Norwood Playing Field	North East	Yes	Parish Council	Secure	Adult	-	1	Poor	0	1	1	1	Spare capacity discounted due to poor pitch quality.

⁸ Match equivalent sessions per week

⁹ Match equivalent sessions per week, based on pitch quality - the FA recommends a maximum number of match equivalent sessions to be accommodate per pitch type. Please refer to Section 2.4 for the full breakdown.

¹⁰ Huntingdon Town FC Step pitch

**HUNTINGDONSHIRE DISTRICT COUNCIL
PLAYING PITCH ASSESSMENT**

Site ID	Site name	Analysis area	Community use availability	Management	Security of tenure	Pitch type	Pitch size	No. of pitches	Agreed quality rating	Current play ⁸	Carrying capacity ⁹	Capacity balance	Spare capacity in peak period	Comments
85	Ramsey Cricket Club	North East	Yes	Sports club	Secure	Adult	-	1	Standard	1	2	1	-	Pitch is played to capacity at peak time.
91	Somersham Town Football Club	North East	Yes	Sports club	Secure	Adult	-	1	Standard	1	2	1	-	Pitch is played to capacity at peak time.
110	Tom Jones Memorial Fields	North East	Yes	Sports club	Secure	Adult	-	1	Good	1	3	2	1	Actual spare capacity at peak time.
						Mini	(5v5)	2	Good	2	12	10	-	Pitch is played to capacity at peak time.
						Mini	(7v7)	2	Good	2.5	12	9.5	-	Pitch is played to capacity at peak time.
						Youth	(11v11)	2	Good	2.5	8	5.5	-	Pitch is played to capacity at peak time.
						Youth	(9v9)	2	Good	3	8	5	-	Pitch is played to capacity at peak time.
113	Warboys Community Primary School	North East	Yes	Education	Unsecure	Mini	(7v7)	1	Poor	0.5	2	1.5	0.5	Spare capacity discounted due to poor pitch quality.
114	Warboys Sports Field	North East	Yes	Community Organisation	Secure	Adult	-	1	Good	1.5	3	1.5	-	Pitch is played to capacity at peak time.
						Mini	(5v5)	1	Poor	1	2	1	-	Pitch is played to capacity at peak time.
						Youth	(11v11)	1	Poor	1	1	0	-	Pitch is played to capacity.
						Youth	(9v9)	1	Good	0.5	4	3.5	0.5	Actual spare capacity at peak time.
2	Abbots Ripton Cricket Club	North West	Yes	Parish Council	Secure	Youth	(11v11)	1	Poor	0.5	1	0.5	0.5	Spare capacity discounted due to poor pitch quality.
35	Great Gidding Recreation Ground	North West	Yes	Community Organisation	Secure	Adult	-	1	Poor	0	1	1	1	Spare capacity discounted due to poor pitch quality.
						Mini	(7v7)	1	Poor	0	2	2	1	Spare capacity discounted due to poor pitch quality.
40	Greenfields	North West	Yes	Community Organisation	Secure	Adult	-	1	Good	1.5	3	1.5	-	Pitch is played to capacity at peak time.
						Mini	(5v5)	2	Good	1.5	12	10.5	0.5	Actual spare capacity at peak time.
						Mini	(7v7)	1	Good	2	6	4	-	Pitch is played to capacity at peak time.
						Youth	(11v11)	1	Good	2	4	2	-	Pitch is played to capacity at peak time.
						Youth	(9v9)	1	Good	1	4	3	-	Pitch is played to capacity at peak time.
60	Leading Drove (Yaxley FC)	North West	Yes	Sports club	Secure	Adult	-	1	Poor	3	1	2	-	Pitch is overplayed by two MES per week.
						Youth	(9v9)	1	Poor	0	1	1	1	Spare capacity discounted due to poor pitch quality.
66	Middletons Road Recreational Ground	North West	Yes	Parish Council	Secure	Adult	-	2	Standard	2.5	4	1.5	1	Actual spare capacity at peak time.
80	Queens Park (Yaxley)	North West	Yes	Parish Council	Secure	Adult	-	2	Standard	3	4	1	1	Actual spare capacity at peak time.
						Mini	(7v7)	2	Standard	1.5	8	6.5	0.5	Actual spare capacity at peak time.
						Youth	(9v9)	2	Standard	0	4	4	2	Actual spare capacity at peak time.
89	Sawtry Village Academy	North West	No	Education	Unsecure	Youth	(11v11)	2	Standard	1	4	3	2	Not available for community use.
104	Stilton Village Playing Fields	North West	Yes	Parish Council	Secure	Adult	-	1	Standard	3.5	2	1.5	0.5	Pitch is overplayed by 1.5 MES per week.
						Mini	(7v7)	1	Standard	0	4	4	1	Actual spare capacity at peak time.
6	Bluntisham Village Hall & Recreation Ground	St Ives	Yes	Parish Council	Secure	Adult	-	1	Poor	1.5	1	0.5	-	Pitch is overplayed by 0.5 MES per week.
						Mini	(7v7)	1	Poor	3	2	1	-	Pitch is overplayed by one MES per week.
						Youth	(11v11)	1	Poor	1	1	0	-	Pitch is played to capacity.
18	Daintree Green	St Ives	Yes	Sports club	Secure	Adult	-	1	Poor	1	1	0	-	Pitch is played to capacity.
20	Earith Recreational Field	St Ives	Yes	Trust	Secure	Adult	-	1	Poor	0	1	1	1	Spare capacity discounted due to poor pitch quality.
29	Fenstanton & Hilton Primary School	St Ives	Yes	Education	Unsecure	Youth	(9v9)	1	Standard	1.5	2	0.5	-	Pitch is played to capacity at peak time.

HUNTINGDONSHIRE DISTRICT COUNCIL PLAYING PITCH ASSESSMENT

Site ID	Site name	Analysis area	Community use availability	Management	Security of tenure	Pitch type	Pitch size	No. of pitches	Agreed quality rating	Current play ⁸	Carrying capacity ⁹	Capacity balance	Spare capacity in peak period	Comments
30	Fenstanton Football Club	St Ives	Yes	Sports club	Secure	Adult	-	1	Poor	1	1	0	-	Pitch is played to capacity.
30	Fenstanton Football Club	St Ives	Yes	Sports club	Secure	Mini	(5v5)	1	Poor	0.5	2	1.5	0.5	Spare capacity discounted due to poor pitch quality.
30	Fenstanton Football Club	St Ives	Yes	Sports club	Secure	Mini	(7v7)	1	Poor	1.5	2	0.5	-	Pitch is played to capacity at peak time.
30	Fenstanton Football Club	St Ives	Yes	Sports club	Secure	Youth	(11v11)	1	Standard	1.5	2	0.5	-	Pitch is played to capacity at peak time.
43	Hemingford Grey Primary School	St Ives	Yes	Education	Unsecure	Mini	(5v5)	1	Standard	1.5	4	2.5	-	Pitch is played to capacity at peak time.
44	Hemingford Pavilion	St Ives	Yes	Community Organisation	Secure	Adult	-	2	Standard	2	4	2	1	Actual spare capacity at peak time.
49	Houghton and Wyton Playing Field	St Ives	Yes	Parish Council	Secure	Adult	-	1	Standard	2	2	0	-	Pitch is played to capacity.
67	Mill Field	St Ives	Yes	Parish Council	Secure	Adult	-	4	Good	3	12	9	3.5	Actual spare capacity at peak time.
67	Mill Field	St Ives	Yes	Parish Council	Secure	Mini	(7v7)	1	Good	1	6	5	-	Pitch is played to capacity at peak time.
74	One Leisure St Ives Outdoor	St Ives	Yes	District Council	Secure	Adult	-	3	Standard	1	6	5	2.5	Actual spare capacity at peak time.
74	One Leisure St Ives Outdoor	St Ives	Yes	District Council	Secure	Mini	(7v7)	2	Standard	2.5	8	5.5	-	Pitch is played to capacity at peak time.
74	One Leisure St Ives Outdoor	St Ives	Yes	District Council	Secure	Youth	(11v11)	2	Standard	8	4	4	-	Pitches are overplayed by four MES per week.
74	One Leisure St Ives Outdoor	St Ives	Yes	District Council	Secure	Youth	(9v9)	4	Standard	5	8	3	-	Pitch is played to capacity at peak time.
83	RAF Wyton	St Ives	No	MOD	Unsecure	Adult	-	1	Standard	1	2	1	1	Not available for community use.
116	Warners Park	St Ives	Yes	Parish Council	Secure	Adult	-	1	Poor	0	1	1	1	Spare capacity discounted due to poor pitch quality.
11	Buckden Recreation Ground	St Neots	Yes	Trust	Secure	Adult	-	1	Poor	1.5	1	0.5	0.5	Pitch is overplayed by 0.5 MES per week.
11	Buckden Recreation Ground	St Neots	Yes	Trust	Secure	Mini	(5v5)	1	Poor	3	2	1	-	Pitch is overplayed by one MES per week.
11	Buckden Recreation Ground	St Neots	Yes	Trust	Secure	Mini	(7v7)	1	Poor	2	2	0	-	Pitch is played to capacity.
11	Buckden Recreation Ground	St Neots	Yes	Trust	Secure	Youth	(9v9)	1	Poor	1	1	0	-	Pitch is played to capacity.
22	Eaton Sports Ground	St Neots	Yes	Sports club	Secure	Adult	-	1	Good	2	3	1	-	Pitch is played to capacity at peak time.
25	Ernulf Academy	St Neots	No	Education	Unsecure	Youth	(11v11)	2	Standard	1	4	3	2	Not available for community use.
27	Eynesbury Rovers Football Club	St Neots	Yes	Sports club	Secure	Adult	-	1	Good	2.5	3	0.5	-	Pitch is played to capacity at peak time.
27	Eynesbury Rovers Football Club	St Neots	Yes	Sports club	Secure	Mini	(5v5)	1	Good	1.5	6	4.5	-	Pitch is played to capacity at peak time.
27	Eynesbury Rovers Football Club	St Neots	Yes	Sports club	Secure	Mini	(7v7)	1	Good	0.5	6	5.5	0.5	Actual spare capacity at peak time.
27	Eynesbury Rovers Football Club	St Neots	Yes	Sports club	Secure	Youth	(11v11)	2	Good	3.5	8	4.5	-	Pitch is played to capacity at peak time.
27	Eynesbury Rovers Football Club	St Neots	Yes	Sports club	Secure	Youth	(9v9)	2	Good	2	8	6	-	Pitch is played to capacity at peak time.

**HUNTINGDONSHIRE DISTRICT COUNCIL
PLAYING PITCH ASSESSMENT**

Site ID	Site name	Analysis area	Community use availability	Management	Security of tenure	Pitch type	Pitch size	No. of pitches	Agreed quality rating	Current play ⁸	Carrying capacity ⁹	Capacity balance	Spare capacity in peak period	Comments
36	Great Gransden Sports And Recreation Ground	St Neots	Yes	Community Organisation	Secure	Adult	-	1	Poor	1.5	1	0.5	1	Pitch is overplayed by 0.5 MES per week.
36	Great Gransden Sports And Recreation Ground	St Neots	Yes	Community Organisation	Secure	Mini	(5v5)	2	Poor	0.5	4	3.5	1.5	Spare capacity discounted due to poor pitch quality.
36	Great Gransden Sports And Recreation Ground	St Neots	Yes	Community Organisation	Secure	Mini	(7v7)	1	Poor	0.5	2	1.5	0.5	Spare capacity discounted due to poor pitch quality.
36	Great Gransden Sports And Recreation Ground	St Neots	Yes	Community Organisation	Secure	Youth	(9v9)	1	Poor	0.5	1	0.5	0.5	Spare capacity discounted due to poor pitch quality.
38	Great Paxton Recreation Ground	St Neots	Yes	Community Organisation	Secure	Adult	-	1	Poor	2.5	1	1.5	-	Pitch is overplayed by 1.5 MES per week.
62	Little Paxton Hub	St Neots	Yes	Community Organisation	Secure	Mini	(7v7)	1	Poor	1	2	1	-	Pitch is played to capacity at peak time.
62	Little Paxton Hub	St Neots	Yes	Community Organisation	Secure	Youth	(9v9)	1	Poor	0.5	1	0.5	0.5	Spare capacity discounted due to poor pitch quality.
64	Longsands Academy	St Neots	No	Education	Unsecure	Youth	(11v11)	1	Standard	1	2	1	1	Not available for community use.
78	Priory Park	St Neots	Yes	District Council	Secure	Adult	-	1	Poor	1	1	0	0.5	Pitch is played to capacity.
78	Priory Park	St Neots	Yes	District Council	Secure	Mini	(5v5)	2	Poor	1.5	4	2.5	0.5	Spare capacity discounted due to poor pitch quality.
78	Priory Park	St Neots	Yes	District Council	Secure	Mini	(7v7)	2	Poor	1.5	4	2.5	0.5	Spare capacity discounted due to poor pitch quality.
78	Priory Park	St Neots	Yes	District Council	Secure	Youth	(11v11)	2	Poor	2	2	0	-	Pitch is played to capacity.
78	Priory Park	St Neots	Yes	District Council	Secure	Youth	(9v9)	3	Poor	3.5	3	0.5	-	Pitches are overplayed by 0.5 MES per week.
79	Queen Elizabeth II Recreation Ground (Little Paxton)	St Neots	Yes	Parish Council	Secure	Adult	-	1	Poor	0	1	1	1	Spare capacity discounted due to poor pitch quality.
99	St Neots Rugby Club	St Neots	Yes	Sports club	Secure	Mini	(5v5)	1	Poor	1.5	2	0.5	-	Pitch is played to capacity at peak time.
99	St Neots Rugby Club	St Neots	Yes	Sports club	Secure	Mini	(7v7)	2	Poor	1.5	4	2.5	0.5	Spare capacity discounted due to poor pitch quality.
99	St Neots Rugby Club	St Neots	Yes	Sports club	Secure	Youth	(11v11)	1	Poor	1.5	1	0.5	-	Pitch is overplayed by 0.5 MES per week.
99	St Neots Rugby Club	St Neots	Yes	Sports club	Secure	Youth	(9v9)	1	Poor	1	1	0	-	Pitch is played to capacity.
101	St Neots Town Football Club	St Neots	Yes	Sports club	Secure	Adult	-	1	Good	2.5	3	0.5	0.5	Discount spare capacity to protect step pitch quality.
140	Sidney Banks Memorial Field	St Neots	Yes	District Council	Secure	Youth	(9v9)	2	Poor	0.5	2	1.5	1.5	Spare capacity discounted due to poor pitch quality.
5	Alconbury Sports and Social Club	West	Yes	Community Organisation	Secure	Adult	-	1	Standard	0.5	2	1.5	0.5	Actual spare capacity at peak time.
5	Alconbury Sports and Social Club	West	Yes	Community Organisation	Secure	Adult	-	1	Poor	0.5	1	0.5	0.5	Spare capacity discounted due to poor pitch quality.
5	Alconbury Sports and Social Club	West	Yes	Community Organisation	Secure	Mini	(7v7)	1	Poor	1	2	1	-	Pitch is played to capacity at peak time.
5	Alconbury Sports and Social Club	West	Yes	Community Organisation	Secure	Youth	(9v9)	1	Poor	0.5	1	0.5	0.5	Spare capacity discounted due to poor pitch quality.

**HUNTINGDONSHIRE DISTRICT COUNCIL
PLAYING PITCH ASSESSMENT**

Site ID	Site name	Analysis area	Community use availability	Management	Security of tenure	Pitch type	Pitch size	No. of pitches	Agreed quality rating	Current play ⁸	Carrying capacity ⁹	Capacity balance	Spare capacity in peak period	Comments
15	Catworth Playing Field	West	Yes	Community Organisation	Secure	Adult	-	1	Standard	0.5	2	1.5	1	Actual spare capacity at peak time.
						Youth	(11v11)	1	Standard	0	2	2	1	Actual spare capacity at peak time.
34	Grafham Recreation Ground	West	Yes	Parish Council	Secure	Adult	-	1	Standard	0	2	2	1	Actual spare capacity at peak time.
56	Kimbolton School	West	No	Education	Unsecure	Adult	-	2	Standard	2	4	2	2	Not available for community use.
						Youth	(9v9)	1	Standard	1	2	1	1	Not available for community use.
57	Kimbolton Town Colts FC	West	Yes	Sports club	Secure	Youth	(11v11)	1	Standard	1.5	2	0.5	-	Pitch is played to capacity at peak time.

HUNTINGDONSHIRE DISTRICT COUNCIL

PLAYING PITCH & OUTDOOR SPORTS ASSESSMENT REPORT

Actual spare capacity

To determine 'actual spare capacity', each site with 'potential capacity identified in Table 2.17 has been reviewed. A pitch is only said to have 'actual spare capacity' if it is available for community use and available at the peak time for that format of the game. Any pitch not meeting this criterion has consequently been discounted.

There may also be situations where, although a site is highlighted as potentially able to accommodate some additional play, this should not be recorded as spare capacity against the site. For example, a site may be managed to operate slightly below full capacity to ensure that it can cater for several regular friendly matches and activities that take place but are difficult to quantify on a weekly basis.

Pitches that are of a poor quality are not deemed to have actual spare capacity due to their already low carrying capacity. Any identified spare capacity should be retained to relieve the pitches of use, which in turn, will aid the improvement of pitch quality.

Unless security of tenure is confirmed as being secured through a community use agreement during consultation with the operator, school sites that state they are currently available for community use but are unused are not considered to have actual spare capacity as they do not offer secure community use for clubs and as such use could be terminated at any time.

The table below identifies actual spare capacity by site and pitch type across Huntingdonshire. It totals 22 match equivalent sessions and is identified across 33 pitches at 17 sites.

Table 2.18: Summary of overplay of grass football pitches

Site ID	Site name	Analysis area	Pitch type	No. of pitches	Capacity rating (match sessions)
5	Alconbury Sports and Social Club	West	Adult	1	0.5
15	Catworth Playing Field	West	Adult	1	1
15	Catworth Playing Field	West	Youth 11v11	1	1
27	Eynesbury Rovers Football Club	St Neots	Mini 7v7	1	0.5
34	Grafham Recreation Ground	West	Adult	1	1
40	Greenfields	North West	Mini 5v5	2	0.5
44	Hemingford Pavilion	St Ives	Adult	2	1
52	Jubilee Park	Huntingdon	Youth 9v9	1	0.5
66	Middletons Road Recreational Ground	North West	Adult	2	1
67	Mill Field	St Ives	Adult	4	3.5
74	One Leisure St Ives Outdoor	St Ives	Adult	3	2.5
80	Queens Park (Yaxley)	North West	Adult	2	1
80	Queens Park (Yaxley)	North West	Mini 7v7	2	0.5
80	Queens Park (Yaxley)	North West	Youth 9v9	2	2
88	Sapley Park Playing Fields	Huntingdon	Adult	4	2
88	Sapley Park Playing Fields	Huntingdon	Mini 7v7	1	1
104	Stilton Village Playing Fields	North West	Mini 7v7	1	1

HUNTINGDONSHIRE DISTRICT COUNCIL

PLAYING PITCH & OUTDOOR SPORTS ASSESSMENT REPORT

Site ID	Site name	Analysis area	Pitch type	No. of pitches	Capacity rating (match sessions)
110	Tom Jones Memorial Fields	North East	Adult	1	1
114	Warboys Sports Field	North East	Youth 9v9	1	0.5
-	-	-	-	Total	22

Most actual spare capacity is identified on adult pitches, although some is also identified on youth pitches. Most actual spare capacity is in the St Ives Area, with a total of seven match equivalent sessions per week across nine pitches at three sites.

Table 2.19: Summary of actual spare capacity on grass football pitches in match equivalent sessions per week

Analysis area	Adult	Youth 11v11	Youth 9v9	Mini 7v7	Mini 5v5	Total
Huntingdon	2	-	0.5	1	-	3.5
North East	1	-	0.5	-	-	1.5
North West	2	-	2	1.5	0.5	6
St. Ives	7	-	-	-	-	7
St. Neots	-	-	-	0.5	-	0.5
West	2.5	1	-	-	-	3.5
Total	14.5	1	3	3	0.5	22

There is actual spare capacity in the North West Analysis Area of six match equivalent sessions per week, across 11 pitches at four sites. There is actual spare capacity in the Huntingdon Analysis Area of 3.5 match equivalent sessions per week, across six pitches at two sites. There is actual spare capacity in the West Analysis Area of 3.5 match equivalent sessions per week, across eight pitches across three sites. There is actual spare capacity in the North East Analysis Area of 1.5 match equivalent sessions per week, across two pitches across two sites. There is actual spare capacity in the St Neots Analysis Area of 0.5 match equivalent sessions per week, across one pitch on one site.

Overplay

Overplay occurs when there is more play accommodated on a site than it can sustain (which can often be due to the low carrying capacity caused by poor quality).

In total, 21 pitches across 13 sites are overplayed by a combined total of 21 match equivalent sessions per week. See Table 2.17.

Table 2.20: Summary of overplay of grass football pitches

Site ID	Site name	Analysis area	Pitch type	No. of pitches	Capacity rating (match sessions)
6	Bluntisham Village Hall & Recreation Ground	St Ives	Adult	1	0.5
6	Bluntisham Village Hall & Recreation Ground	St Ives	Mini 7v7	1	1
7	Brampton Memorial Playing Field	Huntingdon	Adult	1	1
11	Buckden Recreation Ground	St Neots	Adult	1	0.5

HUNTINGDONSHIRE DISTRICT COUNCIL PLAYING PITCH & OUTDOOR SPORTS ASSESSMENT REPORT

Site ID	Site name	Analysis area	Pitch type	No. of pitches	Capacity rating (match sessions)
11	Buckden Recreation Ground	St Neots	Mini 5v5	1	1
36	Great Gransden Sports And Recreation Ground	St Neots	Adult	1	0.5
38	Great Paxton Recreation Ground	St Neots	Adult	1	1.5
45	Hinchingbrooke School	Huntingdon	Youth 11v11	1	2
60	Leading Drove (Yaxley FC)	North West	Adult	1	2
74	One Leisure St Ives Outdoor	St Ives	Youth 11v11	2	4
78	Priory Park	St Neots	Youth 9v9	3	0.5
99	St Neots Rugby Club	St Neots	Youth 11v11	1	0.5
104	Stilton Village Playing Fields	North West	Adult	1	1.5
106	The David Wilson Homes Ground	Huntingdon	Adult	1	1
106	The David Wilson Homes Ground	Huntingdon	Mini 7v7	1	0.5
106	The David Wilson Homes Ground	Huntingdon	Youth 11v11	1	1
106	The David Wilson Homes Ground	Huntingdon	Youth 9v9	1	1
139	Coneygear Park	Huntingdon	Youth 9v9	1	1
-	-	-	-	Total	21

When considered by analysis area, most overplay is within the Huntingdon Area with 7.5 match equivalent sessions per week, closely followed by the St Ives Area with 5.5 match equivalent sessions per week. The St Neots Area has 4.5 match equivalent sessions per week, whilst the North West Area has 3.5 match equivalent session per week. The North East and West analysis areas have no overplay.

Table 2.21: Summary of actual spare capacity on grass football pitches in match equivalent sessions per week

Analysis area	Adult	Youth 11v11	Youth 9v9	Mini 7v7	Mini 5v5	Total
Huntingdon	2	3	2	0.5	-	7.5
North East	-	-	-	-	-	0
North West	3.5	-	-	-	-	3.5
St. Ives	0.5	4	-	1	-	5.5
St. Neots	2.5	0.5	0.5	-	1	4.5
West	-	-	-	-	-	0
Total	8.5	7.5	2.5	1.5	1	21

Overplay is mostly on adult pitches (8.5 match equivalent sessions per week) with some on youth 11v11 (7.5 match equivalent sessions per week) and youth 9v9 pitches (2.5 match equivalent sessions per week).

HUNTINGDONSHIRE DISTRICT COUNCIL

PLAYING PITCH & OUTDOOR SPORTS ASSESSMENT REPORT

Most overplay on sites is generated from the substantial levels of demand accessing limited pitch stock. However, all overplayed pitches are assessed as either standard or poor quality.

2.5: Supply and demand analysis

Having considered supply and demand, the tables below identify current demand (i.e. spare capacity taking away overplay and any future demand) in each of the analysis areas for each pitch type, based on match equivalent sessions.

Future demand is based on club growth aspirations.

No demand is considered to be exported for genuine reasons, with all exporting teams not stating they wish to return to play within the District. Therefore, no exported demand has been factored into the analysis below.

Adult pitches

Table 2.22: Supply and demand balance of adult pitches in match equivalent sessions per week

Analysis area	Actual spare capacity	Overplay	Current total	Future demand	Total
Huntingdon	2	2	0	1	1
North East	1	-	1	-	1
North West	2	3.5	1.5	-	1.5
St. Ives	7	0.5	6.5	1.5	5
St. Neots	-	2.5	2.5	0.5	3
West	2.5	-	2.5	1	1.5
Total	14.5	8.5	6	4	2

There is sufficient current capacity for adult pitches to meet current demand, with an overall six match equivalent sessions of spare capacity. However, the Huntingdon Area is played to capacity. Whilst there is current overplay in the North West and St Neots analysis areas.

When considering future demand, shortfalls appear in the Huntingdon Area of one match equivalent sessions per week each week. Overall, at a Districtwide level there is sufficient supply to cater for future demand with a total of two match equivalent sessions of spare capacity per week.

Youth 11v11 pitches

Table 2.23: Supply and demand balance of youth 11v11 pitches in match equivalent sessions per week

Analysis area	Actual spare capacity	Overplay	Current total	Future demand	Total
Huntingdon	-	3	3	1.5	4.5
North East	-	-	0	1	1
North West	-	-	0	-	0
St. Ives	-	4	4	0.5	4.5
St. Neots	-	0.5	0.5	0.5	1
West	1	-	1	1	0
Total	1	7.5	6.5	4.5	11

HUNTINGDONSHIRE DISTRICT COUNCIL PLAYING PITCH & OUTDOOR SPORTS ASSESSMENT REPORT

There is insufficient current capacity for youth 11v11 pitches to meet current demand, with overplay totalling 6.5 match equivalent sessions per week. However, the West Analysis Area has spare capacity of one match equivalent session.

When considering future demand, shortfalls appear in the North East Analysis Area. Whilst future demand cancels out the spare capacity in the West Analysis Area. Overall, at a Districtwide level there is insufficient supply to cater for future demand with overplay totalling 11 match equivalent sessions per week.

Youth 9v9 pitches

Table 2.24: Supply and demand balance of youth 9v9 pitches in match equivalent sessions per week

Analysis area	Actual spare capacity	Overplay	Current total	Future demand	Total
Huntingdon	0.5	2	1.5	1.5	3
North East	0.5	-	0.5	-	0.5
North West	2	-	2	-	2
St. Ives	-	-	0	0.5	0.5
St. Neots	-	0.5	0.5	0.5	1
West	-	-	0	-	0
Total	3	2.5	0.5	2.5	2

There is sufficient current capacity for youth 9v9 pitches at a Districtwide level to meet current demand, with 0.5 match equivalent sessions of spare capacity per week. However, the St Ives and West analysis areas are currently played to capacity. Whilst there is current overplay in the Huntingdon and St Neots analysis areas.

When accounting for future demand, there is insufficient capacity to meet predicted demand across the District, with a shortfall of two match equivalent sessions per week. Further shortfalls become evident in the St Ives Analysis Area of 0.5 match equivalent sessions per week.

Mini 7v7 pitch analysis

Table 2.25: Supply and demand balance of mini 7v7 pitches in match equivalent sessions per week

Analysis area	Actual spare capacity	Overplay	Current total	Future demand	Total
Huntingdon	1	0.5	0.5	0.5	0
North East	-	-	0	0.5	0.5
North West	1.5	-	1.5	-	1.5
St. Ives	-	1	1	-	1
St. Neots	0.5	-	0.5	0.5	0
West	-	-	0	-	0
Total	3	1.5	1.5	1.5	0

HUNTINGDONSHIRE DISTRICT COUNCIL

PLAYING PITCH & OUTDOOR SPORTS ASSESSMENT REPORT

There is sufficient current capacity for mini 7v7 pitches at a Districtwide level to meet current demand, with 1.5 match equivalent sessions of spare capacity per week. However, the North East and West analysis areas are currently played to capacity and a short shortfall is apparent in the St Ives Analysis Area. Future demand utilises existing capacity and a small shortfall is expected to emerge in the North East Analysis Area

Mini 5v5 pitch analysis

Table 2.26: Supply and demand balance of mini 5v5 pitches in match equivalent sessions per week

Analysis area	Actual spare capacity	Overplay	Current total	Future demand	Total
Huntingdon	-	-	0	1.5	1.5
North East	-	-	0	-	0
North West	0.5	-	0.5	-	0.5
St. Ives	-	-	0	1.5	1.5
St. Neots	-	1	1	1	2
West	-	-	0	0.5	0.5
Total	0.5	1	0.5	4.5	5

There is insufficient current capacity for mini 5v5 pitches to meet current demand, with overplay totalling 0.5 match equivalent sessions per week. However, overplay only currently exists in the St Neots Area, whilst the North West Analysis Area currently has spare capacity of 0.5 match equivalent session.

When considering future demand, further shortfalls appear in the Huntingdon, St Ives and West analysis areas, with the spare capacity in the North West Area remaining. Overall, at a Districtwide level there is insufficient supply to cater for future demand with overplay totalling five match equivalent sessions per week.

2.6: Conclusion

In conclusion, at a Districtwide level capacity of grass football pitches can sufficiently meet demand for adult, youth 9v9 and mini 7v7 football activity, with insufficient capacity to cater for youth 11v11 and mini 5v5 football activity. Future demand is expected to put further pressure on the supply of pitches and consequently new shortfalls are expected to emerge on youth 9v9 pitches, whilst Mini 7v7 pitches would be played to capacity.

Table 2.27: Summary of supply and demand analysis for grass football pitches in match equivalent sessions per week

Pitch type	Actual spare capacity	Overplay	Current total	Future demand	Future total
Adult	14.5	8.5	6	4	2
Youth 11v11	1	7.5	6.5	4.5	11
Youth 9v9	3	2.5	0.5	2.5	2
Mini 7v7	3	1.5	1.5	1.5	0
Mini 5v5	0.5	1	0.5	4.5	5

HUNTINGDONSHIRE DISTRICT COUNCIL

PLAYING PITCH & OUTDOOR SPORTS ASSESSMENT REPORT

Summary - football

- Capacity of grass football pitches can sufficiently meet current demand for adult, youth 9v9 and mini 7v7 football activity, with insufficient capacity to cater for youth 11v11 and mini 5v5 football activity.
- Future demand is expected to put further pressure on the supply of pitches and consequently new shortfalls are expected to emerge on youth 9v9 pitches, whilst Mini 7v7 pitches would be played to capacity.

Supply

- The audit identifies a total of 164 grass football pitches within Huntingdonshire across 58 sites. Of these, 150 pitches across 50 sites are identified as being available for community use. All 14 unavailable pitches are located at educational or MOD sites.
- Of the 150 available pitches in the District 39 are in the St Neots Analysis Area (26%), followed by the St Ives Analysis Area (31 pitches, 21%) and the Huntingdon Analysis Area (30 pitches, 20%). The West Analysis Area has the fewest available pitches (eight pitches, 5%).

Quality

- Of the 150 football pitches available for community use, most (64 pitches – 43%) are rated as poor quality. There are 35 pitches (23%) rated as good quality and 51 pitches (34%) rated as standard quality.
- Of the 50 sites that are actively used for community football, 10 sites (20%) are serviced by good quality ancillary facilities, 15 sites (30%) by standard quality ancillary facilities and 16 (32%) by poor quality ancillary facilities. The remaining nine sites (18%) are not serviced by onsite clubhouse/changing room provision.

Demand

- There are 380 teams identified as playing football in the District. This is made up of 81 adult men's, seven adult women's, 156 youth boys', 16 youth girls' and 120 mini soccer teams.
- There are two teams exporting demand outside of the District. Whilst there are six teams which currently import demand into the District.
- Future club growth aspirations and participation targets total 34 potential new teams, resulting in additional capacity requirement (in match equivalent sessions per week) of four for adult pitches, 4.5 for youth 11v11 pitches, 2.5 for youth 9v9 pitches, 1.5 for mini 7v7 pitches and 4.5 for mini 5v5 pitches.

Capacity

- There are 33 pitches across 17 sites identified as having actual spare capacity, totalling 22 match equivalent sessions per week, most (14.5) on adult pitches.
- In total 21 pitches across 13 sites are overplayed by a combined total of 21 match equivalent sessions per week.
- At a Districtwide level there currently capacity shortfalls on youth 11v11 and mini 5v5. Increases in future demand would lead to Districtwide capacity shortfalls for youth 9v9 pitches, whilst mini 7v7 pitches would be played to capacity.

HUNTINGDONSHIRE DISTRICT COUNCIL

PLAYING PITCH & OUTDOOR SPORTS ASSESSMENT REPORT

PART 3: THIRD GENERATION TURF (3G) PITCHES

3.1: Introduction

Third generation (3G) artificial grass pitches utilise longer fibres with a combination of rubber and sand infill to offer heightened performance. They are predominately used for football training but can also be used for football, rugby union or league matches dependent upon having a shock pad, performance standard test and appropriate certification.

Competitive football can take place on 3G pitches that have been performance standard tested and approved by the FA for inclusion on the Football Foundation Pitch Register¹¹. As such, a growing number of 3G pitches are now used for competitive match play (subject to increased levels of certification dependent on the competition level) as well as for training purposes. Football training and small sided football activity does take place on hockey suitable artificial grass pitches (please refer to Part 7: Hockey) but is not the preferred option.

World Rugby produced the 'Performance Specification for artificial grass pitches for rugby'¹², more commonly known as 'Regulation 22' that provides the necessary technical detail to produce pitch systems that are appropriate for rugby union. The artificial surface standards identified in Regulation 22 allows matches to be played on surfaces that meet the standard, meaning full contact activity, including tackling, rucking, mauling and lineouts, can take place.

The specification includes a rigorous test programme that assesses ball/surface interaction and player/surface interaction and has been modified to align the standard with that of FIFA. Any 3G pitch used for any form of competitive rugby union must comply with this specification and must be tested every two years to retain compliance.

England Hockey's Artificial Grass Playing Surface Policy (updated June 2018) advises that 3G pitches should not be used for hockey matches or training and that they can only be used for lower level hockey (introductory level) as a last resort when no sand based or water based artificial grass pitches are available.

Table 3.1: Artificial grass pitch suitability and compliancy

Surface	Category	Comments
3G Rubber crumb	Long pile (60mm with shock pad)	Rugby surface – must comply with World Rugby type 22 and/or RFL Community Standard, requires a minimum of 60mm pile.
3G Rubber crumb	Medium pile (55-60mm)	Preferred football surface. Suitable for non-contact rugby union/league practice or play.
3G Rubber crumb	Short pile (40mm)	Acceptable surface for some competitive football.
AGP	GEN 2	Low level competitive hockey and football training.
AGP	Sand filled	Competitive hockey and football training.
AGP	Sand dressed	Preferred hockey surface and suitable for football training.
AGP	Water based	Preferred hockey surface and suitable for football training if irrigated.

Many test contractors are able to offer reduced rates through efficiency savings to carry out multiple performance tests in the same session, therefore providers seeking 3G pitch compliancy for a number of sports would be recommended to consider this opportunity.

¹¹ [Link to 3g-pitch-register](#)

¹² [Link to world rugby handbook](#)

HUNTINGDONSHIRE DISTRICT COUNCIL

PLAYING PITCH & OUTDOOR SPORTS ASSESSMENT REPORT

3.2: Current provision

A full size 3G pitch is considered by the FA to measure at least 100 x 64 metres (106 x 70 metres including run offs); however, for the purposes of this report, all pitches measuring over 100 x 60 metres (inclusive of run offs) are considered to be full size due to the amount of demand they can accommodate.

On the above basis, there are seven full size 3G pitches provided in Huntingdonshire across seven sites, all of which are available for community use. There are also six small sided pitches located within the area, of which two are unavailable for community use. A breakdown of the supply is below.

Table 3.2: 3G pitch supply summary

Site ID	Site	Analysis area	Community use?	Pitch size	Surface type	Number of pitches	Sports lighting?
45	Hinchingbrooke School	Huntingdon	Yes	106 x 85m	Medium Pile 3G (55-60mm)	1	Yes
60	Leading Drove (Yaxley FC)	North West	Yes	100 x 60m	Medium Pile 3G (55-60mm)	1	Yes
73	One Leisure Ramsey	North East	Yes	100 x 60m	Medium Pile 3G (55-60mm)	1	Yes
74	One Leisure St Ives Outdoor	St. Ives	Yes	100 x 60m	Medium Pile 3G (55-60mm)	1	Yes
75	One Leisure St Neots	St. Neots	Yes	101 x 65m	Long Pile 3G (65mm) with shock pad	1	Yes
96	St Ives Town Football Club	St. Ives	Yes	105 x 70m	Medium Pile 3G (55-60mm)	1	Yes
101	St Neots Town Football Club	St. Neots	Yes	107 x 69m	Medium Pile 3G (55-60mm)	1	Yes
5	Alconbury Sports and Social Club	West	Yes	40 x 20m	Medium Pile 3G (55-60mm)	1	Yes
46	HMP Littlehey	West	No	60 x 40m	Medium Pile 3G (55-60mm)	2	No
66	Middletons Road Recreational Ground	North West	Yes	50 x 37m	Medium Pile 3G (55-60mm)	1	Yes
72	One Leisure Huntingdon	Huntingdon	Yes	37 x 24m	Medium Pile 3G (55-60mm)	2	Yes

Except for the two small sided 3G pitches at HMP Littlehey, all pitches are available for community use and provide opportunities for local sports club to train and play competitive matches.

Future provision

The Huntingdonshire LFFP identifies five full size 3G pitch projects and one small sided 3G pitch project with the aim of satisfying midweek training demand for all football clubs in Huntingdonshire. Of these six projects, one has recently been completed at St Ives Town Football Club.

HUNTINGDONSHIRE DISTRICT COUNCIL

PLAYING PITCH & OUTDOOR SPORTS ASSESSMENT REPORT

One of these projects is the potential conversion of an existing small sided hockey suitable AGP. This is based at One Leisure St Neots and it's suitability for conversion will be determined in the Artificial Grass Pitches section of this report.

The LFFP analysis is less detailed than that of the PPOSS and therefore the broad geographical remit of the LFFP does not align to the specific analysis area breakdown used within the PPOSS.

Given that the LFFP is a live document informed by an up-to-date PPOSS, the LFFP may need to be re-assessed following the findings and recommendations of this study. Any significant changes in demand since the LFFP was produced is likely to result in 3G pitch shortfalls increasing or decreasing, as determined later in this section of the report, meaning additions or alterations may be required. The potential projects in the LFFP are listed overleaf.

- ◀ Potential Huntingdonshire LFFP projects:
 - ◀ Alconbury Weald Development
 - ◀ The David Wilson Homes Ground (Godmanchester Rovers/Town FC)
 - ◀ One Leisure St Neots (small sided 7v7 size)
 - ◀ Huntingdon Area (Huntingdon Town Council and Huntingdon Town FC proposed operators of sports village site within the Huntingdon Area)
 - ◀ Academy Leisure Sawtry

Of the above projects, two at The David Wilson Homes Ground and Academy Leisure Sawtry are currently being progressed.

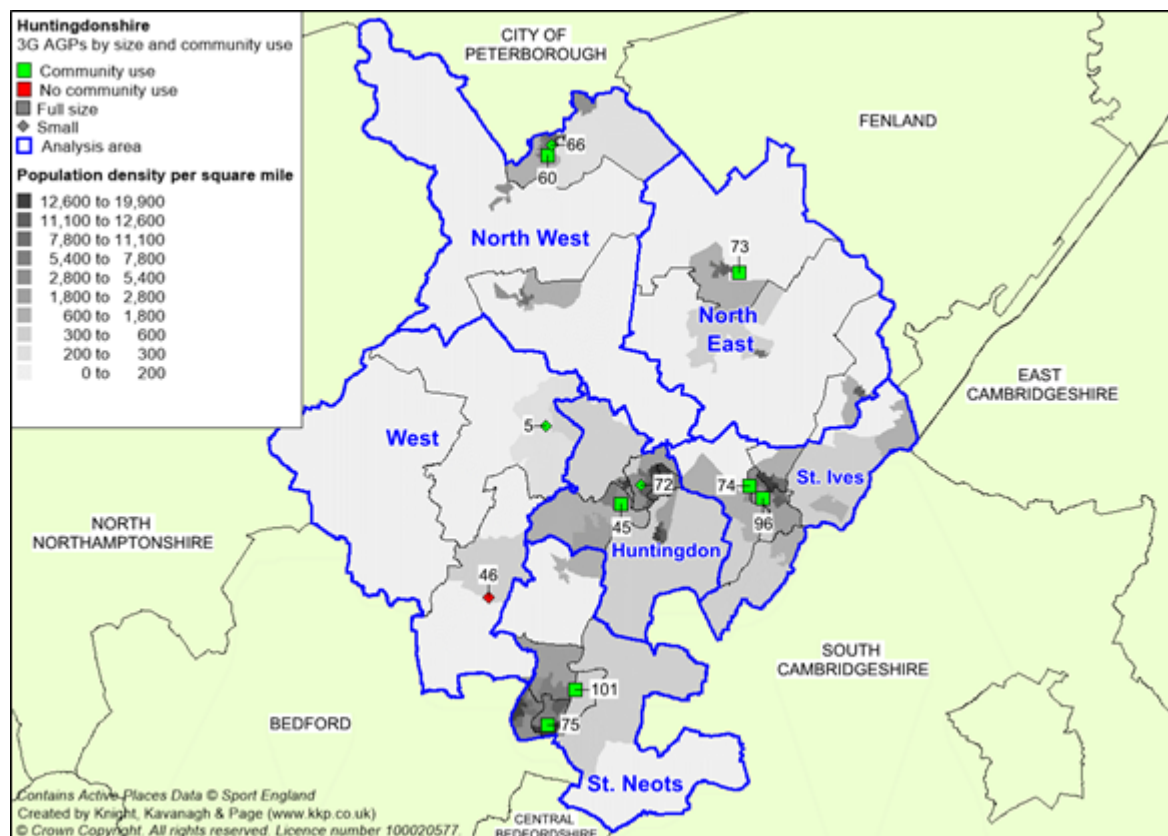
Alconbury Weald

As part of the Alconbury Weald development it is proposed and agreed that an artificial grass pitch will be developed as part of the secondary school development. At present it has not been agreed whether this surface will be an 3G pitch or a hockey suitable AGP. It should also be noted that as stated above the FF also identified Alconbury Weald as a site for a new built 3G pitch with sports lighting as part of the LFFP.

Figure 3.1 overleaf identifies all 3G pitches servicing Huntingdonshire. For a key to the map, see Table 3.2.

HUNTINGDONSHIRE DISTRICT COUNCIL PLAYING PITCH & OUTDOOR SPORTS ASSESSMENT REPORT

Figure 3.1: Location of 3G pitches servicing Huntingdonshire



FA Pitch Register

In order for competitive matches to be played on 3G pitches, the pitch should be FIFA or IMS tested and approved and added to the FA Pitch Register, which can be found at:

Table 3.3: 3G pitch supply summary

Site ID	Site	Pitch type	Accreditation type	Test expiry
45	Hinchingbrooke School	Full size	FA Approved (Expiring soon)	31/05/2023
60	Leading Drove (Yaxley FC)	Full size	FIFA Approved (Expiring soon)	31/05/2023
73	One Leisure Ramsey	Full size	FIFA Approved	31/05/2025
74	One Leisure St Ives Outdoor	Full size	FA Approved	31/05/2024
75	One Leisure St Neots	Full size	FIFA Approved	31/05/2025
96	St Ives Town Football Club	Full size	FIFA Approved (Expiring soon)	31/05/2023
101	St Neots Town Football Club	Full size	FA Approved	31/05/2025

Of the existing stock of pitches which offer community use, all are on the FA Register for match play. However, it should be noted that three of the seven 3G pitches (Hinchingbrooke School, Leading Drove and St Ives Town Football Club) are nearing the end of their accreditation, with both expiring at the end of May 2023. These pitches need to be tested and re-registered on the FA Pitch Register prior to accommodating formal match play.

HUNTINGDONSHIRE DISTRICT COUNCIL

PLAYING PITCH & OUTDOOR SPORTS ASSESSMENT REPORT

Management

Of the seven full size 3G pitches available for community use, the District Council and individual sports clubs manage three pitches each, whilst the remaining pitch at Hinchingsbrooke School is managed inhouse by the School.

World Rugby compliant pitches

To enable 3G pitches to host competitive rugby union matches or contact training sessions, World Rugby has developed the Rugby Turf Performance Specification. This is to ensure that the surfaces replicate the playing qualities of good quality grass pitches, provide a playing environment that will not increase the risk of injury and are of an adequate durability.

The specification includes a rigorous test programme that assesses ball/surface interaction and player/surface interaction and has been modified to align the standard with that of FIFA. Any 3G pitch used for any form of competitive rugby must comply with this specification and must be tested every two years to retain compliance.

The 3G pitch at One Leisure St Neots has a WR compliant shockpad and has been tested and on the WR Reg 22 register. Therefore, the pitch is able to support contact rugby union activity.

Quality

Depending on use, it is considered that the carpet of an AGP usually lasts for approximately ten years and it is the age of the surface, combined with maintenance levels, which most commonly affects quality. It is therefore recommended that sinking funds be put into place by providers to enable long-term sustainability, ongoing repairs and future refurbishment beyond this period.

Taking the above into account, the quality of third generation artificial grass pitches across Huntingdonshire have been assessed via a combination of site visits (using non-technical assessments as determined by the FA) and user consultation to reach and apply an agreed rating as follows:

- ◀ Good
- ◀ Standard
- ◀ Poor

The percentage parameters used for the non-technical assessments were as follows; Good (>80%), Standard (60-79%), Poor (<60%). The quality ratings assigned to the sites also consider the user quality ratings gathered from consultation.

In Huntingdonshire there are five (71%) full size pitches rated as good quality and two (29%) full sized pitches rated as standard, no full size 3G pitches in the District are rated as poor quality, all full sized pitches are available for community use. All six of the small sized 3G pitches are rated as standard quality, two of which located at HMP Littlehey are unavailable for community use.

The table below outlines the quality of all 3G pitches within the District.

HUNTINGDONSHIRE DISTRICT COUNCIL

PLAYING PITCH & OUTDOOR SPORTS ASSESSMENT REPORT

Table 3.4: Age and quality of 3G pitches in Huntingdonshire

Site ID	Site	Management	Number of pitches	Year installed (resurfaced)	Quality
45	Hinchingbrooke School	Education	1	1995 (2019)	Standard
60	Leading Drove (Yaxley FC)	Sports club	1	2016	Good
73	One Leisure Ramsey	District Council	1	2021	Good
74	One Leisure St Ives Outdoor	District Council	1	2011	Standard
75	One Leisure St Neots	District Council	1	2020	Good
96	St Ives Town Football Club	Sports club	1	2021	Good
101	St Neots Town Football Club	Sports club	1	2008 (2018)	Good
5	Alconbury Sports and Social Club	Community Organisation	1	2009	Standard
46	HMP Littlehey	Private	2	2012	Standard
66	Middletons Road Recreational Ground	Parish Council	1	1992 (2016)	Standard
72	One Leisure Huntingdon	District Council	2	2000 (2009)	Standard

3.3: Demand

The full size 3G pitches currently available for community use in Huntingdonshire are all reported to be operating at or close to capacity at peak times, especially during winter months when grass pitches cannot be used for training or recreational demand (due to a lack of sports lighting). This applies not only to midweek capacity but also to weekend capacity on account of many being FA approved to host competitive matches.

Currently, it is considered that most of the community-based activity on 3G pitches is football related, with just one other sport session identified as utilising artificial provision which is by St Ives RUFC at One Leisure Ramsey, this pitch has no WR compliant shockpad and therefore, the sessions is expected to be a fitness/skills session to take away pressure on the club's pitches during the winter months. Most of the capacity is being taken up by clubs for training and match play purposes, although there is also a strong presence of recreational football activity taking place (e.g., via unaffiliated groups).

Across the Country there are also often small-sided commercial leagues operating on 3G provision. This applies in Huntingdonshire, where Leisure Leagues operate at One Leisure Ramsey, One Leisure St Ives Outdoor and One Leisure St Neots.

HUNTINGDONSHIRE DISTRICT COUNCIL PLAYING PITCH & OUTDOOR SPORTS ASSESSMENT REPORT

Availability and usage of full size 3G pitches

The following table summarises the availability of full size AGPs for community use in Huntingdonshire. In addition, it records the availability of provision within the peak period. Sport England's Facilities Planning Model (FPM) applies an overall peak period for AGPs of 34 hours a week (Monday to Thursday 17:00-21:00; Friday 17:00-19:00; Saturday and Sunday 09:00-17:00). This 34 hour represents the peak period of usage (Midweek for training and Weekend for competitive fixtures).

Table 3.5: Summary of full size 3G pitch availability and use

Site ID	Site name	Analysis area	Sports lighting	Quality ¹³	Total number of hours available for community use during peak period	Affiliated Football usage	Affiliated Rugby usage ¹⁴	Other sports club usage	Informal / Recreational ¹⁵	Spare capacity midweek	Affiliated football usage	Affiliated rugby usage	Other sports club usage	Informal / Recreational ¹²	Spare capacity weekend
45	Hinchingbrooke School	Huntingdon	Yes	Standard	Weekdays: 18 hours Weekends: 16 hours Total: 34 hours	74%	0%	0%	0%	26%	13%	0%	0%	0%	87%
60	Leading Drove (Yaxley FC)	North West	Yes	Good	Weekdays: 18 hours Weekends: 16 hours Total: 34 hours	81%	0%	0%	6%	13%	81%	0%	0%	0%	19%
73	One Leisure Ramsey	North East	Yes	Good	Weekdays: 18 hours Weekends: 16 hours Total: 34 hours	61%	3%	0%	4%	32%	13%	0%	0%	0%	87%
74	One Leisure St Ives Outdoor	St. Ives	Yes	Good	Weekdays: 18 hours Weekends: 16 hours Total: 34 hours	75%	0%	1%	6%	18%	38%	0%	0%	0%	62%
75	One Leisure St Neots	St. Neots	Yes	Standard	Weekdays: 18 hours Weekends: 16 hours Total: 34 hours	65%	0%	0%	10%	25%	13%	0%	0%	0%	87%
96	St Ives Town Football Club	St. Ives	Yes	Good	Weekdays: 18 hours Weekends: 16 hours Total: 34 hours	71%	0%	0%	11%	18%	48%	0%	0%	5%	47%
101	St Neots Town Football Club	St. Neots	Yes	Good	Weekdays: 18 hours Weekends: 16 hours Total: 34 hours	83%	0%	0%	0%	17%	100%	0%	0%	0%	0%

As seen in the table above, the majority of the 3G pitches have spare capacity on weekends. The One Leisure sites and Hinchingbrooke School see little demand for use over the weekends for match play, with most clubs opting for grass pitch use at their respective home sites. It should be noted that although these pitches are considered to have spare capacity on weekends, all sites reported that during winter a number of clubs make last minute bookings if and when grass pitches become unusable due to weather conditions.

Spare capacity summary

Through consultation with pitch providers it is reported that during the week, most pitches have limited spare capacity between the hours of 6pm-9pm Monday-Thursday and 6pm-7pm on Fridays. They suggest the majority of pitches spare capacity falls within the 5pm-6pm time slots throughout the week. These timeslots are generally considered to be unattractive and go unused due to close proximity to players and parents of junior players finishing work around this time. Therefore, when clubs come to book training sessions the 5pm-6pm timeslot is not a chosen timeslot and therefore is very rarely booked.

On weekends there is very little use of 3G pitches outside of club environments. St Neots Town FC make use of its 3G pitch at its home site for junior matches throughout both Saturday and Sunday, whilst due to cost difference between grass and 3G pitches, clubs choose to make use of grass pitches instead of accessing the One Leisure and School sites. However, it should be noted that when weather determines a number of clubs make last minute bookings to allow for fixtures to be fulfilled when grass pitches are unplayable.

¹³ Quality is assessed via a combination of non-technical assessments carried out by KKP but also take account of user views and opinions.

¹⁵ Recreation usage includes demand from leisure football leagues, Active Communities and other similar organisations.

HUNTINGDONSHIRE DISTRICT COUNCIL

PLAYING PITCH & OUTDOOR SPORTS STRATEGY

Football

The FA considers high quality 3G pitches as an essential tool in promoting coach and player development. The pitches can support intensive use and as such are great assets for football use. Primarily, such facilities have been installed for social use and training, however, they are increasingly used for competition, which The FA wholly supports.

Training demand

Getting access to good quality, affordable training facilities is a problem for many clubs throughout the country. In the winter months, midweek training is only possible at facilities with sports lighting, with 3G provision preferred by the FA and most clubs.

In Huntingdonshire, 62% of clubs that responded to consultation explicitly report that they require additional access to 3G provision, which represents a high proportion of unmet demand, representing a total of 261 teams. Some of these are training on 3G pitches but do not have capacity for all of their teams, or do not have access at preferred times. Others are not training on 3G pitches at all and are instead using sand-based pitches or indoor sports halls despite these not being their preferred surfaces.

Table 3.6: Unmet demand for 3G pitches (training purposes)

Club	Number of teams	Analysis Area	Need for more/better training facilities
Eunice Huntingdon FC	5	Huntingdon	✓
Godmanchester Rovers FC	4	Huntingdon	✓
Godmanchester Rovers Youth FC	17	Huntingdon	✓
Godmanchester Town Youth FC	15	Huntingdon	✓
Huntingdon Girls FC	4	Huntingdon	✓
Huntingdon Town FC	7	Huntingdon	✓
Huntingdon Town Rowdies FC	12	Huntingdon	✓
Total number of teams	64	-	-
Ramsey Colts FD	18	North East	✓
Warboy Colts FC	7	North East	✓
Warboys Town FC	2	North East	✓
Total number of teams	27	-	-
Sawtry Colts FC	14	North West	✓
Sawtry FC	2	North West	✓
Yaxley Falcons FC	3	North West	✓
Total number of teams	19	-	-
Fenstanton FC	2	St Ives	✓
Fenstanton Youth FC	10	St Ives	✓
Hemingford Colts FC	7	St Ives	✓
Houghton & Wyton FC	4	St Ives	✓
Needingworth United FC	1	St Ives	✓
St Ives Rangers Colts FC	33	St Ives	✓
St Ives Rangers FC	2	St Ives	✓

HUNTINGDONSHIRE DISTRICT COUNCIL PLAYING PITCH & OUTDOOR SPORTS STRATEGY

Club	Number of teams	Analysis Area	Need for more/better training facilities
Total number of teams	59	-	-
Buckden JFC	14	St Neots	✓
Eaton Socon FC	5	St Neots	✓
Eynesbury Rovers FC	4	St Neots	✓
Eynesbury Rovers Youth FC	15	St Neots	✓
Eynesbury United FC	1	St Neots	✓
Great Paxton Colts FC	3	St Neots	✓
Little Paxton Colts FC	3	St Neots	✓
Priory Parkside Colts FC	17	St Neots	✓
St Neots Town FC	14	St Neots	✓
St Neots Town Youth FC	13	St Neots	✓
Total number of teams	89	-	-
Kimbolton Town Colts FC	3	West	✓
Total number of teams	3	-	-

The FA's long-term ambition is to provide every affiliated team in England the opportunity to train once per week on a 3G surface with sports lighting, together with priority access for every English Accredited Club through a partnership agreement. As such, it has established a model to calculate the required number of pitches to meet demand, with one full size pitch being required to service every 38 teams within a local authority. This is based on peak time access being Tuesday, Wednesday and Thursday evenings (Mondays and Fridays are discounted as it is considered that teams do not want to train in such close proximity to a weekend match, and it also allows for other forms of access such as for commercial leagues and recreational play).

Using the above and based on 380 currently playing on football pitches in Huntingdonshire, there is a potential need for ten full size 3G pitches. As such this results in an overall shortfall of three full size 3G pitches.

Table 3.7: Current training demand for 3G pitches in Huntingdonshire (based on 38 teams per pitch)

Current number of teams	3G requirement	Current number of 3G pitches	Current shortfall
380	10	7	3

When considering future demand for an additional 34 teams (based on future demand expressed by clubs), there is demand for 11 full size pitches, which increases the shortfall of 3G pitches further to four full size 3G pitches.

Table 3.8: Future training demand for 3G pitches in Huntingdonshire (based on 38 teams per pitch)

Future number of teams	3G requirement	Current number of 3G pitches	Future shortfall
414	11 (10.89)	7	4

Alternatively, the tables below consider the number of 3G pitches required if every team was to remain training within the respective analysis area that they play in.

HUNTINGDONSHIRE DISTRICT COUNCIL PLAYING PITCH & OUTDOOR SPORTS STRATEGY

This not only identifies where the needs exist across Huntingdonshire, but it can also be used to guide which areas should be targeted for new provision.

Table 3.9: Current demand for full size 3G pitch equivalents for affiliated football team training – Huntingdonshire based teams

Analysis area	Current number of teams	Current requirement	Current number of available full size 3G pitches	Current shortfall
Huntingdon	86	2 (2.26)	1	1
North East	38	1	1	-
North West	53	1 (1.39)	1	-
St. Ives	93	2 (2.45)	2	-
St. Neots	101	3 (2.66)	2	1
West	9	0 (0.23)	0	-
Total	380	9	7	2

This shows that there is a shortfall within the Huntingdon, St Ives and the St Neots analysis areas, whereas demand is being met in the North East, North West, St Ives and West analysis areas.

When accounting for future demand, the potential shortfalls are projected to increase in the Huntingdon Analysis Area, whilst a new shortfall becomes evident in the St Ives Analysis Area. Demand remains satisfied in the North East, North West and West analysis areas.

Table 3.10: Future demand for 3G pitches for affiliated football team training – Huntingdonshire based teams

Analysis area	Future number of teams	Future requirement	Future number of available full size 3G pitches	Future shortfall
Huntingdon	98	3 (2.58)	1	2
North East	41	1 (1.07)	1	-
North West	53	1 (1.39)	1	-
St. Ives	101	3 (2.66)	2	1
St. Neots	107	3 (2.82)	2	1
West	14	0 (0.37)	0	-
Total	414	11	7	4

When considering future demand, the overall shortfall increases to a total shortfall of four full size pitch equivalents.

Football match play demand

Improving grass pitch quality is one way to increase the capacity at sites but given the cost of doing such work and the continued maintenance required (and associated costs), alternatives need to be considered that can offer a more sustainable model for the future of football. The substitute to grass pitches is the use of 3G pitches for competitive matches, providing that the pitch is FA approved, has sports lighting, is available for community use during the peak period and the location does not have an impact on other pitch sports.

The forthcoming Strategy & Action Plan will explore scenarios for the 3G pitch requirement for competitive match play with a focus on accommodating both mini and youth football.

HUNTINGDONSHIRE DISTRICT COUNCIL

PLAYING PITCH & OUTDOOR SPORTS STRATEGY

Rugby union

As mentioned previously, there is only one WR compliant 3G pitch within Huntingdonshire at One Leisure St Neots. As the pitch is not large enough nor marked for senior rugby union, the pitch is only able to support contact rugby union training or match play for mini teams.

At present the only known use of a 3G pitch for rugby union is at One Leisure Ramsey. St Ives RUFC access the pitch for an hour during the week to protect its grass pitches and training area. The pitch is non WR compliant and there no contact rugby union training should be taking place.

Other sports

No other sports clubs/users are presently identified as accessing the existing stock of 3G pitches in Huntingdonshire (outside of some school activity). Furthermore, with limited demand identified in the Authority, and with limited presence of other relevant sports, no demand for access has been uncovered.

3.4: Conclusion

In conclusion, there is an insufficient supply of full size 3G pitches to meet current and anticipated future football training demand based on the FA training model. As such, it is determined that an increase in provision is required, with future provision best placed in the Huntingdon, St Ives and St Neots analysis areas.

In total, the current shortfall equates to a need to develop an additional two full size 3G pitch equivalents. As already mentioned, there are plans to build a new 3G pitch at The David Wilson Homes Ground (Huntingdon) which would satisfy current local demand within the Huntingdon Analysis Area. In addition, the LFFP also identifies an additional 3G within the Huntingdon Analysis Area with Huntingdon Town Council and Huntingdon Town FC managing a sports village site, this development would satisfy both current and future demand within the Huntingdon Analysis Area.

The locations to which additional 3G pitches are required within the St Neots and St Ives analysis areas will be explored in the following Stage D: Strategy and Action Plan Report.

To ensure the current supply and any future supply is of a good enough standard to accommodate demand, providers are encouraged to put sinking funds in place to ensure long-term sustainability. This will allow for re-surfacing to take place when required and will ensure that FA certification remains in place.

HUNTINGDONSHIRE DISTRICT COUNCIL

PLAYING PITCH & OUTDOOR SPORTS STRATEGY

Summary- 3G pitches

- ◀ **There is insufficient supply of full size 3G pitches to meet current and anticipated future demand in Huntingdonshire based on the FA training scenario for football.**
- ◀ **There is a quantitative shortfall and additional two full size 3G pitches are required.**

Supply

- ◀ There are currently seven full size 3G pitches provided in Huntingdonshire across seven sites, all of which are available for community use.
- ◀ There are also six small sided pitches located within the area, of which two are unavailable for community use.
- ◀ All 3G pitches are FA or FIFA registered and permitted for use for football match play.
- ◀ Of the existing stock of full size 3G pitches which offer community use, all are on the FA Register for match play. However, it should be noted that two of the seven 3G pitches (Leading Drove and St Ives Town Football Club) are nearing the end of their accreditation, with all expiring at the end of May 2023.
- ◀ There is a good level of accessibility within the peak period and no identified restrictions on availability other than capacity.

Quality

- ◀ In Huntingdonshire there are five (71%) full size pitches rated as good quality and two (29%) full sized pitches rated as standard, no full size 3G pitches in the District are rated as poor quality. All six of the small sized 3G pitches are rated as standard quality.

Demand and capacity

- ◀ The FA training ratio estimates that there is a theoretical requirement for at least two additional new 3G pitches with sports lighting for affiliated football to meet current demand, increasing to a potential need for four in future.
- ◀ The demand for additional new 3G pitch provision with sports lighting is split between the Huntingdon and St Neots analysis areas with a requirement for one pitch in each.

HUNTINGDONSHIRE DISTRICT COUNCIL PLAYING PITCH & OUTDOOR SPORTS STRATEGY

PART 4: CRICKET PITCHES

4.1: Introduction

Cricket East (CE) serves as the main governing and representative body for cricket across Huntingdonshire. Working closely with the England and Wales Cricket Board (ECB), it is responsible for the management and development of every form of recreational cricket for men, women and children within the District. It is currently working with the ECB on delivering its Inspiring Generations Strategy which has been live since 2020.

Consultation

There are 20 cricket clubs playing in Huntingdonshire. Through survey responses, a total club response rate of 80% has been achieved as shown below.

Table 4.1: Summary of cricket club consultation

Club name	Response
Alconbury CC	Yes
Bluntisham CC	Yes
Brampton CC	No
Buckden CC	Yes
Eaton Socon CC	Yes
Falcon XI CC	Yes
Godmanchester Town CC	Yes
Hemingford Park CC	No
Holme CC	No
Houghton and Wyton CC	Yes
Huntingdon & District CC	Yes
Kimbolton CC	Yes
LGR XI CC	Yes
Little Paxton CC	Yes
Needingworth CC	No
Ramsey CC	Yes
Sawtry CC	Yes
St Ives & Warboys CC	Yes
Upwood CC	Yes
Waresley CC	Yes

County Facilities Strategy (CFS)

In 2022, to build upon the ECB's Inspiring Generations Strategy, the ECB has started the process of producing County Facilities Strategies (CFS). A CFS will be produced by each individual county cricket board and will be unique to its geographical area as well as being diverse in its representation.

The CFS will be a 'long-term' plan with county boards ensuring the Strategy provides a ten-year view of facility needs. Like a PPS, the county cricket boards will establish key stakeholders (clubs, leagues, county sports partnerships, county pitch advisors & Sport England etc) within its locality to consult during the development of the Strategy.

Each county cricket board will utilise up to date PPS within its locality to support the development of the CFS, utilising the PPS findings as a 'high-quality' evidence base.

HUNTINGDONSHIRE DISTRICT COUNCIL

PLAYING PITCH & OUTDOOR SPORTS STRATEGY

The CFS will look at a range of facilities which support cricket across its region, with the ECB setting out guidelines to ensure that the following facilities are considered throughout the development of the CFS:

Types of facility

- ◀ “Traditional” outdoor facilities
 - ◀ Pitches and Outfields
 - ◀ Pavilions
 - ◀ Practice

- ◀ “Non-traditional” facilities
 - ◀ Multi Use Games Areas
 - ◀ Tapeball/softball spaces
 - ◀ Courts or cages

- ◀ Indoor facilities
 - ◀ Practice (multi use halls)
 - ◀ Performance (cricket specific)
 - ◀ Matchplay (6 or 8 a side)

Each CFS will be used to shape investment decisions and priorities, particularly how each county cricket board will use the devolved budget within the County Grants Fund and prioritise larger scale strategic projects.

Notwithstanding the above, it is important to recognise that the CFS is an investment portfolio of priority projects for potential investment; it is not a detailed supply and demand analysis of all pitch provision in a local area. Consequently, it cannot be used in place of a PPS and is not an accepted evidence base for development proposals that need to be judged against the NPPF and Sport England’s Playing Field Policy.

4.2: Supply

There are 21 grass wicket squares in Huntingdonshire located across 20 sites, of which, 19 are available for community use.

The St Ives analysis areas have the most available natural turf provision with five squares (26%), the North East and Huntingdon analysis areas each have four squares (21%), whilst the St Neots Analysis Area has three (16%) available squares. The West Analysis Area has two (11%) community available squares with the North West Analysis Area having the least amount of available provision with one square (6%).

Non-turf pitches (NTPs)

The ECB highlights that non-turf pitches (NTPs) which follow its TS6 guidance on performance standards are suitable for high level, senior play and are considered to have carrying capacity of 60 match equivalent sessions per season, although this may include training sessions via the use of mobile nets.

However, not all local leagues permit use of NTPs for match play and nationally those which do typically allow use for lower level of competition or within lower divisions.

In Huntingdonshire, there is seven NTPs which accompanies a grass wicket square, as well as 12 standalone NTPs.

HUNTINGDONSHIRE DISTRICT COUNCIL

PLAYING PITCH & OUTDOOR SPORTS STRATEGY

Table 4.2: Summary of NTPs in Huntingdonshire

Site ID	Site name	Available for community use?	Analysis area	Number of NTPs	Position
1	Abbey College	No	North East	1	Standalone
4	Alconbury Weald Cricket Pitch	Yes	Huntingdon	1	Square
5	Alconbury Sports and Social Club	Yes	West	1	Square
7	Brampton Memorial Playing Field	Yes	Huntingdon	1	Square
25	Ernulf Academy	No	St. Neots	1	Standalone
45	Hinchingbrooke School	No	Huntingdon	2	Standalone
49	Houghton and Wyton Playing Field	Yes	St. Ives	1	Square
55	Kimbolton Prep School	No	West	2	Standalone
56	Kimbolton School	No	West	1	Standalone
64	Longsands Academy	No	St. Neots	1	Standalone
66	Middletons Road Recreational Ground	Yes	North West	1	Standalone
67	Mill Field	Yes	St. Ives	1	Square
79	Queen Elizabeth II Recreation Ground (Little Paxton)	Yes	St. Neots	1	Standalone
85	Ramsey Cricket Club	Yes	North East	1	Square
97	St Ivo Academy	No	St. Ives	1	Standalone
102	St Peters School	No	Huntingdon	1	Standalone
114	Warboys Sports Field	Yes	North East	1	Square

Ball strike

Where there is either new cricket provision being put in place, or more commonly a development which may prejudice the use of the cricket facility, there is a requirement for a full ball strike risk assessment to be undertaken and appropriate mitigation put in place as part of the development. As such, the ECB recommends that the clubs and organisations seek to have a ball strike risk assessment undertaken; further information can be provided by the ECB.

It has been highlighted by HDC and CE that the grass square at Alconbury Weald Cricket Pitch has issues with ballstrike. A ballstrike assessment was undertaken by Labosport which has identified that of the nine wickets, only seven are appropriate for senior cricket. Both end wickets fall within ballstrike restrictions and therefore can only cater for junior cricket demand. At present this has not been an issue as only junior cricket has taken place in 2022, however with Sawtry CC currently undergoing an asset transfer, it is planned that senior cricket will take place onsite in 2023.

Disused sites

Yelling Cricket Club is currently a disused site. Yelling CC has not competed in the 2022 cricket season, having been active in 2021 playing home matches at Yelling Cricket Club. The site accommodates a six wicket grass square. The Club has not competed in 2022, with players travelling to other nearby clubs to take part in cricket activity. The Club has made no statements around re-instating cricket.

HUNTINGDONSHIRE DISTRICT COUNCIL PLAYING PITCH & OUTDOOR SPORTS STRATEGY

Disused provision

Abbots Ripton Cricket Club previously accommodated a seven wicket grass square. Abbots Ripton CC left the site and has now merged with Hemingford Park CC and play at Hemingford Pavilion. The square is still protected onsite, however, there is currently no demand for its use. The site is still actively used for football and therefore the site is not disused.

Similarly, Millennium Sports Pavilion (Somersham) has previously accommodated a grass wicket square consisting of nine wickets. The site is still utilised for football but has not been used for cricket since 2017.

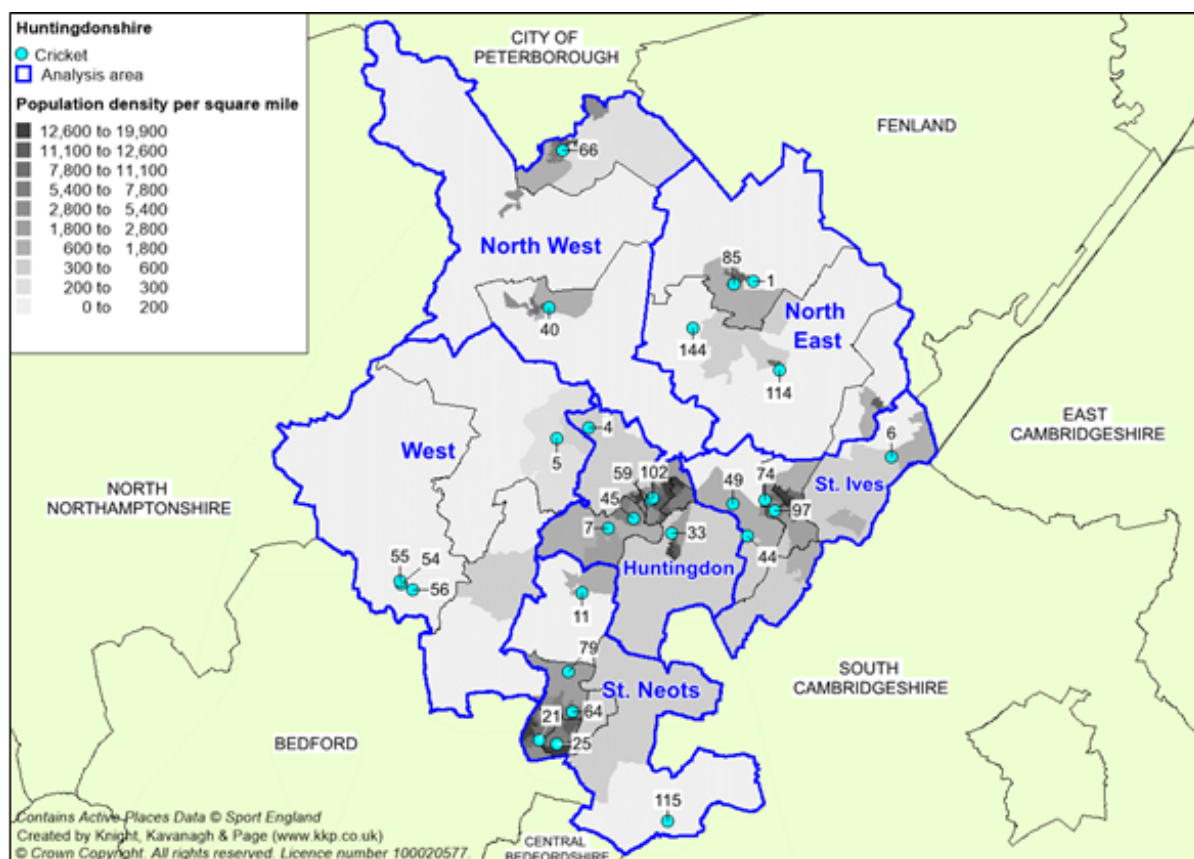
Fenstanton Football Club previously had a six wicket grass square onsite. However, the pitch has not been in use since *circa* 2008 and is now marked for football and used actively by Fenstanton FC.

In addition, there also used to be an additional grass wicket square which consisted of eight grass wickets. The square was maintained onsite until *circa* 2018. Elton Cricket Club previously accommodated a six wicket grass cricket square, satellite evidence suggests that the site ceased maintenance between 2009-2016.

Great Staughton Playing Fields and Grafham Recreation Ground both previously accommodated five wicket squares. However, the sites have not be maintained nor used for cricket since 2017.

The map below shows the location of all cricket squares currently servicing Huntingdonshire. For a key to the map, see Table 4.4.

Figure 4.1: Summary of grass cricket squares in Huntingdonshire



HUNTINGDONSHIRE DISTRICT COUNCIL

PLAYING PITCH & OUTDOOR SPORTS STRATEGY

Security of tenure

A site is considered to offer unsecure tenure if access to the cricket provision onsite is not guaranteed to be retained over the next three years. The table below identifies tenure arrangements for all affiliated clubs.

Most clubs in Huntingdonshire are considered to have secure tenure at their home venues through either ownership (four clubs), long-term leasehold (four clubs), annual rent agreements from HDC/Parish Council (three clubs) and Sports Field Trusts (three clubs) or Pending asset transfer (one club). There are currently three unknown agreements at Brampton Memorial Playing Field (Brampton CC), Mill Field (Needlingworth CC) and Hemingford Pavilion (Hemingford Park CC) due to no response to club survey.

Table 4.3: Summary of known security of tenure for Huntingdonshire cricket clubs

Site ID	Site	Analysis area	Club/league	Arrangement	Tenure
4	Alconbury Weald Cricket Pitch	Huntingdon	Sawtry CC	Pending Asset Transfer	Secure
5	Alconbury Sports and Social Club	West	Alconbury CC	Freehold	Secure
6	Bluntisham Village Hall & Recreation Ground	St. Ives	Bluntisham CC	Annual Rent Agreement from Parish Council	Secure
11	Buckden Recreation Ground	St. Neots	Buckden CC	Annual Rent Agreement from Village Hall Trust	Secure
21	Eaton Socon Cricket Club	St. Neots	Eaton Socon CC	Freehold	Secure
33	Godmanchester Town Cricket Club	Huntingdon	Godmanchester Town CC	Long term lease agreement	Secure
40	Greenfields	North West	Sawtry CC	Rented from Sports Association	Secure
49	Houghton and Wyton Playing Field	St. Ives	Houghton & Wyton CC	Annual Rent Agreement from Parish Council	Secure
54	Kimbolton Cricket Club	West	Kimbolton CC	Freehold	Secure
59	King George V Playing Fields (St Peters Road)	Huntingdon	Huntingdon & District CC	Long term lease agreement	Secure
74	One Leisure St Ives Outdoor	St. Ives	St Ives & Warboys CC	Rented from One Leisure (Huntingdonshire District Council)	Secure
85	Ramsey Cricket Club	North East	Ramsey CC	Freehold	Secure
114	Warboys Sports Field	North East	St Ives & Warboys CC	Rented from Sports Fields Trust	Secure
115	Waresley Cricket Club	St. Neots	Waresley CC	Long term lease agreement	Secure
144	Upwood Cricket Club	North East	Upwood CC	Long term lease agreement	Secure

HUNTINGDONSHIRE DISTRICT COUNCIL

PLAYING PITCH & OUTDOOR SPORTS STRATEGY

Pitch quality

The quality of cricket pitches has been rated via a combination of site visits (using non-technical assessments¹⁶ as determined by the ECB) and user consultation to reach and apply an agreed rating as follows:

- ◀ Good
- ◀ Standard
- ◀ Poor

The percentage parameters used for the non-technical assessments were as follows; Good (>80%), Standard (50-79%), Poor (<49%).

Maintaining high pitch quality is the most important aspect of cricket; if the wicket is poor, it can affect the quality of the game and can, in some instances, become dangerous. As an example, if a square is poor quality, a ball can bounce erratically on a wicket and become a danger to nearby players.

All grass cricket squares within Huntingdonshire receive a quality rating based on a combination of non-technical assessments and club consultation. Of the 19 squares available for community use, ten squares are rated as standard quality and nine squares are rated as good quality, there are no poor quality available squares in the District.

Table 4.4: Quality ratings for grass wicket squares (all pitches)

Site ID	Site	Analysis area	Availability for community use?	No. of squares	Square quality
4	Alconbury Weald Cricket Pitch	Huntingdon	Yes	1	Standard
5	Alconbury Sports and Social Club	West	Yes	1	Standard
6	Bluntisham Village Hall & Recreation Ground	St. Ives	Yes	1	Good
7	Brampton Memorial Playing Field	Huntingdon	Yes	1	Standard
11	Buckden Recreation Ground	St. Neots	Yes	1	Standard
21	Eaton Socon Cricket Club	St. Neots	Yes	1	Good
33	Godmanchester Town Cricket Club	Huntingdon	Yes	1	Good
40	Greenfields	North West	Yes	1	Standard
44	Hemingford Pavilion	St. Ives	Yes	1	Standard
49	Houghton and Wyton Playing Field	St. Ives	Yes	1	Standard
54	Kimbolton Cricket Club	West	Yes	1	Good
55	Kimbolton Prep School	West	No	1	Good
56	Kimbolton School	West	No	1	Good
59	King George V Playing Fields (St Peters Road)	Huntingdon	Yes	1	Standard
67	Mill Field	St. Ives	Yes	1	Standard
74	One Leisure St Ives Outdoor	St. Ives	Yes	1	Good

¹⁶ See Appendix Two for non-technical assessment criteria for cricket squares

HUNTINGDONSHIRE DISTRICT COUNCIL

PLAYING PITCH & OUTDOOR SPORTS STRATEGY

Site ID	Site	Analysis area	Availability for community use?	No. of squares	Square quality
85	Ramsey Cricket Club	North East	Yes	1	Good
114	Warboys Sports Field	North East	Yes	1	Good
115	Waresley Cricket Club	St. Neots	Yes	1	Standard
144	Upwood Cricket Club	North East	Yes	2	Good

At present

Performance Quality Standards

To obtain a full technical assessment of wickets and pitches, the ECB recommends a Performance Quality Standard (PQS) assessment to determine whether a cricket square meets the Performance Quality Standards which are benchmarked by the Grounds Management Association (GMA). There are three categories of measurement that relate to the overall quality of the square: structural quality, presentational quality and playing quality. Once a square has been assessed it is given a quality rating, as shown below.

Table 4.5: Performance Quality Standard assessment ratings

Quality rating	Details
Premier (High)	Where the surface is intended for Premier League play, with those within the top quartile capable of holding national counties and 1st class one day matches. May include some of the better schools and university pitches.
Club (Standard)	A Club pitch suitable for league, school and junior cricket.
Basic	An acceptable level suitable for recreational cricket and where the surface is designed and maintained within tight financial limitations such as local authorities.
Unsuitable	This is where the surface is deemed unfit or unsafe for play.

Clubs can contact the ECB to arrange for a Grounds Management Association (GMA) pitch advisor to undertake a Performance Quality Standard assessment. Clubs can choose from three different reports (comprehensive/mini/verbal) that vary in cost. A fully comprehensive report includes soil testing and guidance on machinery and corrective procedures, a mini report includes guidance on machinery and corrective procedures and a verbal report is a spoken version of a mini report.

Ancillary facilities

The extent of ancillary facilities required differs between times of play. For example, senior teams playing at weekends typically need to access clubhouse and kitchen facilities to provide teas, whereas this is often not required for junior and short format senior matches, where the need is more for access to suitable changing and/or toilet facilities.

Quality and access to required match day and preparatory facilities across the District is varied, with clubs playing at privately managed or sports club sites generally better served than those playing at community managed provision.

Ancillary facility rating is primarily influenced by the type and quality of amenities which are available on a site, such as a clubhouse, changing rooms, showering provision, car parking, dedicated umpire, spectator facilities and boundary fencing. Provision of high quality ancillary facilities is a key aspect of the ECB's Inspiring Generations Strategy, to meet the expectations of the core participation base as well as key growth markets such as women and girls, South Asian and BAME communities and All Stars and Dynamos cricket (detailed later in the section).

HUNTINGDONSHIRE DISTRICT COUNCIL PLAYING PITCH & OUTDOOR SPORTS STRATEGY

The audit of ancillary facilities at available grass pitch cricket sites determines that five squares (26%) are accompanied by good quality provision, seven squares (37%) accompanied by standard quality provision and seven squares (37%) having poor quality supporting ancillary provision.

Table 4.6: Changing room quality (at sites with used natural turf squares)

Site ID	Site	Analysis area	No. of squares	Quality
4	Alconbury Weald Cricket Pitch	Huntingdon	1	Good
5	Alconbury Sports and Social Club	West	1	Standard
6	Bluntisham Village Hall & Recreation Ground	St. Ives	1	Good
7	Brampton Memorial Playing Field	Huntingdon	1	Good
11	Buckden Recreation Ground	St. Neots	1	Poor
21	Eaton Socon Cricket Club	St. Neots	1	Standard
33	Godmanchester Town Cricket Club	Huntingdon	1	Standard
40	Greenfields	North West	1	Poor
44	Hemingford Pavilion	St. Ives	1	Poor
49	Houghton and Wyton Playing Field	St. Ives	1	Standard
54	Kimbolton Cricket Club	West	1	Standard
59	King George V Playing Fields (St Peters Road)	Huntingdon	1	Poor
67	Mill Field	St. Ives	1	Good
74	One Leisure St Ives Outdoor	St. Ives	1	Standard
85	Ramsey Cricket Club	North East	1	Good
114	Warboys Sports Field	North East	1	Poor
115	Waresley Cricket Club	St. Neots	1	Standard
144	Upwood Cricket Club	North East	2	Poor

Sawtry Parish Council is currently overseeing the update of the pavilion at Greenfields. The clubhouse has become out of date in recent years and both the football and cricket sections of the sports club have voiced their concerns. The Parish Council is currently drafting plans for the development, with views to complete the upgrade in the next two years.

Table 4.7: Poor quality changing room comments

Site ID	Site	Comments
11	Buckden Recreation Ground	Buckden CC and Buckden FC aspire to complete a refurbishment of the changing facilities on site.
40	Greenfields	Sawtry Parish Council is currently developing plans for the development of the pavilion onsite, with views to complete the upgrade in the next two years.
44	Hemingford Pavilion	Facilities are outdated and require small scale updates to improve.
59	King George V Playing Fields (St Peters Road)	Huntingdon & District CC reports that all aspects of the ancillary provision onsite is poor quality. There is a need for a full update of the clubhouse/pavilion.
114	Warboys Sports Field	The facilities require an upgrade, due to the changing facilities being too small. The facilities are planned for an upgrade due to Warboys FC requiring to improvements to cater for progression up the NLS.

HUNTINGDONSHIRE DISTRICT COUNCIL PLAYING PITCH & OUTDOOR SPORTS STRATEGY

Site ID	Site	Comments
144	Upwood Cricket Club	Upwood CC reports that the changing room and toilet facilities in clubhouse are of a poor quality, there is a need to make improvements to these to ensure that the quality of facilities is increased.

Training facilities

Access to cricket nets is important, particularly for pre-season/winter training. Clubs access both indoor and outdoor provision before the season commences. During the cricket season, outdoor training provision supplies most of the use.

There are several club/community available sites which do not have dedicated fixed net provision. In this case the club's generally make use of mobile nets, these are used for practice utilising both/either of an NTP or grass practise wickets on the respective squares.

Table 4.8: Summary of current fixed net training facilities

Site ID	Site	Analysis area	Training facility	Quality
6	Bluntisham Village Hall & Recreation Ground	St. Ives	2x lane facility	Good
21	Eaton Socon Cricket Club	St. Neots	2x lane facility	Good
33	Godmanchester Town Cricket Club	Huntingdon	2x lane facility	Standard
39	Great Staughton Playing Fields	West	1x lane facility	Poor
49	Houghton and Wyton Playing Field	St. Ives	2x lane facility	Poor
54	Kimbolton Cricket Club	West	2x lane facility	Standard
59	King George V Playing Fields (St Peters Road)	Huntingdon	2x lane facility	Poor
67	Mill Field	St. Ives	2x lane facility	Standard
74	One Leisure St Ives Outdoor	St. Ives	3x lane facility	Standard
85	Ramsey Cricket Club	North East	2x lane facility	Good
114	Warboys Sports Field	North East	2x lane facility	Standard
115	Waresley Cricket Club	St. Neots	2x lane facility	Standard
144	Upwood Cricket Club	North East	2x lane facility	Good

Houghton & Wyton CC reports that its current fixed net facility at Houghton and Wyton Playing Field is aging having been built in 2003. The Club has submitted a grant application for nets groundwork with investment required in the matting due to the quality due to age and holes which are starting to form due to heavy use.

Kimbolton CC currently has a two net facility of standard quality. It suggests that it has demand for more and aspires to have additional net facilities installed onsite.

In addition, a further seven clubs (St Ives & Warboys CC, Buckden CC, Huntingdon & District CC, Upwood CC, Eaton Socon CC, Little Paxton CC, Falcon XI CC) identified through consultation that they have demand for additional training facilities. However, the seven clubs did not identify exactly what they require, it is likely that facilities such as mobile nets would be required for clubs which already has fixed net facilities.

HUNTINGDONSHIRE DISTRICT COUNCIL PLAYING PITCH & OUTDOOR SPORTS STRATEGY

4.3: Demand

Traditionally, the English cricket season runs between late March and early/mid-September each year. There are 20 cricket clubs playing in affiliated leagues in Huntingdonshire.

Across the 20 clubs there are 109 teams which access pitch provision in Huntingdonshire, made up of 47 senior men's, one senior women's, 60 junior boys' teams and one junior girls' team.

Table 4.9: Summary of number of competitive cricket teams

Club name	Analysis area	Senior men	Senior women	Junior boys	Junior girls
Alconbury CC	West	-	-	3	-
Bluntisham CC	St. Ives	3	-	1	-
Brampton CC	Huntingdon	1	-	-	-
Buckden CC	St. Neots	3	-	1	-
Eaton Socon CC	St. Neots	4	-	6	-
Falcon XI CC	North West	3	-	-	-
Godmanchester Town CC	Huntingdon	3	-	6	-
Hemingford Park CC	St. Ives	2	-	4	-
Holme CC	North West	2	-	-	-
Houghton and Wyton CC	St. Ives	1	-	2	-
Huntingdon & District CC	Huntingdon	3	-	1	-
Kimbolton CC	West	3	-	7	-
LGR XI CC	Huntingdon	1	-	-	-
Little Paxton CC	St. Neots	1	-	3	-
Needingworth CC	St Ives	2	-	-	-
Ramsey CC	North East	3	-	4	-
Sawtry CC	North West	2	-	4	-
St Ives & Warboys CC	North East/St Ives	5	-	6	-
Upwood CC	North East	3	-	6	-
Waresley CC	St. Neots	2	1	6	1
Total		47	1	60	1

The largest club playing in the District is St Ives & Warboys CC which has a total of 11 teams.

Most teams play in St Neots Analysis Area which accommodates 28 teams (26%), whilst the North West Analysis Area accommodates the least number of teams with 10 (9%).

LGR XI CC plays a small number of its home matches at King George V Playing Fields (St Peters Road). It also accesses venues outside of the District in Peterborough for all its other matches throughout the season. The Club is considered nomadic having no permanent home ground. Although when playing within the District the Club is based at King George V Playing Fields (St Peters Road), this site is home for Huntingdon & District CC which accommodates two Saturday teams, which rules out any expansion of teams within the District at this site for LGR XI CC, which currently uses the site on the small number of Saturdays Huntingdon & District CC does not access the site. The Club has recently been in contact with HDC around the potential of the developing an NTP onsite at Sapley Park Playing Fields, this would support

HUNTINGDONSHIRE DISTRICT COUNCIL PLAYING PITCH & OUTDOOR SPORTS STRATEGY

both training and match play. It also suggests that in the future it would aspire to have a grass square onsite.

Table 4.10: Summary of number of competitive cricket teams by analysis area

Analysis area	Senior men's	Senior women's	Junior boys'	Junior girls'	Total
Huntingdon	8	-	7	-	15
North East	9	-	13	-	22
North West	6	-	4	-	10
St. Ives	10	-	10	-	20
St. Neots	10	1	16	1	28
West	4	-	10	-	14
Total	47	1	60	1	109

In addition to affiliated competitive demand, some clubs operate ECB initiatives such as All Stars, Dynamos and Softball cricket as detailed below.

All Stars cricket

In partnership with the ECB and Chance to Shine cricket clubs in Huntingdonshire can register to become an ECB All Stars Cricket Centre. Once registered, a club can deliver the programme which aims to introduce cricket to children aged from five to eight. Subsequently, this may lead to increased interest and demand for junior cricket at clubs. The programme seeks to achieve the following aims:

- ◀ Increase cricket activity for five to eight year olds in the school and club environment.
- ◀ Develop consistency of message in both settings to aid transition.
- ◀ Improve generic movement skills for children, using cricket as the vehicle.
- ◀ Make it easier for new volunteers to support and deliver in the club environment.
- ◀ Use fun small sided games to enthuse new children and volunteers to follow and play the game.

Dynamos cricket

A key development area for the ECB in delivering on the outcomes of 'Inspiring Generations' will be the Dynamos programme for 8-11 year olds which originally aimed to launch in 2020. It plans on building on the significant growth of the All Stars Cricket programme for 5-8 year olds and will develop the pathway to retain juniors progressing from All Stars into Dynamos.

Where All Stars seeks to engage children in cricket activity and learning the skills, Dynamos seeks to engage children in learning how to play, introducing a modified soft ball format as competitive progression with a view to eventual transition through to hardball cricket. The programme will be strongly linked to The Hundred.

Softball cricket

Softball is an ECB initiative aimed at women and girls to increase participation in cricket as a sport. The aim of softball cricket sections is enjoyment and participation, without pads, a hardball, a heavy bat and limited rules. Sessions are played on the outfield and follow a festival format with each session running for a maximum of two and half hours, shorter than traditional formats. Huntingdonshire CC reports running women's softball cricket.

HUNTINGDONSHIRE DISTRICT COUNCIL

PLAYING PITCH & OUTDOOR SPORTS STRATEGY

Summary

It should be noted that All Stars, Dynamos and Softball cricket generally takes place on the cricket outfields rather than the actual squares. Although this does not impact the carrying capacity of the square it does influence the accessibility of the squares as whilst the outfield is in use the main square cannot be used to accommodate fixtures. Therefore, this may limit the potential spare capacity whilst these activities are taking place, generally on midweek evenings or Sunday mornings.

The table below summarises sites and clubs which are involved in All Stars and Dynamos and the participation figures for 2022.

Table 4.11: Summary of Huntingdonshire All Stars and Dynamos participation

Site ID	Site	Analysis area	Club/organisation	All Stars	2022 sign ups	Dynamos	2022 sign ups
6	Bluntisham Village Hall & Recreation Ground	St. Ives	Bluntisham CC	✓	25	-	0
21	Eaton Socon Cricket Club	St. Neots	Eaton Socon CC	✓	40	-	0
33	Godmanchester Town Cricket Club	Huntingdon	Godmanchester Town CC	✓	32	✓	32
40	Greenfields	North West	Sawtry CC	✓	<i>Unknown</i>	-	0
49	Houghton and Wyton Playing Field	St Ives	Houghton & Wyton CC	✓	33	✓	33
54	Kimbolton Cricket Club	West	Kimbolton CC	✓	40	✓	20
79	Queen Elizabeth II Recreation Ground (Little Paxton)	St Neots	Little Paxton CC	✓	15	-	0
114	Warboys Sports Field	North East	St Ives & Warboys CC	✓	20	-	0
115	Waresley Cricket Club	St Neots	Waresley CC	✓	40	-	0
-	-	-	Totals	All Stars	245	Dynamos	85

Additional users

In addition to club demand, Huntingdonshire CCC (men's & women's), Huntingdonshire Cricket Board Age Groups and Cambridgeshire & Huntingdonshire Overs 60s/70s make use of multiple sites across the District. The sites are namely, Ramsey Cricket Club, Upwood cricket Club, Waresley Cricket Club, Houghton and Wyton Playing Field, Eaton Socon Cricket Club, Buckden Recreation Ground, Godmanchester Town Cricket Club and Alconbury Sports and Social Club.

This supplementary demand has been factored into the supply and demand analysis which follows.

HUNTINGDONSHIRE DISTRICT COUNCIL

PLAYING PITCH & OUTDOOR SPORTS STRATEGY

Imported demand

Imported demand refers to teams that are currently accessing pitches for home fixtures within the District however are based in neighbouring authorities, in this case to meet facility needs which are not able to be met due to insufficient quality or access.

At present just one Club AK XI CC historically a Nomadic club based in Peterborough access Alconbury Sports and Social Club for nine Saturday fixtures.

Exported demand

Exported demand refers to teams that are currently accessing pitches for home fixtures outside of the District, in this case to meet facility needs which are not able to be met due to insufficient quality or access.

There is no recorded exported demand for cricket in Huntingdonshire.

Latent/unmet demand

Latent demand is demand which is perceived to exist but is not presently realised, whereas unmet demand is demand which is known to exist but similarly is not able to be realised, in this case due to lack of access to or poor quality of facilities.

There is no recorded latent or unmet demand for cricket in Huntingdonshire.

Future demand

Future demand can be defined in two ways, through participation increases and using population forecasts.

Population forecasts

Team generation rates (TGRs) are used below as the basis for calculating the number of teams likely to be generated in the future (2036) based on population growth.

Table 4.12: Team generation rates based on population growth (2036)

Age group	Current population within age group	Current no. of teams	Team Generation Rate ¹⁷	Future population within age group	Predicted future number of teams (2036)	Additional teams generated from increased population
Senior Mens (18-55)	42,407	47	1:902	42,721	47	0
Senior Womens (18-55)	41,912	1	1:41912	40,509	1	0
Junior Boys (7-18)	12,678	60	1:211	11,784	56	0
Junior Girls (7-18)	11,890	1	1:11890	11,255	1	0

When team generation rates are applied across Huntingdonshire, based exclusively on population change there is no forecasted growth across the authority. Although there is some increase across the formats, there is no full team predicated with the increase expected to join existing squads.

¹⁷ TGR figures are rounded to the lowest whole number, i.e. the nearest whole team.

HUNTINGDONSHIRE DISTRICT COUNCIL PLAYING PITCH & OUTDOOR SPORTS STRATEGY

It is likely that increases in participation at other age groups will join part of existing squads at established clubs.

It is important to acknowledge that whilst team generation rates project team growth as a factor of population and existing teams, there are plans and strategies to increase the number of teams at some formats beyond what current trends suggest, due to a desire to change such trends. For example, TGRs do not take into consideration the aforementioned ECB initiatives such as All Stars, Dynamos or Women's Softball. These are all likely to contribute to growth above levels shown through team generation rates.

The ECB has also recently announced new five-year media rights deals, from 2020-2024. The new deals include a continuation of the ECB relationship with Sky Sports, now extending beyond broadcasting as a genuine partnership to secure significant investment and commitment to increase participation and drive engagement. The new deals also include a return to free to air television for live cricket, with the BBC to show coverage of some international and domestic matches.

Such context may result in increased future demand. Significant investment in participation and increased free to air media coverage could see future demand increase to levels in excess of those anticipated through the PPOSS and the impact should therefore be reviewed over coming years.

Participation increases

Of the responding clubs, eight indicate aspirations to increase levels of participation through the creation of new teams.

Sawtry CC aspires to add an additional senior Saturday men's, senior women's and junior boys' team. The Club currently share its pitch at Greenfields on Saturday with Falcon XI CC Second Eleven, which suggests that if Sawtry CC add a second team on a Saturday then Falcon XI CC would have to relocate. However, with Sawtry CC currently going through the asset transfer of the pitch at Alconbury Weald Cricket Pitch this would allow Falcon XI CC to have exclusive use of Greenfields.

Huntingdon & District CC aspires to add a senior Saturday men's and senior women's team. The Club currently has two senior Saturday teams and therefore if it adds another team on a Saturday it would have to find an alternative home ground for this team.

Upwood CC aspires to develop a women's and girls' section. The Club plans on adding a senior women's and a junior girls' team as a base for the project, with plans to further develop the section in the coming years.

Houghton & Wyton CC aspires to add additional teams at senior women's and junior girls. The Club is looking to continue its growth, with an emphasis on women's and girls' cricket.

Kimbolton CC has an extensive junior section, with multiple teams across teams from U9-U15. The Club aspires to add an additional junior team at Under 17s to continue the growth and bridge the gap further from junior to senior cricket.

Eaton Socon CC is one of the larger clubs in the District, operating teams across senior men's and junior boys' formats. The Club aspires to add an additional senior Saturday men's team and states that it has the membership to facilitate this, however, finding a ground to play Saturday home matches at is the current issue.

HUNTINGDONSHIRE DISTRICT COUNCIL PLAYING PITCH & OUTDOOR SPORTS STRATEGY

Little Paxton CC continues to look to grow both its senior and junior section. It is looking to add an additional senior Saturday men's team and one junior boys' team in the near future. Its NTP at Queen Elizabeth II Recreation Ground (Little Paxton), has capacity to cater for demand for both additional teams.

Ramsey CC looks to add additional teams at all formats. It is looking to add one senior Saturday men's teams and one junior boys' team, whilst it aspires to establish a women's and girls' section, starting with a senior women's team.

Future demand summary

As population growth, does not identify a full team when broken down by analysis area, the future demand total is taken from club aspirational demand. This equates to four senior men's teams, five senior women's teams, five junior boys' teams and six junior girls' teams.

All these clubs have demand for use of grass squares, with a further senior men's team and junior boys' team at Little Paxton CC playing on an NTP at its home site at Queen Elizabeth II Recreation Ground (Little Paxton).

Together, significant investment in participation and increased free to air media coverage could see future demand increase to levels in excess of those anticipated through the PPOSS and the impact should therefore be reviewed over coming years.

Peak time demand

An analysis of match play identifies peak time demand for cricket across three distinct time periods which are Saturdays, Sundays and Midweek (Monday to Friday).

Saturday is classified as peak time for senior men's cricket across Huntingdonshire where, at present, 31 teams play.

However, Sunday also accommodates for both senior men's cricket and senior women's match play whether this is hardball or softball and some junior matches. On Sunday's there is demand for ten men's senior and one senior women's team. Whilst junior teams generally access pitches on Sunday mornings, this does not affect the availability of squares for senior cricket which is played in the afternoon. In Huntingdonshire, there are 21 junior teams reported to have demand on Sunday mornings.

Midweek is when most junior matches are played, as well as all club training and ECB initiatives All Stars and Dynamos cricket typically take place. In total there is 40 junior teams and six senior midweek teams which have demand for midweek play.

4.4: Capacity analysis

Capacity analysis for cricket is measured on a seasonal rather than a weekly basis. This is due to playability (as only one match is generally played per pitch per day at weekends or weekday evening) and because wickets are rotated throughout the season to reduce wear and tear and to allow for repair.

The capacity of a square to accommodate matches is driven by the number and quality of wickets. This section of the report presents the current pitch stock available for cricket and illustrates the number of competitive matches per season per square. For good quality squares, capacity is considered to be five matches per wicket per season, whilst for a standard quality square, capacity is four matches per wicket per season. For poor quality squares, no capacity is considered to exist as such provision is not safe for play.

HUNTINGDONSHIRE DISTRICT COUNCIL PLAYING PITCH & OUTDOOR SPORTS STRATEGY

The number of matches played by each team has been derived from consultation with the clubs. Where consultation was not possible, the assumption has been made that all senior teams play ten home matches per year and all junior teams play five matches per year depending on their age and level of competition.

The above is used to allocate capacity ratings as follows:

Potential capacity	Play is below the level the site could sustain
At capacity	Play matches the level the site can sustain
Overplayed	Play exceeds the level the site can sustain

Please note that non-turf wickets have been discounted from the table overleaf. No non-turf wicket squares are recorded as accommodating more than 60 matches per season, therefore, all non-turf wickets are considered to have spare capacity. This translates to actual spare capacity for junior cricket as peak time is midweek, whereby non-turf wickets are more commonly used and matches can be played on a variety of days.

The capacity analysis assumes that all clubs rotate their wickets evenly. However, this may not be the case at all sites, with central wickets potentially used more commonly than outer wickets that are closer to a boundary, especially for senior matches. The idea is to showcase what the capacity is or could be if best practice is followed for the whole square, rather than doing it on a wicket-by-wicket basis.

Spare capacity

The table below explains the difference between the potential spare capacity referenced in Table 4:14 in the final three columns (Saturday, Sunday and Midweek).

Table 4.13: Spare capacity examples

Potential spare capacity in peak period (examples)	Explanation of spare capacity
No	Means the pitch is played to capacity within this peak period and therefore cannot accommodate any further demand.
Yes	Not highlighted, it means there is spare capacity to accommodate further demand within this designated peak period however this is discounted due to the pitch already being in full use at the time, played to capacity or being overplayed so it cannot accommodate any additional demand.
Yes	Highlighted in green, it means there is actual available spare capacity within this peak period which can be utilised.

HUNTINGDONSHIRE BOROUGH COUNCIL PLAYING PITCH & OUTDOOR SPORT STRATEGY

Table 4.14: Capacity of natural turf cricket squares (available for community use)

Site ID	Site name	Analysis area	Users	Security of tenure	No. of squares	Pitch quality	No. of grass wickets	Capacity (MES)	Current Use (MES)	Capacity balance (MES)	Potential spare capacity/ availability for Saturday cricket	Potential spare capacity/ availability for Sunday cricket	Potential spare capacity/ availability for midweek cricket
4	Alconbury Weald Cricket Pitch	Huntingdon	Sawtry CC	Secure	1	Standard	9	36	18	18	Yes	Yes	Yes
5	Alconbury Sports and Social Club	West	Alconbury CC Falcon XI CC	Secure	1	Standard	9	36	31 ¹⁸	5	No	Yes	Yes
6	Bluntisham Village Hall & Recreation Ground	St. Ives	Bluntisham CC	Secure	1	Good	14	70	24	46	No	Yes	Yes
7	Brampton Memorial Playing Field	Huntingdon	Brampton CC	Secure	1	Standard	7	28	7	21	Yes	Yes	Yes
11	Buckden Recreation Ground	St. Neots	Buckden CC Huntingdonshire/Cambridgeshire CCC	Secure	1	Standard	9	36	26 ¹⁹	10	No	Yes	Yes
21	Eaton Socon Cricket Club	St. Neots	Eaton Socon CC Huntingdonshire/Cambridgeshire CCC	Secure	1	Good	14	70	64 ²⁰	6	No	Yes	Yes
33	Godmanchester Town Cricket Club	Huntingdon	Godmanchester Town CC Huntingdonshire/Cambridgeshire CCC	Secure	1	Good	12	60	54 ²¹	6	No	Yes	Yes
40	Greenfields	North West	Sawtry CC Falcon XI CC	Secure	1	Standard	11	44	26	18	No	Yes	Yes
44	Hemingford Pavilion	St. Ives	Hemingford Park CC	Secure	1	Standard	9	36	23	13	Yes	Yes	Yes
49	Houghton and Wyton Playing Field	St. Ives	Houghton & Wyton CC	Secure	1	Standard	6	24	18 ²²	6	Yes	Yes	Yes
54	Kimbolton Cricket Club	West	Kimbolton CC	Secure	1	Good	13	68	65	3	No	Yes	Yes
59	King George V Playing Fields (St Peters Road)	Huntingdon	Huntingdon & District CC	Secure	1	Standard	14	56	27	29	No	Yes	Yes
67	Mill Field	St Ives	Needingworth CC	Secure	1	Standard	8	17	32	15	No	Yes	Yes
74	One Leisure St Ives Outdoor	St. Ives	St Ives and Warboys CC	Secure	1	Good	14	70	31	39	No	Yes	Yes
85	Ramsey Cricket Club	North East	Ramsey CC Huntingdonshire/Cambridgeshire CCC	Secure	1	Good	10	50	59 ²³	9	No	Yes	Yes
114	Warboys Sports Field	North East	St Ives and Warboys CC	Secure	1	Good	11	55	28	27	No	Yes	Yes
115	Waresley Cricket Club	St. Neots	Waresley CC Huntingdonshire/Cambridgeshire CCC	Secure	1	Standard	14	56	62 ²⁴	6	No	Yes	Yes
144	Upwood Cricket Club	North East	Upwood CC Huntingdonshire/Cambridgeshire CCC	Secure	1	Good	7	35	33 ²⁵	2	No	Yes	Yes
144	Upwood Cricket Club	North East	Upwood CC Huntingdonshire/Cambridgeshire CCC	Secure	1	Good	5 (Junior square)	25	32	7	-	-	Yes

¹⁸ One MES added for use by Huntingdonshire/Cambridgeshire CCC

¹⁹ Two MES added for use by Huntingdonshire/Cambridgeshire CCC

²⁰ Four MES added for use by Huntingdonshire/Cambridgeshire CCC

²¹ One MES added for use by Huntingdonshire/Cambridgeshire CCC

²² Two MES added for use by Huntingdonshire/Cambridgeshire CCC

²³ 12 MES added for use by Huntingdonshire/Cambridgeshire CCC

²⁴ Four MES added for use by Huntingdonshire/Cambridgeshire CCC

²⁵ Eight MES added for use by Huntingdonshire/Cambridgeshire CCC

HUNTINGDONSHIRE DISTRICT COUNCIL

PLAYING PITCH & OUTDOOR SPORTS ASSESSMENT REPORT

Saturday cricket spare capacity

A square is only considered to have actual spare capacity if it is available for further usage. For senior men's cricket, peak time is Saturday as this is when most demand exists. As only one match can be played on each square per day, only two Saturday teams can be assigned to play home matches on one square (based on matches being played on an alternate home and away basis). As such, if a square has two Saturday teams already playing home fixtures on it, no actual spare capacity is perceived to exist for additional senior usage. If one or no teams are playing on a square on a Saturday, and it has overall capacity, actual spare capacity for senior demand is generally identified.

Notwithstanding the above, there may be situations where, although a site is highlighted as potentially able to accommodate some additional play, this should not be recorded as actual spare capacity against the site. For example, a site may be managed to operate slightly below full capacity to ensure that it can cater for a number of regular training sessions, or to protect the quality of the site. As such, no sites that are over, at, or close to capacity are considered to have actual spare capacity. In Huntingdonshire Saturday teams playing at a higher standard play around 11-12 home fixtures per season, whilst the smaller village clubs play around 7-8 home fixtures per season. This totals an average of ten matches per season and therefore, a square will be deemed to actual spare capacity if it meets all requirements and has 10 match equivalent sessions of actual spare capacity.

There is actual spare capacity to accommodate additional match play demand on Saturdays in Huntingdonshire as detailed below in Table 4.14.

Table 4.15: Sites with actual spare capacity to accommodate senior Saturday cricket

Site ID	Site	Analysis area	Squares	Actual spare capacity	No of teams which could be accommodated
4	Alconbury Weald Cricket Pitch	Huntingdon	1	10	1
7	Brampton Memorial Playing Field	Huntingdon	1	10	1
44	Hemingford Pavilion	St. Ives	1	10	1
-	-	Totals	3	30	3

Sunday cricket - spare capacity

Like Saturday cricket, a square on a Sunday is only considered to have actual spare capacity if it is available for further usage. As only one match can be played on each square per day, only two Sunday teams can be assigned to play home matches on one square (based on matches being played on an alternate home and away basis). As such, if a square has two Sunday teams already playing home fixtures on it, no actual spare capacity is perceived to exist for additional senior usage. If one or no teams are playing on a square on a Sunday, and it has overall capacity of 10 match equivalent sessions or more, actual spare capacity for senior demand is generally identified.

Access to the square on a Sunday can be influenced by women and girls' softball activity on the outfield, meaning the square cannot be used whilst the outfield is in use.

There is actual spare capacity to accommodate additional match play demand on Sundays in Huntingdonshire as detailed below in Table 4.16.

HUNTINGDONSHIRE DISTRICT COUNCIL

PLAYING PITCH & OUTDOOR SPORTS ASSESSMENT REPORT

Table 4.16: Sites with actual spare capacity to accommodate senior Sunday cricket

Site ID	Site	Analysis area	Squares	Actual spare capacity	No of teams which could be accommodated
4	Alconbury Weald Cricket Pitch	Huntingdon	1	10	1
6	Bluntisham Village Hall & Recreation Ground	St. Ives	1	20	2
7	Brampton Memorial Playing Field	Huntingdon	1	20	2
11	Buckden Recreation Ground	St. Neots	1	10	1
40	Greenfields	North West	1	10	1
44	Hemingford Pavilion	St. Ives	1	10	1
59	King George V Playing Fields (St Peters Road)	Huntingdon	1	10	1
67	Mill Field	St Ives	1	10	1
74	One Leisure St Ives Outdoor	St. Ives	1	20	2
114	Warboys Sports Field	North East	1	10	1
-	-	Totals	10	130	13

Midweek cricket - spare capacity

For midweek cricket, most squares with spare capacity have actual spare capacity for an increase in demand. This is because usually most of the demand is from junior matches which are generally played during midweek, where matches can be spread across numerous days, meaning capacity is not limited to two teams. Moreover, the presence of junior wickets at certain sites, as well as NTPs, provide further capacity that is generally not available to senior demand.

For a square to have actual spare capacity for junior cricket, it must not be poor quality, have secure tenure, not be overplayed and have at least five match equivalent sessions per season of spare capacity, the average number of home matches an additional junior team would play.

Furthermore, a square is not considered to have capacity for an increase in demand if it is already used by six midweek teams or more, as availability is then assumed to be limited. On average, clubs are able to play junior fixtures on three nights per week, with other nights reserved for other activity such as square remediation/preparation, training activity or All Stars and Dynamos cricket Activity.

There is actual spare capacity to accommodate additional match play demand during the midweek for Junior cricket in Huntingdonshire as detailed below in Table 4.17.

HUNTINGDONSHIRE DISTRICT COUNCIL

PLAYING PITCH & OUTDOOR SPORTS ASSESSMENT REPORT

Table 4.17: Sites with actual spare capacity to accommodate junior midweek cricket

Site ID	Site	Analysis area	Squares	Actual spare capacity	No of teams which could be accommodated
4	Alconbury Weald Cricket Pitch	Huntingdon	1	5	1
5	Alconbury Sports and Social Club	West	1	5	1
6	Bluntisham Village Hall & Recreation Ground	St. Ives	1	5	1
7	Brampton Memorial Playing Field	Huntingdon	1	5	1
11	Buckden Recreation Ground	St. Neots	1	5	1
21	Eaton Socon Cricket Club	St. Neots	1	5	1
33	Godmanchester Town Cricket Club	Huntingdon	1	5	1
40	Greenfields	North West	1	5	1
44	Hemingford Pavilion	St. Ives	1	5	1
49	Houghton and Wyton Playing Field	St. Ives	1	5	1
59	King George V Playing Fields (St Peters Road)	Huntingdon	1	5	1
67	Mill Field	St Ives	1	5	1
74	One Leisure St Ives Outdoor	St. Ives	1	5	1
114	Warboys Sports Field	North East	1	5	1
-	-	Totals	14	70	14

Overplay

There are four sites in Huntingdonshire overplayed for senior cricket by a total of 25 match equivalent sessions per season. Of the five analysis areas, there is currently overplay in the West, North East and St Neots analysis areas. The North East Analysis Area has the most overplay (16 match equivalent sessions per season).

Three of the squares with overplay are good quality and are overplayed due to high levels of use. Whilst Waresley Cricket Club is standard quality and increase in quality would help to alleviate the overplay.

Table 4.18: Summary of overplay

Site ID	Site name	Analysis area	Number of squares	Overplay (matches per season)
54	Kimbolton Cricket Club	West	1	3
85	Ramsey Cricket Club	North East	1	9
115	Waresley Cricket Club	St. Neots	1	6
144	Upwood Cricket Club	North East	1 (Junior square)	7
-	-	Totals	4	25

HUNTINGDONSHIRE DISTRICT COUNCIL

PLAYING PITCH & OUTDOOR SPORTS ASSESSMENT REPORT

4.5: Supply and demand analysis

Saturday cricket - capacity balance

The following tables look at actual spare capacity against overplay.

Actual spare capacity is converted from squares to match equivalent sessions per season, calculated by using the average number of home matches played per season by senior teams (10) multiplied by the number of additional teams that can be fielded at peak time (one team per 0.5 squares that are available).

The entirety of spare capacity available at each site is not used as this number of matches may not be able to be accommodated at peak time (the maximum amount of spare capacity that can be accommodated on one square at peak time is 20 match equivalent sessions).

Table 4.19: Capacity balance of grass cricket squares for Saturday cricket in match sessions per season

Analysis area	Actual spare capacity	Overplay	Current total	Future demand	Future total
Huntingdon	20	-	20	10	10
North East	-	9	9	10	19
North West	-	-	0	10	10
St. Ives	10	-	10	-	10
St. Neots	-	6	6	10	16
West	-	3	3	-	3
Total	30	18	12	40	28

There is currently actual spare capacity of 12 match equivalent sessions per season across Huntingdonshire. However, there are current shortfalls in the North East, West and St Neots analysis areas.

When future demand is added, there is an overall shortfall across Huntingdonshire of 28 match equivalent sessions per season. With future demand, shortfalls become evident in the North West Analysis Area with shortfalls in the North East and St Neots analysis areas worsening.

Sunday cricket - capacity balance

Actual spare capacity is converted from squares to match equivalent sessions per season. This is calculated by using the average number of home matches played per season by senior Sunday teams (10) multiplied by the number of additional teams that can be fielded at peak time (one team per 0.5 squares that are available).

The entirety of spare capacity available at each site is not used as this number of matches may not be able to be accommodated at peak time (the maximum amount of spare capacity that can be accommodated on one square on Sunday afternoons is 20 match equivalent sessions).

HUNTINGDONSHIRE DISTRICT COUNCIL PLAYING PITCH & OUTDOOR SPORTS ASSESSMENT REPORT

Table 4.20: Capacity balance of grass cricket squares for Sunday cricket in match sessions per season

Analysis area	Actual spare capacity	Overplay	Current total	Future demand	Future total
Huntingdon	40	-	40	10	30
North East	10	9	1	20	19
North West	10	-	10	10	0
St. Ives	60	-	60	10	50
St. Neots	10	6	4	-	4
West	-	3	3	-	3
Total	130	18	112	50	62

There is currently actual spare capacity of 112 match equivalent sessions per season across Huntingdonshire. There are current shortfalls in the West Analysis Area.

When future demand is added, actual spare capacity remains across Huntingdonshire with 62 match equivalent sessions available. However, future demand in the North East Analysis Area would produce a shortfall in this analysis area, whilst future demand in the North West Analysis Area would make pitches played to capacity.

Midweek cricket (junior) - capacity balance

Actual spare capacity is converted from squares to match equivalent sessions per season. This is calculated by using the average number of home matches played per season by junior teams (five) multiplied by the number of additional teams that can be fielded at peak time (one team per 0.5 squares that are available).

Table 4.21: Capacity balance of grass cricket squares for midweek junior cricket (junior wickets) in match sessions per season

Analysis area	Actual spare capacity	Overplay	Current total	Future demand	Future total
Huntingdon	20	-	20	-	20
North East	5	16	11	10	21
North West	5	-	5	5	0
St. Ives	25	-	25	5	20
St. Neots	10	6	4	5	1
West	5	3	2	5	3
Total	70	25	45	30	15

There is currently actual spare capacity of 45 match equivalent sessions per season across Huntingdonshire. However, there is a current shortfall in the North East Analysis Area.

When future demand is added, there remains actual spare capacity of 15 match equivalent sessions per season. With future demand, shortfalls becoming evident in the St Neots and West analysis areas with shortfalls in the North East Analysis Area worsening.

HUNTINGDONSHIRE DISTRICT COUNCIL PLAYING PITCH & OUTDOOR SPORTS ASSESSMENT REPORT

4.6: Conclusion

Overall, there is currently sufficient capacity of natural turf cricket squares to meet current demand for club cricket at a District wide level.

Table 4.22: Capacity balance of grass cricket squares summary in match sessions per season

Analysis area	Actual spare capacity	Overplay	Current total	Future demand	Future total
Saturday	30	18	12	40	28
Sunday	130	18	112	50	62
Midweek	70	25	45	30	15

When future demand is accounted for there are shortfalls for senior Saturday cricket. There would remain sufficient capacity for senior Sunday cricket and junior midweek cricket.

HUNTINGDONSHIRE DISTRICT COUNCIL

PLAYING PITCH & OUTDOOR SPORTS ASSESSMENT REPORT

Summary – Cricket

- ◀ Overall, there is currently sufficient capacity of natural turf cricket squares to meet current demand for club cricket at a District wide level.
- ◀ When future demand is accounted for there are shortfalls for both senior Saturday cricket. Whilst there remains sufficient capacity for senior Sunday cricket and Midweek.

Supply

- ◀ There are 21 grass wicket squares in Huntingdonshire located across 20 sites, of which, 19 are available for community use.
- ◀ In Huntingdonshire, there is seven NTPs which accompanies a grass wicket square, as well as 12 standalone NTPs.
- ◀ The majority of clubs in Huntingdonshire are considered to have secure tenure at their home venues through either ownership (four clubs), long-term leasehold (four clubs), annual rent agreements from HDC/Parish Council Sports Field Trusts (four clubs) or Pending asset transfer (one club).
- ◀ Of the 19 squares available for community use, nine grass squares are rated as good quality (47%) and ten are rated as standard quality (55%), there are no poor quality available squares in the District.

Demand

- ◀ Across the 20 clubs there are 109 teams which access pitch provision in Huntingdonshire, made up of 47 senior men's, one senior women's, 60 junior boy's teams and one junior girls' team.
- ◀ In addition to club demand, Huntingdonshire County Cricket Club, Huntingdonshire Cricket Board Age Groups and Cambridgeshire & Huntingdonshire Overs 60s/70s make use of multiple sites across the District. The sites are namely, Ramsey Cricket Club, Upwood cricket Club, Waresley Cricket Club, Houghton and Wyton Playing Field, Eaton Socon Cricket Club, Buckden Recreation Ground, Godmanchester Town Cricket Club and Alconbury Sports and Social Club.
- ◀ Future demand was taken from club aspirational demand. This equates to four senior men's teams, five senior women's teams, five junior boys' teams and six junior girls' teams. All these clubs have demand for use of grass squares, with a further senior men's team and junior boys' team at Little Paxton CC playing on an NTP at its home site at Queen Elizabeth II Recreation Ground (Little Paxton).

Capacity

- ◀ There is actual spare capacity to accommodate additional match play demand on Saturdays in Huntingdonshire at Alconbury Weald Cricket Pitch, Brampton Memorial Playing Field and Hemingford Pavilion.
- ◀ There is actual spare capacity to accommodate additional match play demand on Sundays in Huntingdonshire at Alconbury Weald Cricket Pitch, Alconbury Sports and Social Club, Brampton Memorial Playing Field, Buckden Recreation Ground, Mill Field, Greenfields, Hemingford Pavilion, King George V Playing Fields (St Peters Road), One Leisure St Ives Outdoor and Warboys Sports Field.
- ◀ There is actual spare capacity at Alconbury Weald Cricket Pitch, Alconbury Sports and Social Club, Brampton Memorial Playing Field, Buckden Recreation Ground, Eaton Socon Cricket Club, Godmanchester Town Cricket Club, Greenfields, Mill Field, Hemingford Pavilion, King George V Playing Fields (St Peters Road), One Leisure St Ives Outdoor and Warboys Sports Field to accommodate additional use during the week for midweek cricket.
- ◀ There are four sites in Huntingdonshire considered to be overplayed by a total of 25 match equivalent sessions per season.

HUNTINGDONSHIRE DISTRICT COUNCIL

PLAYING PITCH & OUTDOOR SPORTS ASSESSMENT REPORT

PART 5: RUGBY UNION PITCHES

5.1: Introduction

The Rugby Football Union (RFU) is the national governing body for rugby union. It is split into six areas across the Country with a workforce team that covers development, coaching, governance and competitions, Huntingdonshire falls into the midlands region. A full-time development officer is responsible for Huntingdonshire (as part of the wider region) and works closely with all clubs to maximise their potential. This work involves developing club structures, working towards the RFU accreditation (Clubmark) and the development of school-club structures.

The rugby union playing season operates from September to May.

Consultation

There are three rugby union clubs based in Huntingdonshire, all of which were responsive to consultation attempts. Consultation was undertaken via a mix of face to face meeting and telephone calls.

Table 5.1: Summary of consultation

Club name	Responded?
Huntingdon & District RFC	Yes
St Ives RUFC	Yes
St Neots RUFC	Yes

Peterborough RUFC

Peterborough RUFC is located just north of the Huntingdonshire District border. Due to close proximity to the Huntingdonshire border and lack of formal rugby club settings in the North of Huntingdonshire it is likely, although unquantifiable to what extent, that residents from the North West and North East analysis areas travel across the border to play for Peterborough RUFC. Details of this club have not been included within this study as to what extent it accommodates for Huntingdonshire residents is unknown.

5.2: Supply

There is a total of 16 rugby union pitches identified in Huntingdonshire. Of these, 13 are available for community use. Which total 9 senior pitches, one junior pitch and three mini pitches. All unavailable pitches are located at education and MOD sites.

Table 5.2: Supply of rugby union pitches by analysis area

Analysis area	Number of pitches	% of provision
Huntingdon	4	25%
North East	-	0%
North West	-	0%
St. Ives	4	25%
St. Neots	8	50%
West	-	0%
Total	16	100%

HUNTINGDONSHIRE DISTRICT COUNCIL

PLAYING PITCH & OUTDOOR SPORTS ASSESSMENT REPORT

Most provision is in the St Neots Analysis Area where a total of eight pitches are identified (this includes pitches which are unavailable for community use) which represents 50% of overall provision. There is no rugby union provision located in either the North West, North East or West analysis areas.

A site by site breakdown of identified provision can be found in the table below.

Table 5.3: Supply of rugby union pitches

Site ID	Site	Analysis area	Community accessible?	No. of senior pitches	No. of junior pitches	No. of mini pitches
45	Hinchingbrooke School	Huntingdon	Yes	1	-	-
50	Huntingdon and District RFC	Huntingdon	Yes	3	-	-
64	Longsands Academy	St. Neots	No	1	1	-
83	RAF Wyton	St. Ives	No	1	-	-
95	St Ives Rugby Union Football Club	St. Ives	Yes	3	-	-
99	St Neots Rugby Club	St. Neots	Yes	2	1	3

Traditionally, mini and junior rugby takes place on over marked senior pitches and this largely the case across Huntingdonshire with mini and junior teams from most clubs accessing senior pitches for both training and competitive matches, apart from at St Neots Rugby Club where dedicated mini pitches are marked.

The audit only identifies dedicated, line marked pitches. For rugby union pitch dimension sizes please see the table below.

Table 5.4: Pitch dimensions

Team type (ages)	Team reference	Maximum pitch dimensions (metres) ²⁶
Under 8	Mini	45 x 22
Under 9	Mini	60 x 30
Under 10	Mini	60 x 35
Under 11	Mini	60 x 43
Under 12	Mini	60 x 43
Under 13	Junior	90 x 60 (60 x 43 for girls)
Under 14-16	Junior	100 x 70 ²⁷
Under 17+	Senior	100 x 70

Future supply

Huntingdon & District RFC is exploring opportunities to relocate from its current home site at Huntingdon Race Course to within the Alconbury Weald development. The agreement which the Club currently has at Huntingdon & District RFC, is that of a rental agreement with Huntingdon Race Course and therefore it has no security of tenure on the site, relocating within the Alconbury Weald Development would give the Club secure tenure, enabling it to develop facilities in line with its growth.

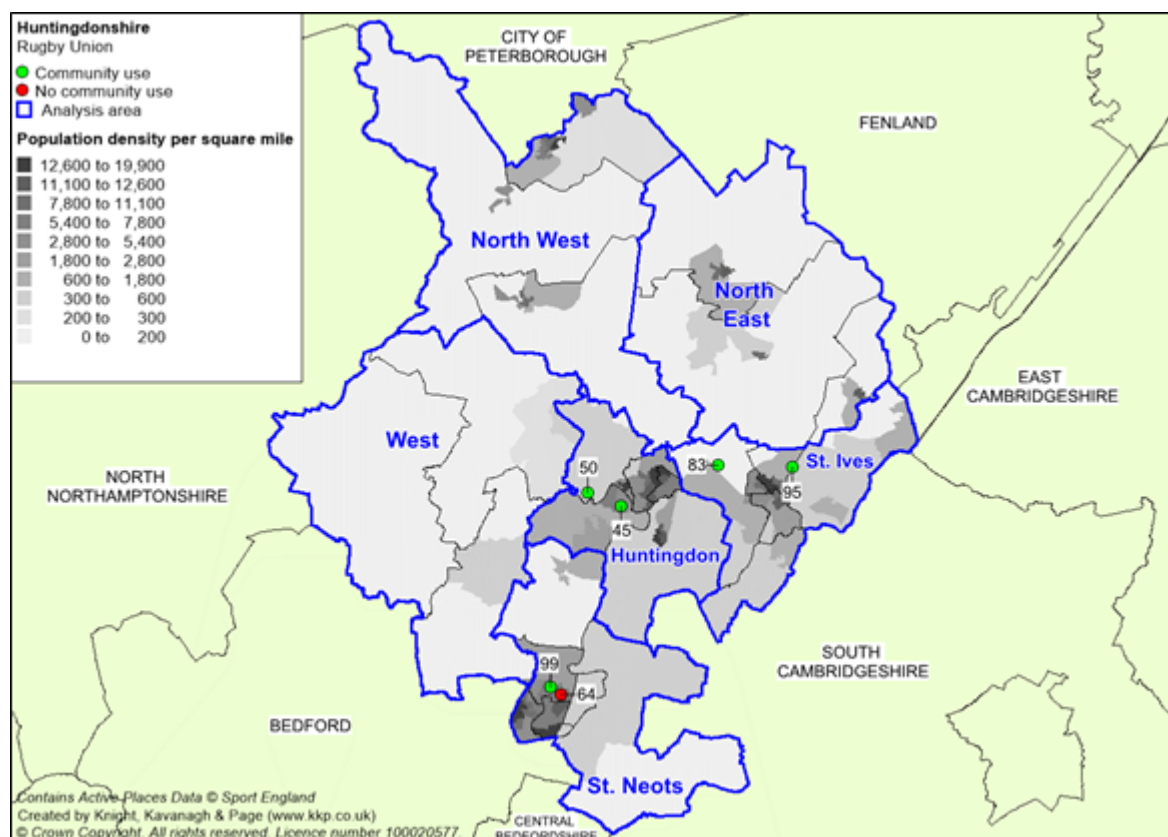
²⁶ Recommended run off area for all pitch types requires five metres each way and a minimum in-goal length of six metres.

²⁷ Minimum dimensions of 94 x 68 metres are acceptable.

HUNTINGDONSHIRE DISTRICT COUNCIL PLAYING PITCH & OUTDOOR SPORTS ASSESSMENT REPORT

The exact supply of new provision at Alconbury Weald or whether the sports pitches onsite will be rugby union are currently undecided, however, the Club and RFU are in talks with the developers.

Figure 5.1: Location of rugby union pitches in Huntingdonshire



Security of tenure

Security of tenure refers to the rights of occupation on playing field and infrastructure. Clubs and stakeholders are generally fall into the bracket of owner-occupier, tenant or licensee. The table below identifies the current tenure position of each rugby union club based on information collated during consultation.

Table 5.5: Rugby union clubs security of tenure

Club	Tenure arrangement	Secure?
Huntingdon & District RFC	Rental agreement of site from Huntingdon Racecourse/Jockey Club.	No
St Ives RUFC	50 year lease from private landowner signed in 2019.	Yes
St Neots RUFC	40 year lease from common right committee signed in 2013.	Yes

Huntingdonshire & District RFC rents pitch provision on a per season basis from Huntingdon Racecourse/Jockey Club which currently owns the pitches and clubhouse.

Whilst unlikely to occur, theoretically the Club could be asked to vacate the site in the future with little notice at the discretion of Huntingdon Racecourse/Jockey Club.

HUNTINGDONSHIRE DISTRICT COUNCIL

PLAYING PITCH & OUTDOOR SPORTS ASSESSMENT REPORT

St Ives RUFC has recently renewed its lease on its home site from a private landowner for 50 years, which sees the current agreement conclude in 2069. The Club is considered to have secure tenure.

St Neots RUFC recently signed a 40 year lease which back dated to 2013, with it having a long-term lease until 2053. The Club is considered to have secure tenure.

Pitch quality

The quality of rugby pitches has been assessed via a combination of site visits (using non-technical assessments as determined by RFU) and user consultation to reach and apply an agreed rating as follows:

- ◀ Good
- ◀ Standard
- ◀ Poor

The methodology for assessing rugby pitch quality looks at two key elements: the maintenance programme and the level of drainage on each pitch. An overall quality based on both drainage and maintenance can then be generated. The agreed rating for each pitch type also represents actions required to improve pitch quality. A breakdown of actions required based on the ratings can be seen below:

Table 5.6: Definition of maintenance categories

Category	Definition
M0	Action is significant improvements to maintenance programme
M1	Action is minor improvements to maintenance programme
M2	Action is no improvements to maintenance programme

Table 5.7: Definition of drainage categories

Category	Definition
D0	Action is pipe drainage system is needed on pitch
D1	Action is pipe drainage is needed on pitch
D2	Action is slit drainage is needed on pitch
D3	No action is needed on pitch drainage

Table 5.8: Quality ratings based on maintenance and drainage scores

Drainage score	M0 - Poor	M1 - Adequate	M2 - Good
D0 - Natural Inadequate	Poor	Poor	Standard
D1 - Natural Adequate or Pipe Drained	Poor	Standard	Good
D2 - Pipe Drained	Standard	Standard	Good
D3 - Pipe and Slit Drained	Standard	Good	Good

The figures are based upon a pipe drained system at 5m centres that has been installed in the last eight years and a slit drained system at 1m centres that has been installed in the last five years.

HUNTINGDONSHIRE DISTRICT COUNCIL PLAYING PITCH & OUTDOOR SPORTS ASSESSMENT REPORT

Based on the above criteria, there are eight standard quality and five poor quality pitches at sites which are available for community use. Of these, all poor quality pitches are located at either club or school sites which through consultation were identified as receiving basic maintenance.

Pitches which are unavailable at Longsands Academy (these are identified in Table 4.2) are both poor quality. Local schools have intensive rugby union programmes and pitches are maintained to high standards to ensure each pitch has a high capacity for student demand.

Please refer to Table 5.9 overleaf for a breakdown of pitch quality.

HUNTINGDONSHIRE DISTRICT COUNCIL PLAYING PITCH & OUTDOOR SPORT ASSESSMENT REPORT

Table 5.9: Site quality ratings at rugby union sites

Site ID	Site name	Club	Analysis area	Number of grass pitches	Community Use	Sports lighting	Pitch type	Non-technical assessment score	Quality rating
45	Hinchingbrooke School	-	Huntingdon	1	Yes	No	Senior	M0/D1	Poor
50	Huntingdon and District RFC	Huntingdon & District RFC	Huntingdon	3	Yes	No	Senior	M0/D1	Poor
64	Longsands Academy	-	St. Neots	2	No	No	Senior	M0/D1	Poor
83	RAF Wyton	-	St. Ives	1	No	No	Senior	M1/D1	Standard
95	St Ives Rugby Union Football Club	St Ives RUFC	St. Ives	1	Yes	Yes	Senior	M1/D2	Standard
95	St Ives Rugby Union Football Club	St Ives RUFC	St. Ives	1	Yes	No	Senior	M1/D1	Standard
95	St Ives Rugby Union Football Club	St Ives RUFC	St. Ives	1	Yes	No	Senior	M1/D0	Poor
99	St Neots Rugby Club	St Neots RUFC	St. Neots	2	Yes	No	Senior	M1/D1	Standard
99	St Neots Rugby Club	St Neots RUFC	St. Neots	1	Yes	No	Junior	M1/D1	Standard
99	St Neots Rugby Club	St Neots RUFC	St. Neots	3	Yes	No	Mini	M1/D1	Standard

HUNTINGDONSHIRE DISTRICT COUNCIL

PLAYING PITCH & OUTDOOR SPORT ASSESSMENT REPORT

Ancillary facilities

The term ancillary facility relates to built facility infrastructures at sites. Typically, this includes (but is not limited to) clubhouses, changing rooms, showers, carparking and toilet facilities.

The table below summarises the position of each rugby club which was responsive to consultation. It highlights current issues and long term requirements.

Table 5.10: Ancillary provision feedback

Site	Club	Ancillary position
Huntingdon and District RFC	Huntingdon & District RFC	Ancillary provision has recently undergone internal development due to effects from recent flooding. The facilities cannot currently cater for any women and girls' demand. If the Club does not relocate to the Alconbury Weald development, it plans to establish a long-term lease on its current site and develop a purpose built clubhouse on stilts and built into the banking at the further part of the site away from the river.
St Ives Rugby Union Football Club	St Ives RUFC	No issues raised with ancillary provision during consultation, with all ancillary facilities considered to be of good quality.
St Neots Rugby Club	St Neots RUFC	Consultation states the on-site facilities at the site are of standard quality. The Club highlights that the facilities are outdated and need an update. It aspires to redevelop the clubhouse improving the kitchen and changing facilities, whilst also updating and improving disabled access.

Sports lighting

Of the 14 community available pitches, only one has sports lighting at St Ives Rugby Union Football Club. It should be noted, however, that both St Neots Rugby Club and St Ives Rugby Union Football Club both have dedicated training areas with sports lighting, which support the majority of both clubs training throughout the week.

Huntingdon & District RFC has portable sports lighting which is able to light up small areas for training throughout the week, however due to being a renting tenant on its site is unable to explore the opportunity to have full sports lighting on one of its pitches.

St Neots RUFC reports that it aspires to develop additional sports lighting at St Neots Rugby Club on its training area to extend this space for midweek training demand.

5.3: Demand

Demand for rugby pitches in Huntingdonshire tends to fall within the categories of organised competitive play and organised training.

The rugby union playing season operates from September to May.

HUNTINGDONSHIRE DISTRICT COUNCIL

PLAYING PITCH & OUTDOOR SPORT ASSESSMENT REPORT

Competitive play

There are three rugby union clubs in Huntingdonshire which in total generate demand equating to 43 teams. As a breakdown, this consists of eight senior men's teams, one senior women's team, three colts' boys' team, 10 junior boys' teams, three junior girls' teams and 18 mini teams.

A table summarising club demand is below.

Table 5.11: Demand summary

Club	Senior men's	Senior women's	Colt boys (U17/U18)	Colt girls (U17/U18)	Junior boys U16-U13)	Junior girls (U16-U13)	Minis (U12-U6)
Huntingdon & District RFC	3	-	-	-	4	-	6
St Ives RUFC	3	-	1	-	2	2	6
St Neots RUFC	2	1	2	-	4	1	6

Training demand

Throughout the Country, many rugby teams train at their home ground on match pitches. As a result, usage is concentrated which reduces the capacity for match play on these pitches and means they are more likely to be overplayed. A key factor in determining the extent of training on match pitches is the presence of sports lighting. However, locally, training on match pitches only takes place at St Ives RUFC as the remaining clubs have dedicated training areas.

Full details of each of the clubs training schedules are detailed in the table below.

Table 5.12: Training demand summary

Club	Midweek training requirements	Match equivalent sessions (MES)
Huntingdon & District RFC	Two training sessions per week for a total of 2.5 hours predominantly made up of player from 1 st and 2 nd senior teams. Training sessions mixed between second and third senior pitch, with use of portable sports lighting Junior training on junior and mini pitches onsite on second and third pitches on Sunday mornings.	2 MES per week (Senior training)
St Ives RUFC	Two training sessions per week predominantly made up of player from 1 st and 2 nd senior teams. Training sessions take place across main pitch with sports lighting and small training area with sports lighting. Junior training based across all pitches (including training pitch) apart from main pitch onsite.	2 MES per week (Senior training)
St Neots RUFC	Two training sessions per week predominantly made up of player from 1 st and 2 nd senior teams. All sessions on training pitch with sports lighting on site. Junior training on Junior and Mini pitches onsite on Sunday mornings.	2 MES per week (Senior training)

HUNTINGDONSHIRE DISTRICT COUNCIL

PLAYING PITCH & OUTDOOR SPORT ASSESSMENT REPORT

World Rugby compliant pitches

To enable 3G pitches to accommodate competitive rugby union matches, World Rugby has developed the Rugby Turf Performance Specification.

This is to ensure that the surfaces replicate the playing qualities of good quality grass pitches, provide a playing environment that will not increase the risk of injury and are of an adequate durability.

The specification includes a rigorous test programme that assesses ball/surface interaction and player/surface interaction and has been modified to align the standard with that of FIFA. Any 3G pitch used for any form of competitive rugby must comply with this specification and must be tested every two years to retain compliance.

There is one 3G pitch at One Leisure St Neots with a shock pad, which has been tested and is currently on the WR Reg 22 register, with the compliance due for retesting in April 2024.

Use of artificial pitches

Nationally, clubs identify the use of 3G pitches for training as a method of protecting the match pitches and providing a high quality surface for full contact practice. Competitive play continues to take place on grass pitches for the most part, with ad hoc use of 3G pitches for fixtures in the case of unsuitable pitches due to waterlogging or frost. Further detail on use of 3G pitches can be found in Part 3: Third Generation Artificial Pitches.

As mentioned, there is one 3G pitches in Huntingdonshire, which is WR Compliant. This is based at One Leisure St Neots. The pitch is actively used to support midweek training for football clubs and recreational football, with no present use for Rugby Union. However, it is highlighted through consultation that St Ives RUFC use the non-WR compliant pitch at One Leisure Ramsey for one hour a week from 7-8pm on Thursdays throughout the winter months, to protect its grass pitches. The training is non-contact with no contact rugby permitted on this surface.

Touch rugby

To actively encourage participation in rugby union clubs may provide alternative offers to traditional club competition. Touch rugby is one possible format which clubs can use; touch rugby is non-contact rugby sessions, during which participants compete in teams to score tries, following similar laws to traditional rugby union formats. Clubs, schools or community organisation can establish their own touch rugby sessions or can become hosts of Touch Union rugby sessions.

Touch Union rugby are 90 minutes long and combine music, fitness and rugby skills. Sessions are mixed in terms of gender, ability and age and is based on touch rugby being a social activity. There are presently no Touch Union sessions in Huntingdonshire, with the closest session being run from Cambridge University RFC (Cambridge).

HUNTINGDONSHIRE DISTRICT COUNCIL

PLAYING PITCH & OUTDOOR SPORT ASSESSMENT REPORT

Walking rugby

Walking rugby is a slower game of touch rugby that is accessible for disability groups and older participants, generally aged 55 years and above. The game is less physical than traditional rugby, but the general aim remains the same, with passing and scoring laws applying; and tackling involves a two-handed touch to the waist or below. Sessions for over 55's are an opportunity for participants to become physically active and for others to re-engage with rugby at a less strenuous pace. At present there is just one formal walking rugby session at St Neots Rugby Club on Tuesday evenings from 6-7pm.

Exported/imported demand

Exported demand refers to existing demand which is transferred outside of the study area; whilst imported demand refers to any demand from neighbouring local authorities that accesses facilities in Huntingdonshire due to a lack of available facilities in other local authorities where such team or club is based.

At present, there is no imported demand into Huntingdonshire. There is no formally recognised exported demand out of the District, however it is likely that individuals from the North West and North East analysis areas cross the border into Peterborough to make use of facilities at Peterborough RUFC. This is mainly due to the close proximity to the boundary, with the three Huntingdonshire clubs being based further south within the District.

Unmet/latent demand

Unmet demand is existing demand at clubs which is not able to access sufficient supply of pitches for match play or training. It is usually expressed, for example, where a team is already training but is unable to access a match pitch or where a league or club operates a waiting list. Consultation did not highlight any potential unmet demand.

Latent demand is demand that evidence suggests may be generated from the current population should they have access to more or better provision. Due to lack of ancillary facilities at Huntingdon and District RFC, the Club reports being unable to facilitate a women's and girls' section, with aspirations to establish a women's and two junior girls' teams once facilities allow in the future.

Future demand

Future demand can be defined in two ways, through participation increases and using population forecasts.

Participation increases

Clubs were asked if they aspire to increase the current number of teams they provide. Of the responsive clubs, all had future demand aspirations. This equates to one senior men's team, one senior women's team (St Neots RUFC) and one junior girls' team (St Ives RUFC). Although Huntingdon & District RFC aspires to establish women's and girls' teams these have currently been quantified as unmet demand due to the Club being unable to cater for the demand due to lack of female facilities.

Population increases

Team generation rates are used below as the basis for calculating the number of teams likely to be generated in the future based on population growth (2036).

HUNTINGDONSHIRE DISTRICT COUNCIL

PLAYING PITCH & OUTDOOR SPORT ASSESSMENT REPORT

Table 5.13: Team generation rates (2036)

Age group	Current population within age group	Current no. of teams	Team Generation Rate	Future population within age group	Predicted future number of teams	Additional teams that may be generated from the increased population
Senior Mens (19-45)	28,319	8	3540	29,121	8	0
Senior Womens (19-45)	27,825	1	27825	27,007	1	0
Junior Boys (13-18)	6,064	13	466	6,003	13	0
Junior Girls (13-18)	5,597	3	1866	5,611	3	0
Mini Mixed (7-12)	12,907	18	717	11,425	16	0

Based on future projections, there is not a forecasted growth at any specific age range locally in Huntingdonshire. It is important to note that population growth is exclusively applied to current team numbers and does not account for specific targeted development work within certain areas or focused towards certain groups, such as coaching activity within schools linking to local clubs or specific RFU targets, such as women's and girls' participation.

The RFU is focused on actively exploring opportunities to assist with the transition between late junior years and senior rugby with a specific focus on growing the senior game with the addition of adult teams (both men's and women's). This area has a strategic focus from the RFU and is being facilitated by encouraging casual play and midweek senior matches, along with Touch Union and cross pitch 7s. The RFU recognises the traditional reduction in participation numbers at this time and it is hoped that by addressing the decrease and offering alternative match times then clubs may be able to retain a larger number of players.

Future demand summary

On balance, there is not anticipated to be any future growth in the number of rugby union teams provided in through population growth, therefore, future growth is based upon the club aspirational growth which equates to one senior men's team, one senior women's and one junior girls team.

The Strategy Report will contain a housing growth scenario that will estimate the additional demand for rugby union arising from housing development.

5.4: Capacity analysis

The capacity for pitches to regularly accommodate competitive play, training and other activity over a season is most often determined by quality. As a minimum, the quality and therefore the capacity of a pitch affects the playing experience and people's enjoyment of playing rugby. In extreme circumstances, it can result in the inability of a pitch to cater for all or certain types of play during peak and off-peak times.

To enable an accurate supply and demand assessment of rugby pitches, the following assumptions are applied to site by site analysis:

- ◀ All sites that are used for competitive rugby matches (regardless of whether this is secured community use) are included on the supply side.
- ◀ Use of school pitches by schools increases demand by one match equivalent session, unless school activity levels are known.
- ◀ All competitive play is on senior sized pitches (except for where mini pitches are provided).
- ◀ From Under 13 upwards, teams play 15 v15 and use a full pitch.

HUNTINGDONSHIRE DISTRICT COUNCIL

PLAYING PITCH & OUTDOOR SPORT ASSESSMENT REPORT

- ◀ Mini teams (Under 6-Under 12) play on half of a senior pitch i.e. two teams per senior pitch or a dedicated mini pitch.
- ◀ For senior and youth teams the current level of play per week is set at 0.5 for each match played based on all teams operating on a traditional home and away basis (assumes half of matches will be played away).
- ◀ For mini teams playing on a senior pitch, play per week is set at 0.25 for each match played based on all teams operating on a traditional home and away basis and playing across half of one senior pitch.
- ◀ Senior men's rugby generally takes place on Saturday afternoons.
- ◀ Senior women's rugby generally takes place on Sunday afternoons.
- ◀ Junior rugby generally takes place on Sunday mornings.
- ◀ Mini rugby generally takes place on Sunday mornings.
- ◀ Training that takes place on club pitches is reflected by the addition of match equivalent sessions per week to current usage levels.

As a guide, the RFU has set a standard number of matches that each pitch should be able to accommodate, set out below.

Table 5.14: Summary of rugby pitch carrying capacity (match sessions per week)

Drainage score	M0 - Poor	M1 - Adequate	M2 - Good
D0 - Natural Inadequate	0.5	1.5	2
D1 - Natural Adequate or Pipe Drained	1.5	2	3
D2 - Pipe Drained	1.75	2.5	3.25
D3 - Pipe and Slit Drained	2	3	3.5

Carrying capacity is based upon a basic assessment of the drainage system and maintenance programme ascertained through a combination of the quality assessment and consultation. This guide, however, is only a very general measure of potential pitch capacity. It does not account for specific circumstances at time of use and it assumes average rainfall and an appropriate end of season rest and renovation programme.

Table 5.15: Key to capacity balance

Capacity balance in peak period (examples)	Explanation of capacity balance
1	Highlighted in green with a number denotes that the pitches have potential spare capacity.
0	Highlighted in orange with a zero, this indicates the pitch is played to capacity over the course of the week.
1	Highlighted in red with a number denotes that the pitches are overplayed and have no spare capacity across the week. This includes at peak time, despite any availability at peak time which may exist.

Peak times for pitch use

To fully establish actual spare capacity, the peak period needs to be established. Peak time for men's rugby union matches is Saturday afternoons. Peak time for mini and junior activity is Sunday mornings, with most play taking place on senior pitches. Peak time for women's rugby union matches is Sunday afternoons.

HUNTINGDONSHIRE DISTRICT COUNCIL PLAYING PITCH & OUTDOOR SPORTS ASSESSMENT REPORT

Table 5.16: Capacity table for rugby union pitches

Site ID	Site name	Analysis area	Community use?	Security of tenure	Number of pitches	Pitch type	Non-tech score	Quality rating	Sports lighting	Match equivalent sessions (per week)	Pitch Capacity (sessions per week)	Capacity rating	Comments
45	Hinchingbrooke School	Huntingdon	Yes - unused	Unsecure	1	Senior	M0/D1	Poor	No	1	1.5	0.5	Pitch has potential spare capacity.
50	Huntingdon and District RFC	Huntingdon	Yes	Unsecure	1 ²⁸	Senior	M0/D1	Poor	No (portable sports lights used for training)	1.5	1.5	0	Pitch is played to capacity. This is from competitive match play demand from Huntingdon & District RFC.
50	Huntingdon and District RFC	Huntingdon	Yes	Unsecure	2	Senior	M0/D1	Poor	No (portable sports lights used for training)	7.5	3	4.5	Pitch is overplayed by 4.5 match equivalent sessions. This is from training and junior match play demand from Huntingdon & District RFC.
64	Longsands Academy	St. Neots	No	Unsecure	2	Senior	M0/D1	Poor	No	1	3	2	Pitch is unavailable for community use.
83	RAF Wyton	St. Ives	No	Unsecure	1	Senior	M1/D1	Standard	No	1	2	1	Pitch is unavailable for community use.
95	St Ives Rugby Union Football Club	St. Ives	Yes	Secure	1	Senior	M1/D2	Standard	Yes	3	2.5	0.5	Pitch is overplayed by 0.5 match equivalent sessions. This is from competitive match and training demand from St Ives RUFC.
95	St Ives Rugby Union Football Club	St. Ives	Yes	Secure	1	Senior	M1/D1	Standard	No	3	2	1	Pitch is overplayed by one match equivalent sessions. This is from competitive match and training demand from St Ives RUFC.
95	St Ives Rugby Union Football Club	St. Ives	Yes	Secure	1	Senior	M1/D0	Poor	No	2.5	1.5	1	Pitch is overplayed by one match equivalent sessions. This is from competitive match and training demand from St Ives RUFC.
99	St Neots Rugby Club	St. Neots	Yes	Secure	2	Senior	M1/D1	Standard	No	4.5	4	0.5	Pitches are overplayed by 0.5 match equivalent sessions. This is from competitive and training demand from St Neots RUFC.
99	St Neots Rugby Club	St. Neots	Yes	Secure	1	Junior	M1/D1	Standard	No	2.5	2	0.5	Pitch is overplayed by 0.5 match equivalent sessions. This is from competitive and training demand from St Neots RUFC.
99	St Neots Rugby Club	St. Neots	Yes	Secure	3	Mini	M1/D1	Standard	No	3	6	3	Pitch has potential spare capacity.

²⁸ Main 1st team pitch

HUNTINGDONSHIRE COUNCIL PLAYING PITCH & OUTDOOR SPORTS STRATEGY

Actual spare capacity

The next step is to ascertain whether or not any identified 'potential capacity' can be deemed 'actual capacity'. There may be situations where, although a site is highlighted as potentially able to accommodate some additional play, this should not be recorded as spare capacity against the site. For example, a site may be managed to regularly operate slightly below full capacity to ensure that it can cater for a number of regular friendly matches and activities that take place but are difficult to quantify on a weekly basis.

Although two sites have some potential spare capacity (two match sessions per week), any team which was to play at Hinchingsbrooke School would be considered to have unsecure tenure and therefore any potential spare capacity has been discounted. Whilst the three mini pitches at St Neots Rugby Club are currently played to capacity at peak time (Sunday mornings) and cannot support any further teams.

Table 5.17: Actual spare capacity at rugby union grass pitch sites

Site ID	Site name	Analysis area	Number of pitches	Pitch type	Pitch quality	Capacity balance	Actual spare capacity
45	Hinchingsbrooke School	Huntingdon	1	Senior	M0 / D1 (Poor)	1	-
99	St Neots Rugby Club	St. Neots	3	Mini	M1 / D1 (Standard)	3	-

Overplay

There are eight pitches overplayed across three sites by a total of eight match equivalent sessions per week. Overplay is due to both limited carrying capacity of poor quality pitches and high levels of demand for rugby union activity. There is concentrated use of grass pitches with sports lighting for training, with these pitches receiving additional use to others because their sports lighting facilitates greater accessible hours for training use.

Table 5.18: Summary of overplay at rugby union grass pitch sites

Site ID	Site name	Analysis area	Number of pitches	Pitch type	Pitch quality	Capacity balance
50	Huntingdon and District RFC	Huntingdon	2	Senior	M0 / D1 (Poor)	4.5
95	St Ives Rugby Union Football Club	St. Ives	3	Senior	1x M1/D2 1x M1/D1 (Standard) 1x M1/D0 (Poor)	2.5
99	St Neots Rugby Club	St. Neots	2	Senior	M1/D1 (Standard)	0.5
99	St Neots Rugby Club	St. Neots	1	Junior	M1/D1 (Standard)	0.5

HUNTINGDONSHIRE COUNCIL

PLAYING PITCH & OUTDOOR SPORTS STRATEGY

5.4: Supply and demand analysis

Senior rugby union pitches

Having considered supply and demand, the tables below identify the overall spare capacity in each of the analysis areas for senior rugby union pitches based on match equivalent sessions per week.

Future demand totals one senior men's team at St Neots RUFC in the St Neots Analysis Area at peak time on Saturday afternoons and one junior girls' team at St Ives RUFC in the St Ives Analysis Area. Unmet demand for junior girls' rugby at Huntingdon & District RFC on Sunday mornings of two teams has also been included.

Table 5.19: Summary of supply and demand balance on senior rugby union pitches (Saturdays PM peak time) in match equivalent sessions

Analysis area	Actual spare capacity ²⁹	Overplay	Current total	Future demand	Future total
Huntingdon	-	4.5	4.5	-	4.5
North East	-	0	0	-	0
North West	-	0	0	-	0
St. Ives	-	2.5	2.5	-	2.5
St. Neots	-	0.5	0.5	0.5	1
West	-	0	0	-	0
Total	-	7	7.5	0.5	8

Overall, there is a current shortfall of 7.5 match equivalent sessions per week on senior rugby union pitches to meet current demand. This is further exacerbated when considering future demand, resulting in a future shortfall of eight match equivalent sessions per week.

Table 5.20: Summary of supply and demand balance on senior rugby union pitches (Sunday peak time AM) in match equivalent sessions

Analysis area	Actual spare capacity ³⁰	Overplay	Current total	Future/unmet demand	Future total
Huntingdon	-	4.5	4.5	1	5.5
North East	-	0	0	-	0
North West	-	0	0	-	0
St. Ives	-	2.5	2.5	0.5	3
St. Neots	-	0.5	0.5	0.5	1
West	-	0	0	-	0
Total	-	7.5	7.5	2	9.5

Overall, there is a current shortfall of 7.5 match equivalent sessions per week on senior rugby union pitches to meet current demand. This is further exacerbated when considering future and unmet demand for women's and junior rugby, resulting in a future shortfall of 9.5 match equivalent sessions per week.

²⁹ In match equivalent sessions per week

³⁰ In match equivalent sessions per week

HUNTINGDONSHIRE COUNCIL

PLAYING PITCH & OUTDOOR SPORTS STRATEGY

Mini rugby union pitches

At present in Huntingdonshire the three mini pitches at St Neots Rugby Club have potential spare capacity, however, are played to capacity at peak time. Current demand can be met; however, any future demand would be unable to be catered for on dedicated mini pitches.

Therefore, it is likely that any future demand on for mini rugby across the District is likely to be catered for on senior rugby union pitches, which would see further shortfalls across this pitch type.

5.5: Conclusion

Overall, based on the supply and demand analysis it is evident that there is an insufficient supply of provision in Huntingdonshire to accommodate for both current and anticipated future levels of demand for rugby union.

The priority for rugby union in Huntingdonshire is to ensure maintenance programmes are enhanced across club settings to improve quality of pitches to alleviate the overplay across senior pitches.

Summary – Rugby union

- ◀ There is an insufficient supply of provision in Huntingdonshire to accommodate for both current and anticipated future levels of demand for rugby union.
- ◀ The priority for rugby union in Huntingdonshire is to ensure maintenance programmes are enhanced across club settings to improve quality of pitches to alleviate the overplay across senior pitches.

Supply

- ◀ There is a total of 16 rugby union pitches identified in Huntingdonshire. Of these, 13 are available for community use. Which total 9 senior pitches, one junior pitch and three mini pitches. All unavailable pitches are located at education and MOD sites.
- ◀ There is one 3G pitch at One Leisure St Neots which is on the WR compliant register. St Ives RUFC make use of the non-WR compliant 3G pitch at One Leisure Ramsey for non contact training.
- ◀ All sites used by rugby union clubs in the District are managed by the respective rugby union clubs. St Ives RUFC and St Neots RUFC have long-term lease agreements at their respective sites. Whilst Huntingdon & District RFC FC has a rental agreement from Huntingdon Racecourse/Jockey Club on its site, therefore the club is considered to have unsecure tenure.

Quality

- ◀ Most available rugby union pitches (eight of 13 pitches – 62%) are rated as standard quality. Whilst five (38%) are of poor quality. No pitches in the District are rated as good quality.
- ◀ All available pitches are reported to have adequate natural drainage, with no issues with general drainage of pitches.

Demand

- ◀ There are three affiliated rugby union clubs based and playing within the District, identified as fielding a total of 43 affiliated teams.
- ◀ Community club training typically takes place on grass pitch provision with sports lighting, with some use of the non-World Rugby compliant 3G pitch at One Leisure Ramsey.
- ◀ Future demand from club growth aspirations is considered to amount to two teams (one senior men's, one junior girls'), requiring additional match play capacity of 0.5 match equivalent sessions per week on senior pitches and 0.5 match equivalent session per week on junior/senior pitches. This increase in demand may also require increased capacity for training on pitches with sports lighting.

Capacity

- ◀ None of the five available pitches are considered to have any actual spare capacity to accommodate additional demand.
- ◀ There are eight pitches overplayed across three sites by a total of eight match equivalent sessions per week.

HUNTINGDONSHIRE COUNCIL

PLAYING PITCH & OUTDOOR SPORTS STRATEGY

PART 6: HOCKEY

6.1: Introduction

Hockey in England is governed by England Hockey (EH) and is administered locally by the Huntingdonshire Hockey Association. Competitive league hockey matches and training can only be played on sand filled, sand dressed or water based artificial grass pitches (AGPs). Although competitive, adult and junior club training cannot take place on third generation turf pitches (3G), 40mm pitches may be suitable at introductory level, such as school curriculum low level hockey. EH's Artificial Grass Playing Surface Policy details suitability of surface type for varying levels of hockey, as shown below.

Table 6.1: England Hockey guidelines on artificial surface types suitable for hockey

Category	Surface	Playing Level	Playing Level
England Hockey Category 1	Water surface approved within the FIH Global/National Parameters	Essential International Hockey - Training and matches	Desirable Domestic National Premier competition Higher levels of EH Player Pathway Performance Centres and upwards England
England Hockey Category 2	Sand dressed surfaces within the FIH National Parameter	Essential Domestic National Premier competition Higher levels of player pathway: Academy Centres and Upwards	Desirable All adult and junior League Hockey Intermediate or advanced School Hockey EH competitions for clubs and schools (excluding domestic national league)
England Hockey Category 3	Sand based surfaces within the FIH National Parameter	Essential All adult and junior club training and league Hockey EH competitions for clubs and schools Intermediate or advanced schools hockey	Desirable
England Hockey Category 4	All 3G surfaces	Essential None	Desirable Lower level hockey (Introductory level) when no category 1-3 surface is available.

In addition to the above pitch types England Hockey reports it is currently trialling a different multi-sport surface in order to better accommodate lower levels of hockey demand and other sports such as netball and tennis. The surface type known as Gen 2³¹ is a versatile surface that will ensure sports do not need to compromise on the playing experience. It will be a sand dressed synthetic turf with a compatible shock pad. The concept is designed to provide facilities, including schools, with a dynamic surface which reduces the amount of space required and utilised provision to full potential.

³¹ [Link to England Hockey website](#)

HUNTINGDONSHIRE COUNCIL

PLAYING PITCH & OUTDOOR SPORTS STRATEGY

For senior teams, a full size pitch for competitive matches must measure at least 91.4 x 55 metres excluding surrounding run off areas which must be a minimum of two metres at the sides & three metres at the ends. England Hockey preference is for four metre side and five metre end run offs, with a preferred overall area of 101.4 x 63 metres though a minimum overall area of 97.4 x 59 metres is accepted.

It is considered that a hockey pitch can accommodate a maximum of four matches on one day (peak time) provided that the pitch has sports lighting. Training is generally midweek and requires access to a pitch and sports lights.

Club consultation

There are three hockey clubs in Huntingdonshire; Huntingdon Hockey Club, St Ives Hockey Club and St Neots Hockey Club. Of the three clubs, two responded to consultation request, resulting in a 67% response rate.

Table 6.2: Summary of consultation

Club name	Responded?
Huntingdon Hockey Club	Yes
St Ives Hockey Club	Yes
St Neots Hockey Club	No

It should be noted that Huntingdon HC is currently exporting demand to Northstowe Secondary College (South Cambridgeshire) due to being unable to gain access to a suitable AGP in the District. The Club was consulted with to understand its current position and whether it plans to relocate back into Huntingdonshire.

6.2: Supply

There is a total of five hockey suitable artificial grass pitches in Huntingdonshire located across four sites, only two of which are available for community use. There are also four small sided pitches identified across four sites, similarly to full size pitches only two of the pitches are available for community use.

Table 6.3: Summary of full size hockey suitable AGPs

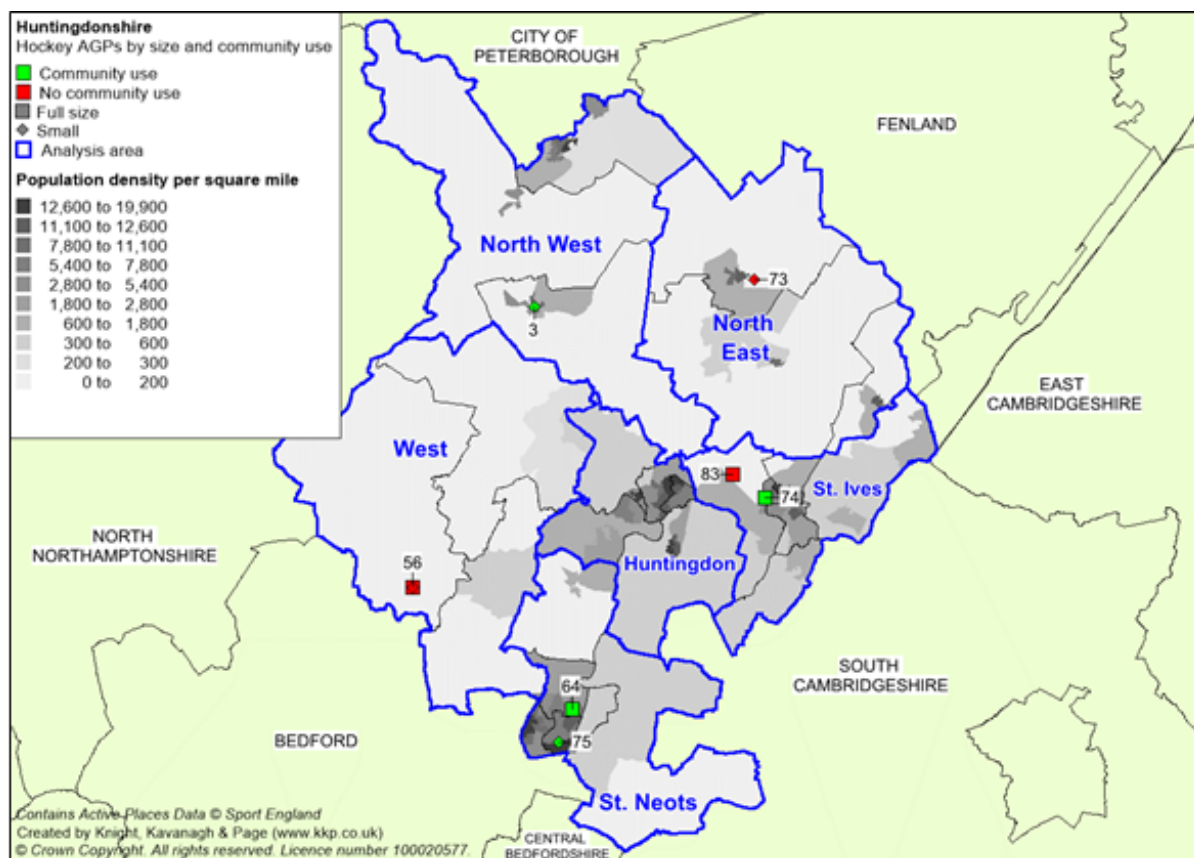
Site ID	Site name	Analysis area	Community use	Size (metres)	Sports lighting	Number of pitches
56	Kimbolton School	West	No	97 x 60m	Yes	1
56	Kimbolton School	West	No	100 x 60m	No	1
64	Longsands Academy	St. Neots	Yes	100 x 60m	Yes	1
74	One Leisure St Ives Outdoor	St. Ives	Yes	100 x 60m	Yes	1
83	RAF Wyton	St. Ives	No	100 x 60m	Yes	1

Table 6.4: Summary of small sided hockey suitable AGPs

Site ID	Site name	Analysis area	Community use	Size (metres)	Sports lighting	Number of pitches
1	Abbey College	North East	No	50 x 35m	Yes	1
3	Academy Leisure Sawtry	North West	Yes	48 x 35m	Yes	1
56	Kimbolton School	West	No	61 x 32m	No	1
75	One Leisure St Neots	St. Neots	Yes	48 x 35m	Yes	1

HUNTINGDONSHIRE COUNCIL PLAYING PITCH & OUTDOOR SPORTS STRATEGY

Figure 6.1: Location of AGPs in Huntingdonshire



Future supply

As part of the Alconbury Weald development it is proposed that an artificial grass pitch will be developed as part of the secondary school development. At present it has not been agreed whether this surface will be a hockey suitable AGP or 3G surface. In addition to the above St Peter's School has also engaged in conversation with EH around the potential of developing a full size sand based AGP onsite. However, EH suggests that at present the School does not have enough funds to support this development.

Management and security of tenure

Of the two community available full size hockey suitable AGPs, the pitch at St Ives Outdoor is operated via the Council's leisure provider, One Leisure. Whilst the pitch at Longsands Academy is managed internally by the respective school.

Of the three pitches unavailable for community use two are located at Kimbolton School and are managed inhouse by the School, whilst the pitch at RAF Wyton is within an MOD site and therefore managed by the MOD.

St Ives HC has security of tenure as the pitch is within the Huntingdonshire One Leisure sports pitch portfolio and therefore the clubs use of this pitch is considered to be secure.

HUNTINGDONSHIRE COUNCIL PLAYING PITCH & OUTDOOR SPORTS STRATEGY

St Neots HC is considered to have unsecure tenure on the AGP at Longsands Academy due to the pitch being managed inhouse by the School. This is due to schools, academies and universities being able to state their own policies and therefore more likely to restrict levels of community use. This may be due to schools wanting to protect pitch quality for curricular or extracurricular activities or not having the resources available to open us their site for community access.

HUNTINGDONSHIRE COUNCIL PLAYING PITCH & OUTDOOR SPORTS STRATEGY

Availability

The table below summarises usage levels of the full size AGP provision in Huntingdonshire based on booking sheets supplied by the operators. This is compared against availability at peak time, using Sport England's Facilities Planning Model (FPM). This applies an overall peak period for AGPs of 34 hours per week (Monday to Thursday 17:00-21:00; Friday 17:00-19:00; Saturday and Sunday 09:00-17:00). This totals 18 hours midweek and 16 hours on a weekend.

Table 6.5: Availability and usage across full size AGPs across Huntingdonshire

Site ID	Site name	Analysis area	Hockey club users	Availability	Midweek availability of pitch based on FPM (hours)	Weekend availability of pitch based on FPM (hours)	Total hockey usage (%)	Total football / other usage (%)	Total spare (%)
64	Longsands Academy	St. Neots	St Neots HC	Mon to Fri – 09:00 to 21:00 Sat / Sun – 09:00 – 17:00	18/18	16/16	30%	50%	20%
74	One Leisure St Ives Outdoor	St. Ives	St Ives HC	Mon to Fri – 09:00 to 21:00 Sat / Sun – 09:00 – 17:00	18/18	16/16	51%	16%	33%

Spare capacity summary

Through consultation with pitch providers, it is reported that during the week, most pitches have limited spare capacity between the hours of 6pm-9pm Monday-Thursday and 6pm-7pm on Fridays. They suggest the majority of the spare capacity falls within the 5pm-6pm time slots throughout the week. These timeslots are generally considered to be unattractive and go unused due to close proximity to players and parents of junior players finishing work around this time. Therefore, when clubs come to book training sessions the 5pm-6pm timeslot is not a chosen timeslot and therefore is very rarely booked.

HUNTINGDONSHIRE DISTRICT COUNCIL

PLAYING PITCH & OUTDOOR SPORTS STRATEGY

It should be noted that the usage referenced in the table above relates to the community use period and excludes school usage outside of the periods of community availability. As seen, there are two key hockey sites in Huntingdonshire, based on levels of demand, which are Longsands Academy and One Leisure St Ives Outdoor. Each of these sites also accommodates levels of football/other usage. In particular, the football/other usage at Longsands Academy overshadows the hockey demand on the site.

Quality

Taking the above into account, the quality of hockey suitable artificial grass pitches have been assessed via a combination of site visits (using non-technical assessments as determined by EH) and user consultation to reach and apply an agreed rating as follows:

- ◀ Good
- ◀ Standard
- ◀ Poor

The percentage parameters used for the non-technical assessments were as follows; Good (>80%), Standard (60-79%), Poor (<60%). The quality ratings assigned to the sites also consider the user quality ratings gathered from consultation.

In addition, depending on use, it is considered that the carpet of an artificial grass pitch usually lasts for approximately ten years, and it is the age of the surface, combined with maintenance levels, which most commonly affects quality. The table below summarises the quality of artificial grass pitches in Huntingdonshire.

Table 6.6: Summary of quality

Site ID	Site name	Surface type	Users	Quality rating	Built (resurfaced)
56	Kimbolton School	Sand Dressed	-	Good	2009
		Sand Filled	-	Standard	1985 (2006)
64	Longsands Academy	Sand Dressed	St Neots HC	Standard	2011
74	One Leisure St Ives Outdoor	Sand Filled	St Ives HC	Standard	1991 (2006)
83	RAF Wyton	Sand Dressed	-	Standard	2013

There are five full size AGPs within Huntingdonshire, of which, four are standard quality and one is good quality. One pitch at Kimbolton School is good quality however is not available for community use. The pitch at One Leisure St Ives Outdoor is currently of standard quality, however, due to not being resurfaced in around 16 years is coming to the end of its lifespan and its quality has begun to deteriorate. St Ives HC reports that the surface is worsening and is close to being of a poor quality. Huntingdonshire District Council reports that it plans to resurface the pitch in the summer of 2023 in time for the start of the 2023/24 hockey season.

Ancillary facilities

The term ancillary facility relates to built facility infrastructures at sites. Typically, this includes (but is not limited too) clubhouses, changing rooms, showers, car parking and toilet facilities.

HUNTINGDONSHIRE DISTRICT COUNCIL PLAYING PITCH & OUTDOOR SPORTS STRATEGY

St Ives HC reports that the general state of its clubhouse and changing facilities at One Leisure St Ives Outdoor are of a sufficient quality to service existing demand to the site. It notes that despite currently being sufficient, there is a need improve or replace the current dugouts on the pitch side as it reports them to be deteriorating in quality. In addition, the Club suggests that it needs additional storage onsite, which could be provided in the form of a metal container.

St Neots HC plays out of Longsands Academy, although the School provides changing facilities it has no specific social areas for after match social activities which are required (such as providing after match teas). The Club is likely to go off site to provide this at a local pub/social setting.

6.3: Demand

The three clubs classed as being from Huntingdonshire accommodating 40 teams: 12 men's teams, 11 women's teams, 16 dedicated junior team and one mixed team.

The table below examines each club's participation figures for the 2019/20 season for all Category One and Category Two players. These are the participants that must access hockey suitable AGPs for their demand. These figures have been used in order to give the most accurate representation of levels of demand in Huntingdonshire given that 2020/21 and 2021/22 affiliation data has been affected by the Covid 19 Pandemic.

Table 6.6: England Hockey affiliation figures 2019/20 (Category One and Two)

Name of club	Senior men (17-55)	Senior women (17-55)	Junior boys (14-16)	Junior girls (14-16)	Junior boys (11-13)	Junior girls (11-13)	Mini mixed (5-10)	Total
Huntingdon Hockey Club	-	30	-	-	-	-	-	30
St Ives Hockey Club	92	66	17	31	34	24	64	328
St Neots Hockey Club	73	63	20	31	16	38	32	273
Total	165	159	37	62	50	62	96	631

Table 6.7: England Hockey affiliation teams 2019/20 (Category One and Two)

Name of club	Senior men's teams	Senior women's teams	Junior	Mixed	Total
Huntingdon Hockey Club	-	1	-	-	1
St Ives Hockey Club	6	5	6	1	18
St Neots Hockey Club	6	5	10	-	21
Total	12	11	16	1	40

As mentioned, Huntingdon HC has been included in the demand table above as most of their participation is derived from within the Authority despite playing their competitive fixtures outside of Huntingdonshire. More details surrounding the Club will be provided in the 'Exported demand' section below.

HUNTINGDONSHIRE DISTRICT COUNCIL

PLAYING PITCH & OUTDOOR SPORTS STRATEGY

Future demand

Growing participation is the number one aim within EH's strategic plan and key drivers include working with clubs, universities and schools, regional and local leagues, developing opportunities for over 40s and delivering a quality programme of competition. Growth in participation will not only come from the traditional 11 a side game but from the informal, recreational ways to play hockey such as small sided hockey, which can be played at any time during the week or at weekends.

Though there remains a desire from EH to increase participation within the club/league based game, not all future demand may be realised entirely as new formalised teams playing at peak time. Some clubs may decide to offer pay and play opportunities to participants or offer small sided formats such in a bid to increase participation and club memberships by providing a different hockey offer.

Increased demand from new participants will lead to a requirement for increased capacity on available artificial grass pitches at peak time, but also midweek and on Sundays to deliver other formats of hockey activity. At present, it is not necessarily clear as to what format this may take or when it is likely to take place, however, it is clear that there will be a requirement for access to increased capacity on artificial grass pitches across the area. This should be considered when assessing demand for artificial grass pitches in the future, as not only will they be needed for peak match play times and midweek training to accommodate increased participation within the formalised hockey environment, but also throughout the week and at non-peak times to offer wider opportunities for play.

Unlike other pitch sports, England Hockey do not use team generation rates to determine future demand. England Hockey likes to understand growth by participation, rather than dedicated teams. As such, team generation rates have not been used to calculate future growth in Huntingdonshire.

During consultation, Huntingdon HC reports that it has plans to relocate back within the District. As part of this it aspires to re-establish a junior section and introduce a senior men's section. At present, this is all aspirational and requires firstly the Club finding a home site within the District.

St Ives HC aspires to increase its demand, it plans to add an additional men's and women's team. Whilst it is also looking to further increase its junior section through the addition of a junior boys and a junior girls' team.

Hockey Heroes

Hockey Heroes is a six-week hockey programme aimed at beginners (children aged five to eight) that not only focuses on helping children develop some physical hockey skills such as dribbling, passing and goal scoring, but also places as much emphasis on character development including teamwork, communication, perseverance and respect.

There are currently no Hockey Heroes courses operating in Huntingdonshire with the nearest being located at Northampton HC (West Northamptonshire).

HUNTINGDONSHIRE DISTRICT COUNCIL

PLAYING PITCH & OUTDOOR SPORTS STRATEGY

Back to Hockey

Back to Hockey sessions are fun, social and informal and are aimed at people who either have not played for a number of years or that are looking to play for the first time. They are generally hosted by clubs, with EH providing guidance on how to deliver the programme. Benefits of clubs being involved include:

- ◀ More members
- ◀ More casual players
- ◀ Additional income
- ◀ Extra publicity
- ◀ New volunteers

Similar to Hockey Heroes, there are no current Back to Hockey sessions available in Huntingdonshire. The nearest being located at Bourne Deeping HC (Peterborough).

Latent demand

Latent demand is demand that evidence suggests may be generated from the current population should they have access to more or better provision.

At present, Huntingdon HC reports latent demand, this is due to suggesting that if the Club are able to relocate back within Huntingdonshire, that it would be able to increase its teams as players would no longer have to travel outside the District.

Imported demand

Imported demand refers to any demand from neighbouring local authorities that accesses facilities within Huntingdonshire due to a lack of available facilities in other local authorities where such team or club is based.

There is currently no known imported demand into the District.

Exported demand

Exported demand refers to teams that are currently accessing provision for home fixtures outside of Huntingdonshire, despite being from within the Authority.

Huntingdon HC currently exports demand to Northstowe Secondary College (South Cambridgeshire). At present the Club currently runs one women's team and reports in previous years has lost a second women's team, which it mainly suggests is due to travelling outside the District.

The Club has had discussions with England Hockey and the Council around the potential to relocate back to the District, within the Alconbury Weald development. As part of the development there is to be an artificial turf pitch installed at the school site. However, the surface of the pitch is yet to be decided as to whether it will be a hockey suitable AGP or a 3G surface, in addition, it has also had discussions around relocating to St Peter's School, if the School was to develop a full size AGP onsite. The Club suggests that if/when it relocates to the District it has plans to increase its teams, across the women's, men's and junior section.

Peak time demand

For matches, most of the senior hockey activity in Huntingdonshire takes place on a Saturday, whereas most junior activity occurs on a Sunday. For training, peak time is midweek evenings, although preference is generally given for Tuesdays, Wednesdays and Thursdays.

HUNTINGDONSHIRE DISTRICT COUNCIL

PLAYING PITCH & OUTDOOR SPORTS STRATEGY

6.4: Supply and demand analysis

Match play

The PPOSS Guidance suggests that a floodlit pitch is able to accommodate four match equivalent sessions on a Saturday. With teams playing on a home and away format, this equates to one AGP being able to cater for eight 'home' teams. One team requires 0.5 match equivalent sessions per week on its 'home' AGP.

In total, there are 22 senior teams from clubs based within Huntingdonshire. This does not include demand from Huntingdon HC, which as a reminder operate one senior women's team.

Analysis of programming information at One Leisure St Ives and Longsands Academy indicates that there is no spare capacity on Saturday to accommodate additional match play demand within the District.

Table 6.6: Capacity balance of AGPs for hockey match play

Match equivalent sessions		
Peak time capacity	Current demand	Capacity balance
8	11	3

With 22 senior teams currently playing Saturday league matches, 11 from St Ives HC and 11 St Neots HC there is a requirement for three full size hockey suitable artificial grass pitches (rounded up from 2.75).

Based on the existing supply, there is a shortfall of provision, equating to one full size pitch. This pitch could be used as both an overspill facility for existing clubs, but also a permanent home venue for Huntingdonshire HC, if it is to relocate back into the area in the future. The pitches located at Kimbolton School, and RAF Wyton do not contribute to meeting this shortfall based on provision being unable for community use.

Future demand impact

Future demand aspirations which are expressed by the clubs would exacerbate the current shortfalls across the District. This therefore means that the aspirations from clubs are unlikely to be achievable with the current stock of available pitches. If the aspirations were to be achieved it is likely that the teams would be exporting this demand out of District to access suitable provision.

Sunday – junior matches and training

For junior hockey matches, the demand and subsequent need for pitches is less than it is for senior hockey. This is because younger age groups can play on half a pitch (meaning two fixtures can take place at one time) and because there are also significantly fewer junior teams in the District than there are senior teams, with competitive opportunities less frequent in the form of occasional tournaments and the greater need being for access for training.

Junior training and matches take place on Sundays at both One Leisure St Ives Outdoor and Longsands Academy. Analysis of programming information at both sites indicates that there is spare capacity on Sundays as a number of junior training sessions take place during the week, and therefore there is capacity for further use on Sundays.

HUNTINGDONSHIRE DISTRICT COUNCIL PLAYING PITCH & OUTDOOR SPORTS STRATEGY

Therefore, at present it is considered that there is sufficient supply to cater for current junior demand on Sundays. As most of the junior training takes place during the week, any further growth across junior hockey, is considered to have sufficient supply and should take place on Sundays.

Midweek – senior and junior hockey training

St Ives HC currently utilise One Leisure St Ives Outdoor from Monday-Wednesday for over six hours. All other bookings on the pitch are for football, which is likewise during the week at Longsands Academy.

Across the District a lot of spare capacity falls between the 5-6pm timeslot, like previously stated this is considered an unattractive timeslot. As the AGP's across the District are also accessed for affiliated football training, there is very little spare capacity between 6pm-9pm throughout the week. Taking this into consideration, it is considered that pitches are played to capacity during the week and cannot support further growth for hockey training demand.

6.5: Conclusion

The supply of hockey suitable AGPs in Huntingdonshire is insufficient to meet, future and exported demand for peak time Saturday hockey. Junior hockey can continue to be accommodated and there is likely to be a club specific need from all clubs to gain greater access to AGPs midweek to accommodate existing, and any future demand which is established.

Converting hockey suitable artificial grass pitches to third generation artificial grass pitches

Since the introduction of third generation artificial grass pitches and given their popularity for football, providers have seen this as a way of replacing their tired sand-based carpet and generating money from hiring out a third generation artificial grass pitch to football clubs and commercial football providers. This has come at the expense of hockey, with players now travelling further distances to gain access to a suitable pitch and many teams being displaced from their preferred geographical area.

Due to its impact on hockey, it is appropriate to ensure that sufficient sand-based artificial grass pitches are retained for the playing development of hockey. To that end, a change of surface will require a planning application and, as part of that, the applicants will have to show that there is sufficient provision available for hockey in the locality. Advice from Sport England and EH should therefore be sought prior to any planning application being submitted.

Due to the insufficient capacity at present to cater for current and future demand for senior hockey all current hockey suitable AGPs should be protected.

HUNTINGDONSHIRE DISTRICT COUNCIL

PLAYING PITCH & OUTDOOR SPORTS STRATEGY

Summary - Hockey

- Supply of hockey suitable AGPs in Huntingdonshire is insufficient to meet, future and exported demand for peak time Saturday hockey.
- Junior hockey can continue to be accommodated and there is likely to be a club specific need from all clubs to gain greater access to AGPs midweek to accommodate existing, and any future demand which is established.
- Due to the insufficient capacity at present to cater for current and future demand for senior hockey all current hockey suitable AGP's should be protected.

Supply

- There is a total of five hockey suitable artificial grass pitches in Huntingdonshire located across four sites, only two of which are available for community use. There are also four small sided pitches identified across four sites, similarly to full size pitches only two of the pitches are available for community use.
- Of the two community available full size hockey suitable AGPs, the pitch at One Leisure St Ives Outdoor is operated via the Council's leisure provider, One Leisure. Whilst the pitch at Longsands Academy is managed internally by the School.

Quality

- There are five full size AGPs within Huntingdonshire, of which, four are standard quality and one is good quality. One pitch at Kimbolton School is good quality however is not available for community use.
- The pitch at One Leisure St Ives Outdoor is currently of standard quality, however, due to not being resurfaced in around 16 years is coming to the end of its lifespan and its quality has begun to deteriorate. Huntingdonshire District Council reports that it plans to resurface the pitch in the summer of 2023 in time for the start of the 2023/24 hockey season.

Demand

- The three clubs classed as being from Huntingdonshire accommodating 40 teams: 12 men's teams, 11 women's teams, 16 dedicated junior team and one mixed team.
- Huntingdon HC currently exports demand to Northstowe Secondary College (South Cambridgeshire).
- There is use of both hockey suitable AGPs for other activities, mainly for formal football training or small sided/recreational use for football.

Capacity

- Analysis of programming information at One Leisure St Ives and Longsands Academy indicates that there is no spare capacity on Saturday to accommodate additional match play demand within the District.
- There is very little spare capacity between 6pm-9pm throughout the week. Taking this into consideration, it is considered that pitches are played to capacity during the week and cannot support further growth for hockey training demand.
- There is a requirement for three full size AGPs with sports lighting to meet current and future demand for hockey matches and training in the District.

HUNTINGDONSHIRE DISTRICT COUNCIL

PLAYING PITCH & OUTDOOR SPORTS STRATEGY

PART 7: BOWLING GREENS

7.1: Introduction

All bowling greens in Huntingdonshire are flat greens. Flat green bowls is governed nationally by Bowls England (BE), whilst Huntingdonshire Bowls (HB) oversees flat green bowls locally. A typical season running in the summer from May until September.

Consultation

There are 18 bowling clubs playing in Huntingdonshire. Through online survey and telephone consultation, a total club response rate of 83% (15 of 18 clubs) was achieved.

Table 7.1: Summary of consultation

Club name	Analysis area	Response
Brampton BC	Huntingdon	Yes
Broadway BC (Yaxley)	North West	No
Buckden BC	St. Neots	Yes
Eaton Socon BC	St. Neots	Yes
Eynesbury BC	St. Neots	Yes
Fenstanton BC	St. Ives	Yes
Gransden & District BC	St. Neots	Yes
Hemingfords BC	St. Ives	Yes
Holywell-Cum-Needingworth BC	St. Ives	Yes
Houghton & Wyton BC	St. Ives	Yes
Huntingdon BC	Huntingdon	Yes
Ramsey BC	North East	Yes
Royal Oak BC	Huntingdon	Yes
Sawtry And District BC	North West	Yes
Somersham Town BC	North East	Yes
Warboys White Hart BC	North East	No
St Ives BC	St. Ives	Yes
St Neots	St Neots	No

7.2: Supply

There are 18 bowling greens in Huntingdonshire located across 18 sites. All sites are single green sites.

Table 7.2: Summary of community available greens by analysis area

Analysis area	Number of flat greens
Huntingdon	3
North East	3
North West	2
St. Ives	5
St. Neots	5
West	0
Total	18

HUNTINGDONSHIRE DISTRICT COUNCIL PLAYING PITCH & OUTDOOR SPORTS STRATEGY

The St Ives and St Neots analysis areas both have the most greens with five each, whilst three greens are in each of the Huntingdon and North East analysis areas, whilst there are two greens in the North West Analysis Area. The West Analysis Area has no bowling greens.

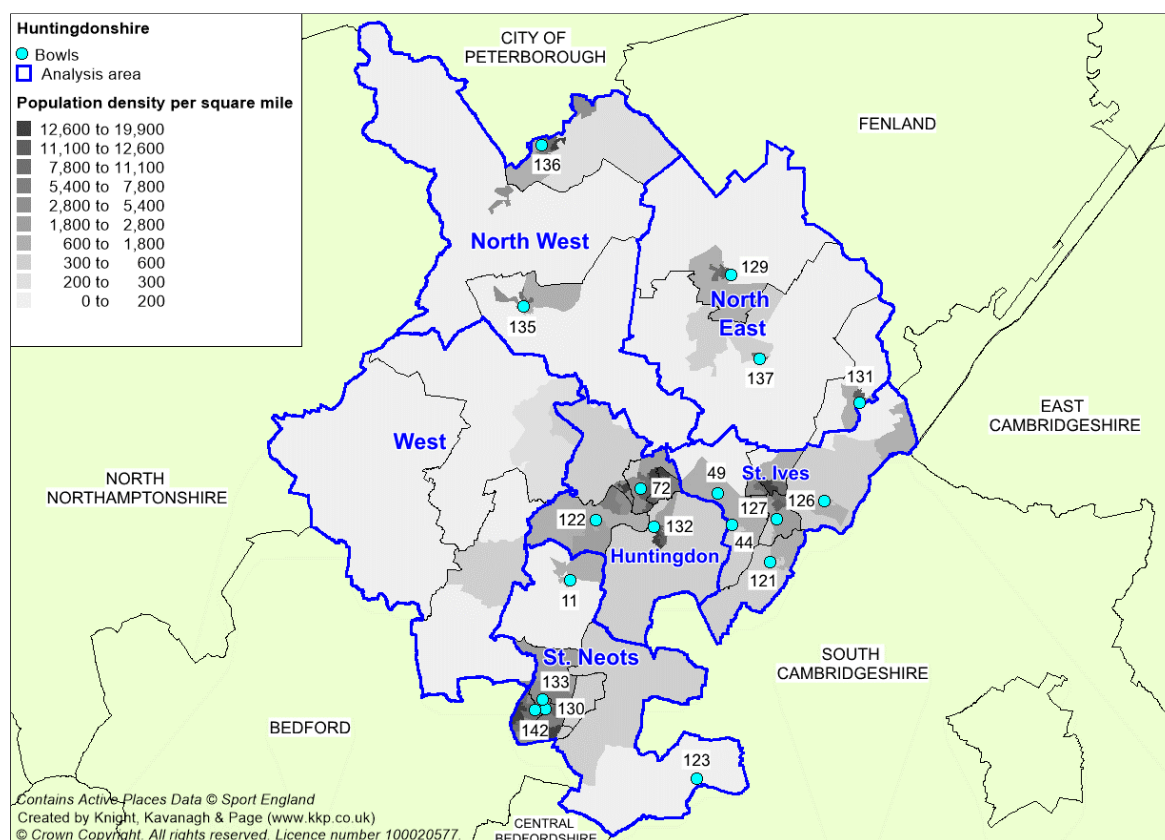
Table 7.3: Breakdown of bowling greens in Huntingdonshire

Site ID	Site name	Analysis area	Users	Management
11	Buckden Recreation Ground	St. Neots	Buckden BC	Trust
44	Hemingford Pavilion	St. Ives	Hemingfords BC	Community Organisation
49	Houghton And Wyton Playing Field	St. Ives	Houghton & Wyton BC	Local Authority
59	King George V Playing Fields (St Peters Road)	Huntingdon	Huntingdon BC	Local Authority
121	Fenstanton BC	St. Ives	Fenstanton BC	Sports club
122	Brampton Bowls Club	Huntingdon	Brampton BC	Sports club
123	Great Gransden Bowls & Tennis	St. Neots	Gransden & District BC	Sports club
126	Needingworth Village Hall	St. Ives	Holywell-Cum-Needingworth BC	Sports club
127	Priory Road Bowling Green	St. Ives	St Ives BC	Sports club
129	Ramsey Golf & Bowls Club	North East	Ramsey BC	Sports club
130	Eynesbury Bowling Club	St. Neots	Eynesbury BC	Sports club
131	Somersham Town BC	North East	Somersham Town BC	Sports club
132	Royal Oak	Huntingdon	Royal Oak Bowls Club	Sports club
133	St Neots Lawn Tennis Club (& Bowls)	St. Neots	St Neots BC	Sports club
135	The Bell	North West	Sawtry & District BC	Private
136	The Farmers	North West	Broadway BC (Yaxley)	Private
137	The White Hart	North East	Warboys White Hart BC	Private
142	Eaton Socon Bowls Club	St. Neots	Eaton Socon BC	Sports club

Figure 7.1 below highlights the location of all outdoor bowling greens in Huntingdonshire. For a key to the map, see Table 7.3.

HUNTINGDONSHIRE DISTRICT COUNCIL PLAYING PITCH & OUTDOOR SPORTS STRATEGY

Figure 7.1: Location of bowling greens in Huntingdonshire



Ownership/management

Of the active greens, seven are owned and managed by the respective sport club on site, seven are managed by the either HDC or parish councils and one is owned by a private landlord and managed by their user club. Due to no response to club survey or phone calls the ownership and management at St Neots Lawn Tennis Club (& bowls) is currently unknown.

The ownership and management of sites in Huntingdonshire can be seen below in Table 7.4.

Table 7.4: Ownership and management agreements of bowls sites in Huntingdonshire

Site ID	Site name	Analysis area	Users	Agreement
11	Buckden Recreation Ground	St. Neots	Buckden BC	Lease agreement from Buckden Village Hall Trust of 25 years which expires in 2046
44	Hemingford Pavilion	St. Ives	Hemingfords BC	Freehold
49	Houghton And Wyton Playing Field	St. Ives	Houghton & Wyton BC	Annual rent agreement from Parish Council
59	King George V Playing Fields (St Peters Road)	Huntingdon	Huntingdon BC	Lease agreement from Huntingdon Town Council which expires in 2028.
121	Fenstanton BC	St. Ives	Fenstanton BC	Freehold
122	Brampton Bowls Club	Huntingdon	Brampton BC	Freehold

HUNTINGDONSHIRE DISTRICT COUNCIL

PLAYING PITCH & OUTDOOR SPORTS STRATEGY

Site ID	Site name	Analysis area	Users	Agreement
123	Great Gransden Bowls & Tennis	St. Neots	Gransden & District BC	Lease agreement from Parish Council of 25 year which expires in 2025
126	Needingworth Village Hall	St. Ives	Holywell-Cum-Needingworth BC	Lease agreement from Parish Council of 25 year which expires in 2043
127	Priory Road Bowling Green	St. Ives	St Ives BC	Freehold
129	Ramsey Golf & Bowls Club	North East	Ramsey BC	Freehold
130	Eynesbury Bowling Club	St. Neots	Eynesbury BC	Lease agreement from HDC which expires in 2028.
131	Somersham Town BC	North East	Somersham Town BC	Freehold
132	Royal Oak	Huntingdon	Royal Oak BC	Annual rent agreement from private landlord
135	The Bell	North West	Sawtry & District BC	Freehold
136	The Farmers	North West	Broadway BC (Yaxley)	Lease agreement from Brewery which owns sites.
137	The White Hart	North East	Warboys White Hart BC	Lease agreement from Brewery which owns sites.
142	Eaton Socon Bowls Club	St. Neots	Eaton Socon BC	Lease agreement from HDC of 25 years which expires 2025

Both Gransden & District BC and Eaton Socon BC have short term lease agreements at Great Gransden Bowls & Tennis Club and Eaton Socon Bowls Club respectively both agreements run until 2025. Due to the short term agreements, both sites are considered to have unsecure tenure and work should be supported to ensure both clubs are able to secure extensions to these agreements.

Quality

Following a non-technical assessment of greens in Huntingdonshire and cross referencing the findings against club consultation, most greens (16 or 89%) are rated as good quality, with one green rated as standard quality and one green rated as poor quality.

Table 7.5: Summary of bowling green quality

Site ID	Site name	Type of green	Number of greens	Quality of green
11	Buckden Recreation Ground	Flat	1	Good
44	Hemingford Pavilion	Flat	1	Good
49	Houghton And Wyton Playing Field	Flat	1	Good
59	King George V Playing Fields (St Peters Road)	Flat	1	Good
121	Fenstanton BC	Flat	1	Standard

HUNTINGDONSHIRE DISTRICT COUNCIL PLAYING PITCH & OUTDOOR SPORTS STRATEGY

Site ID	Site name	Type of green	Number of greens	Quality of green
122	Brampton Bowls Club	Flat	1	Good
123	Great Gransden Bowls & Tennis	Flat	1	Poor
126	Needingworth Village Hall	Flat	1	Good
127	Priory Road Bowling Green	Flat	1	Good
129	Ramsey Golf & Bowls Club	Flat	1	Good
130	Eynesbury Bowling Club	Flat	1	Good
131	Somersham Town BC	Flat	1	Good
132	Royal Oak	Flat	1	Good
133	St Neots Lawn Tennis Club (& Bowls)	Flat	1	Good
135	The Bell	Flat	1	Good
136	The Farmers	Flat	1	Good
137	The White Hart	Flat	1	Good
142	Eaton Socon Bowls Club	Flat	1	Good

Even though most greens across Huntingdonshire are good quality, they still require substantial levels of dedicated maintenance to sustain this standard. Therefore, clubs need to be given continued support, where necessary.

A green is considered good quality if it has a high percentage of grass coverage, an even playing surface and limited signs of wear and tear on surrounding ditches/boarding and hard standing areas. In addition, there must be little to no evidence of litter, dog fouling, leaves and inappropriate usage of the green.

The green at Great Gransden Bowls & Tennis is assessed as poor quality. This is due to issues with unevenness of the green which has also had an effect on the drainage. There has also been issues with the length of grass at times during the season. The Club suggests that it requires more up to date machinery in order to successfully undertake the work required. In addition, it reports that both the ditches/boardings and the greens surrounding walkway are not up to standard and require some attention to help improve the overall quality of green facilities.

The green at Fenstanton BC is assessed at standard quality, this is mainly due to areas of the green experiencing some wear and tear. In order to rectify this the green requires additional maintenance to ensure that grass growth across the green can cater for the volume of demand which it currently accommodates for.

Huntingdon BC has issues with its green at King George V Playing Fields (St Peters Road), where it identifies that a couple of its rinks are currently out of use due them being worn and compact, this has led to the grass on them not growing properly and leaving them unusable. The Club has plans to rectify this over the 2022/23 winter.

All other greens are assessed as good quality with no issues identified.

Ancillary facilities

Most clubs have access to some form of clubhouse/pavilion on site or through an adjoining public house. The quality of these ranges from purpose-built, good quality brick pavilions to basic wooden huts and shelters. It is important to recognise the importance of ancillary provision to bowling clubs as, if the facilities onsite are of suitable quantity/quality and meet players' needs, this can sustain membership levels. This is acknowledged by BE as it offers potential grants for clubs looking to making ancillary improvements.

HUNTINGDONSHIRE DISTRICT COUNCIL PLAYING PITCH & OUTDOOR SPORTS STRATEGY

Of the 18 bowls sites in Huntingdonshire, nine (50%) are accompanied by good quality ancillary provision, eight (44%) by standard quality provision and one (6%) by poor quality provision at The White Hart.

Table 7.6: Summary of ancillary facility quality at bowls sites

Site ID	Site name	Analysis area	Club self-accessed quality
11	Buckden Recreation Ground	St. Neots	Good
44	Hemingford Pavilion	St. Ives	Standard
49	Houghton And Wyton Playing Field	St. Ives	Standard
59	King George V Playing Fields (St Peters Road)	Huntingdon	Good
121	Fenstanton BC	St. Ives	Standard
122	Brampton Bowls Club	Huntingdon	Good
123	Great Gransden Bowls & Tennis	St. Neots	Standard
126	Needingworth Village Hall	St. Ives	Good
127	Priory Road Bowling Green	St. Ives	Good
129	Ramsey Golf & Bowls Club	North East	Good
130	Eynesbury Bowling Club	St. Neots	Standard
131	Somersham Town BC	North East	Standard
132	Royal Oak	Huntingdon	Standard
133	St Neots Lawn Tennis Club (& Bowls)	St. Neots	Good
135	The Bell	North West	Good
136	The Farmers	North West	Good
137	The White Hart	North East	Poor
142	Eaton Socon Bowls Club	St. Neots	Standard

St Ives BC states that its clubhouse facility at Priory Road Bowling Green requires an update in its electrics and heating systems. It has recently applied for funding for this (Through both Sport England and the Mike George Fund). The Club was unsuccessful in these applications and therefore cannot complete projects due to lack of funds.

Holywell-Cum-Needingworth BC has plans to extend its clubhouse but at the moment does not have the required funds. It states that it currently cannot find any funding which it qualifies for in order to complete the project.

The kitchen facilities at Somersham Town BC are currently outdated and the Club has plans to refurbish the facility. It has received funding for this and plans to complete the project in the coming months.

Eynesbury BC is currently exploring the opportunity to extend its lease onsite at Eynesbury Bowling Club which expires in 2028. The Club suggests no plans can be progressed prior to this being extended. Once, the Club gets an extension on the lease it has plans to update the clubhouse with work planned to make significant improvements, on the social and changing areas.

Similarly, Eaton Socon BC requires an extension to its lease which expires in 2025. The Club also aspires for remedial work to be done on its clubhouse; however, this has been put on hold until the lease extension is secured.

No other clubs highlighted specific issues or plans for their ancillary provision onsite.

HUNTINGDONSHIRE DISTRICT COUNCIL

PLAYING PITCH & OUTDOOR SPORTS STRATEGY

Sports lighting

A total of four (22%) of the 18 operational greens in Huntingdonshire are serviced by sports lighting. This means that opportunities for access for training and matches during evenings outside of the summer months is around the average.

7.3: Demand

Current demand

There are 18 bowling clubs playing in Huntingdonshire. Where known, membership of these clubs totals 918, broken down by club in the table below. Three clubs did not respond to consultation requests and therefore the membership of, St Neots BC, Broadway Yaxley BC and Warboys White Hart BC are unknown.

Table 7.7: Membership for bowls clubs across Huntingdonshire

Club name	Current membership
Brampton BC	50
Buckden BC	44
Eaton Socon BC	83
Eynesbury BC	57
Fenstanton BC	54
Gransden & District BC	29
Hemingfords BC	80
Holywell-Cum-Needingworth BC	70
Houghton & Wyton BC	59
Huntingdon BC	40
Ramsey BC	75
Royal Oak BC	36
Sawtry and District BC	71
Somersham Town BC	74
St Ives BC	96
Total	918

The largest club is St Ives BC, with 96 members, followed by Eaton Socon BC with 83 members. The smallest club is Gransden & District BC with 29 members.

Future demand

BE is actively working to negate the stereotype that bowls is a sport for the older generation. As such, it is taking active steps at a County and National level to encourage younger players. The future growth for the sport is therefore in a state of flux due to the growing professionalism of the NGB.

Of responding clubs, 13 clubs (87%) highlight aspirations to increase membership.

HUNTINGDONSHIRE DISTRICT COUNCIL

PLAYING PITCH & OUTDOOR SPORTS STRATEGY

Table 7.8: Future demand aspirations

Club	Site name	Analysis Area	Future demand aspiration	Method to increase membership
St Ives BC	Priory Road Bowling Green	St. Ives	20	Recruiting prior to the season, offering additional coaching for new members.
Holywell-Cum-Needingworth BC	Needingworth Village Hall	St. Ives	20	Primary school affiliation, offering session for children on Thursday afternoons.
Sawtry and District BC	The Bell	North West	30	Open day, with additional coaching. Links with local schools.
Hemingfords BC	Hemingford Pavilion	St. Ives	15	Local marketing, coaching for new members. Links with local schools.
Gransden & District BC	Great Gransden Bowls & Tennis	St. Neots	6	Open day and local marketing.
Ramsey BC	Ramsey Golf & Bowls Club	North East	6	Local marketing, coaching for new members. Links with local schools.
Houghton & Wyton BC	Houghton And Wyton Playing Field	St. Ives	8	Social media advertisement. Coaching for new members. Primary school affiliation, offering session for children on Thursday afternoons.

Eaton Socon BC, Eynesbury BC, Fenstanton BC, Huntingdon BC, Royal Oak BC and Somersham Town BC also report wanting to increase its membership, however, does not specify by what quantity. In total the future demand across the seven clubs equates to 105 new members.

For bowls it is more appropriate to consider population changes for persons aged 65 and over. Office of National Statistics population projections (2018-2043), identify that the number of persons aged 65 and over living in Huntingdonshire is likely to increase continuously from 35,209 in 2018 to 49,819 in 2038, representing an increase of 41.5%. Due to this age band being the most likely to play bowls, it can be said that demand for bowling greens in Huntingdonshire is likely to increase slightly in the future or at least remain static.

Latent demand

Sport England's Market Segmentation Tool³² enables analysis of 'the percentage of adults that would like to participate in bowls but are not currently doing so'. The tool identifies latent demand of 283 people who would like to participate in the sport within Huntingdonshire.

As seen in the table below in comparison to its neighbouring local authorities, Huntingdonshire has a reasonably similar amount of latent demand for bowls to the neighbouring authorities.

³² See Appendix 2

HUNTINGDONSHIRE DISTRICT COUNCIL

PLAYING PITCH & OUTDOOR SPORTS STRATEGY

Table 7.9: Latent demand for bowls in Huntingdonshire and neighbouring local authorities

Neighbouring Local Authority	Latent demand for bowls
Bedford	251
Central Bedfordshire	412
City of Peterborough	273
East Cambridgeshire	158
Fenland	183
Huntingdonshire	283
South Cambridgeshire	241

Notwithstanding this, none of the bowling clubs in Huntingdonshire are reported as operating at capacity, with all clubs willing to accept new members. As such, it is considered that anyone within Huntingdonshire who would like to start participating, could do so at the clubs and greens already in existence.

7.4: Supply and demand analysis

The capacity of a bowling green is very much dependent on the leagues and the day that they operate. A green may have no spare capacity on an afternoon or evening when a popular league operates but may be unused for the rest of the week. However, in many cases, greens are used during the afternoons by Club members who bowl socially, with access a potential issue during peak times if membership is particularly high.

Bowling clubs are generally considered viable if they have the appropriate level of membership to sustain their bowling green and accompanying ancillary facilities. Therefore, clubs that have lower levels of participation in comparison to the remaining clubs within Huntingdonshire may have issues maintaining their provision.

At present no clubs indicate through consultation that they are operating below or close to 20 members, which the BE identifies as a number required to ensure that a green is sustainable. The Club with the least membership is Gransden & District BC with 29 members, it should be closely monitored to ensure membership figures do not decrease to a level where they cannot effectively maintain green and ancillary provision quality.

Conversely, those clubs which have a substantial level of demand also need to be monitored to ensure they have the appropriate quantity and quality of provision. BE identifies that clubs operating with a membership of over 60 members per green could have capacity issues. Seven clubs indicate that they are operating with memberships of 60 or above. The clubs are:

- ✦ Eaton Socon BC (83 members)
- ✦ Hemingfords BC (80 members)
- ✦ Holywell-Cum-Needingworth BC (70 members)
- ✦ Ramsey BC (75 members)
- ✦ Sawtry and District BC (71 members)
- ✦ Somersham Town BC (74 members)
- ✦ St Ives BC (96 members)

All remaining clubs are considered to be adequately catered for and sustainable, taking into account both current and future demand. Emphasis in this regard should therefore be on supporting clubs with aspirations to improve their sites as this will likely improve the capacity for the provision to accommodate increased levels of demand.

HUNTINGDONSHIRE DISTRICT COUNCIL

PLAYING PITCH & OUTDOOR SPORTS STRATEGY

7.5: Conclusion

There is currently sufficient capacity for flat bowling greens to meet both current and future demand in Huntingdonshire.

Gransden & District BC may require future support to ensure that they remain viable despite a low membership base.

Conversely, Eaton Socon BC, Hemingfords BC, Holywell-Cum-Needlingworth BC, Ramsey BC, Sawtry & District BC, Somersham Town BC and St Ives BC are operating at or above recommended capacity levels and therefore need to be monitored to ensure that supply remains adequate. Although BE identifies that clubs with memberships exceeding 60 members could have capacity issues, this is purely a guideline and not a specified capacity threshold. At present, no clubs report specific issues with membership or capacity on greens. However, there may be a need for clubs exceeding 60 members to access a second green elsewhere to meet demand in future.

Of the 15 responding clubs 13 highlight aspirations to increase membership. As 87% of responding clubs are willing to accept new members, it is considered that any future and latent demand can be accommodated at clubs and greens already in existence.

Bowls summary

- ◀ **There is currently sufficient capacity for flat bowling greens to meet both current and future demand in Huntingdonshire.**

Bowls – supply

- ◀ There are 18 bowling greens in Huntingdonshire located across 18 sites. All sites are single green sites.
- ◀ Of the active greens, seven are owned and managed by user clubs, seven are managed by the either HDC or parish councils and one is owned by a private landlord and managed by their user clubs.
- ◀ Gransden & District BC currently have a lease agreement onsite at Great Gransden Bowls & Tennis Club until 2025. The Club will require an extension on this lease to secure continued use of the green, and should be support where possible to ensure this is completed.
- ◀ Most greens (16 or 89%) are rated as good quality, with one green rated as standard quality and one green rated as poor quality.
- ◀ A total of four (22%) of the 18 operational greens in Huntingdonshire are serviced by sports lighting.

Bowls – demand

- ◀ There are 18 bowling clubs playing in Huntingdonshire, with known membership totalling 918 members.
- ◀ Of responding clubs, 13 clubs (87%) highlight aspirations to increase membership.

Bowls – capacity

- ◀ Eaton Socon BC, Hemingfords BC, Holywell-Cum-Needlingworth BC, Ramsey BC, Sawtry and District BC, Somersham Town BC and St Ives BC are operating at or above recommended capacity levels, with usage needing to be monitored to ensure that supply remains adequate.

HUNTINGDONSHIRE DISTRICT COUNCIL

PLAYING PITCH & OUTDOOR SPORTS STRATEGY

PART 8: ATHLETICS TRACKS

8.1: Introduction

As a Governing Body, UK Athletics is responsible for developing and implementing the rules and regulations of athletics, including everything from anti-doping, health and safety, facilities, and welfare, to training and education for coaches and officials as well as permitting and licensing.

Locally, the sport is governed through England Athletics, which is the development and membership body for athletics and running clubs in England. It has a National Head of Clubs and Participation as well as a team of five club support managers across the Country, with one of these covering activities in Huntingdonshire as part of the Midland region.

Consultation

Huntingdonshire Athletic Club is the sole athletics club in the District. It was consulted via telephone to inform this section of the Report.

8.2: Supply

In Huntingdonshire, there are two purpose-built outdoor athletics tracks. Both tracks are 400-metre tracks located at One Leisure St Ives Outdoor (St Ives Analysis Area) and RAF Alconbury (Huntingdon Analysis Area).

Table 8.1: Summary of outdoor athletics tracks in Huntingdonshire

Site ID	Site	Analysis Area	Track length	No. of lanes	Sports lighting	Available for community use?
74	One Leisure St Ives Outdoor	St. Ives	400m	6	Yes	Yes
81	RAF Alconbury	Huntingdon	400m	6	Yes	No

Future developments

England Athletics is currently exploring three alternative approaches in designing new athletics provision. Traditional 400m athletic tracks are becoming increasingly problematic to sustain and refurbish with any new facilities generally considered impractical due to cost and the amount of land required for such a development.

These three designs, outlined below, present alternative approaches to athletics provision as to offer more affordable and feasible means of creating athletics tracks. It should be noted England Athletics has development each of these with the German manufacturer 'Polytan' which help design each type of facility.

Compact Track

The first of the three alternative designs is a 'compact track' featuring a 60m sprint straight with an accompanying jump lane and shot put space. This provision is the smallest of the three and is installed at sites with limited available land.

HUNTINGDONSHIRE DISTRICT COUNCIL PLAYING PITCH & OUTDOOR SPORTS STRATEGY

Mini Track

A 'mini track' features a 140m four lane oval track with a six lane 60m sprint, as well as accompanying shot put and jumping provision. An advantage to a mini track design is it leaves a large space in the centre of the oval track to be used for either various field events such as long jump/ triple jump, or alternatively it can be used for other sports such as football pitches or an outdoor gym. Mini track sites also feature a new design of shot put practice areas in which it flattens a natural slope and athletes throw into a hill allowing for the put to roll back to the participant thus reducing time spent retrieving the put after each throw.

Active Track

Finally, an 'active track' is a synthetic loop with no fixed shape or distance (similar to a formula one circuit), in which a track is drawn to fit its natural surroundings such as an existing park or school field. This is installed at sites where a 400m oval would not be feasible as it allows for adaptations to the shape in order to suit land in its current state.

Although noted considered to be an affordable solution, Polytan has also developed a smart track in which magnetic integrated timing gates are built into the surface intermittently as to enable sports and exercise analysis to take place with much greater ease and precision. The athlete downloads an accompanying 'smart run' app which is then tracked by the magnetic sensors built into the track allowing for split speed analysis to take place without the need for cameras or wires. This allows for the removal of any set up time for analysts whilst also enabling several athletes to be examined simultaneously. As the magnets are embedded within the track it is also vandalism safe and will outlast the lifespan of a brand new athletics track. The installation of such provision reportedly increases the price to roughly £1.35m for a brand new 400m 'smart track.'

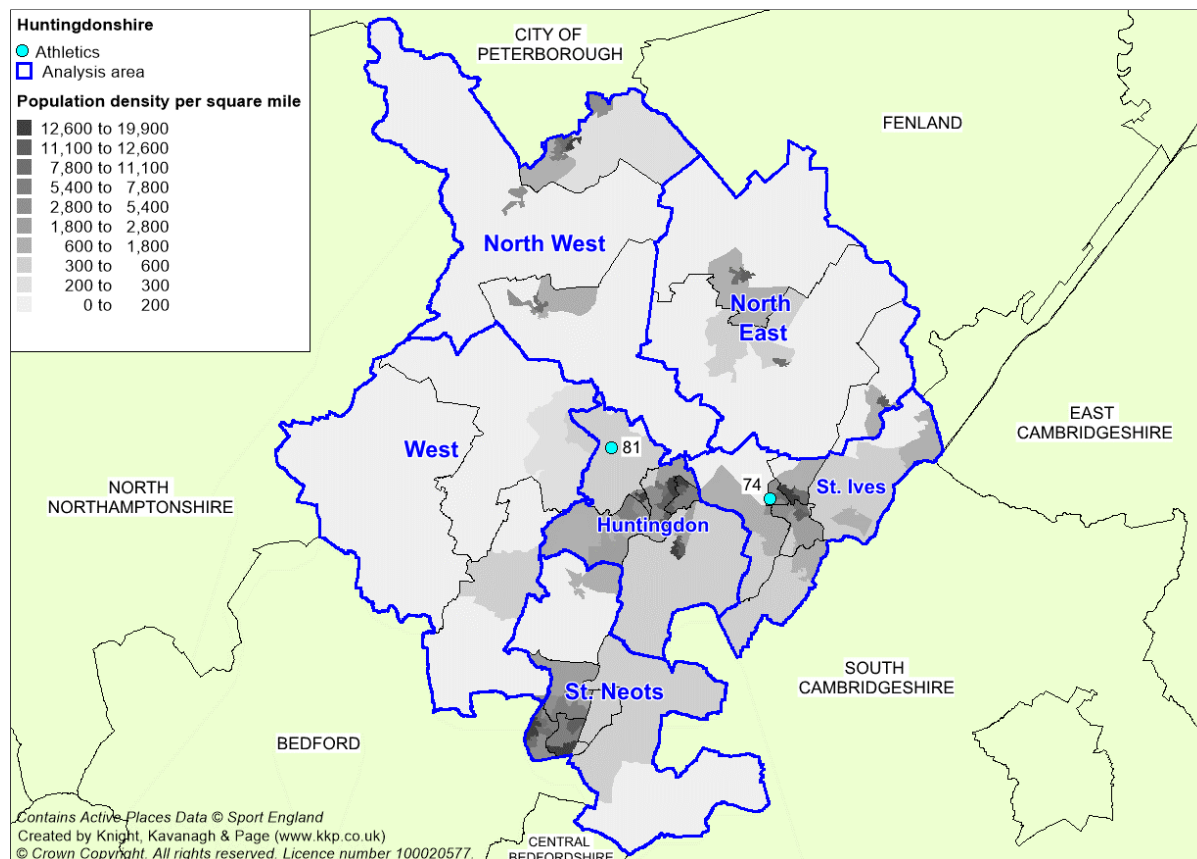
All abovementioned options will be considered within the Strategy & Action Plan as potential methods to reduce any evident shortfalls of provision (if identified within this assessment).

England Athletics is not pursuing investment into the development of new 400 metre athletics tracks, focus is instead on the retention of existing 400 metre facilities, quality and accreditation of these facilities and sustainability and viability of the sites and operating models.

Figure 8.1 overleaf identifies the location of tracks in the District.

HUNTINGDONSHIRE DISTRICT COUNCIL PLAYING PITCH & OUTDOOR SPORTS STRATEGY

Figure 8.1: Location of athletics tracks in Huntingdonshire



Management

There are two 400 metre tracks in the District, one of which is owned by HDC and overseen by One Leisure on its behalf. At present all clubs accessing tracks pay an annual rent. The second track is unavailable for community use and is located in the MOD base at RAF Alconbury.

Quality

The quality of athletics provision across Huntingdonshire has been assessed via a combination of site visits (using non-technical assessments as determined by the England Athletics) and user consultation to reach and apply an agreed rating as follows:

- ◀ Good
- ◀ Standard
- ◀ Poor

The percentage parameters used for the non-technical assessments were as follows: Good (>80%), Standard (50-80%), Poor (<50%). The final quality ratings assigned to the sites also take into account the user quality ratings gathered from consultation.

Maintaining track court quality is an important aspect of athletics and therefore the non-technical assessment assesses several factors which evidence court quality.

The criteria for the non-technical assessment consists of; court surface grip underfoot, damage to the track surface, line markings, track edging, disability access, adequate landing areas, quality of the throwing areas, throwing cages, take off boards. For the full assessment criteria, please refer to Appendix Two.

HUNTINGDONSHIRE DISTRICT COUNCIL

PLAYING PITCH & OUTDOOR SPORTS STRATEGY

The two athletics track in Huntingdonshire at are both rated as standard quality.

Table 8.2: Summary of athletics track quality

Site ID	Site	Analysis Area	Community use	Year built	Year refurbished	Track surface	Track quality
74	One Leisure St Ives Outdoor	St. Ives	Yes	1991	2002	Polymeric	Standard
81	RAF Alconbury	Huntingdon	No	1985	2006	Polymeric	Standard

Huntingdonshire AC has a meeting with the One Leisure Management team onsite at One Leisure St Ives Outdoor. The Club has been tasked to gain quotes for inspection of the track, field and sports lights. It reports that the track is wearing and is coming to the end of its life. It suggests that if the track does not meet requirements for a three year competition license, then the track will need a full replacement.

TrackMark³³

TrackMark is UK Athletics' quality assurance scheme for outdoor track and field athletics facilities. A venue that achieves TrackMark is recognised by UK Athletics as having well managed, compliant facilities that are accessible to participants of all abilities. From 2021, venues that actively choose not to pursue accreditation are not eligible to apply for a competition licence at any level.

The track at One Leisure St Ives Outdoor is currently working towards TrackMark status, although the cage on site is considered non-compliant.

Sports lighting

The tracks at both One Leisure St Ives Outdoor and RAF Alconbury are currently supported with sports lighting.

Ancillary facilities

The ancillary provision support athletics use at One Leisure St Ives Outdoor is of standard quality, Huntingdonshire AC reports that although the current supporting ancillary provision is sufficient, it suggests that it does need some updating and maintaining to improve quality.

8.3: Demand

Club demand

Within the District there is one track and field club which accesses a formal athletics track. Membership of this club equates to 362 in total. The table below summaries club membership.

Table 8.3: Summary of track and field club membership

Name of club	Home site	Number of members			
		Senior male	Senior female	Juniors	Total
Huntingdonshire AC	One Leisure St Ives Outdoor	127	65	160	352

³³ <https://www.uka.org.uk/about/what-we-do/facilities/>

HUNTINGDONSHIRE DISTRICT COUNCIL

PLAYING PITCH & OUTDOOR SPORTS STRATEGY

Huntingdonshire AC offers training sessions three times a week at One Leisure St Ives Outdoor Centre, with training groups taking part in one or two session per week.

Other demand

Run Together

Run Together is an official England Athletics recreational running project which aims to get the whole nation running. Its aim is to provide fun, friendly, supportive, and inclusive running opportunities for everyone, regardless of ability and availability. It believes that running is more fun and easier to become part of a lifestyle when shared with others.

A key focus for England Athletics is increasing demand for participation in initiatives such as Run Together, meaning this could be further targeted moving forward, especially given the number of other clubs that could be involved. There are a number of groups across Huntingdonshire which are part of this programme.

Parkrun

Parkrun is a series of 5k runs held on Saturday mornings in areas of open space around the UK, with 1,063 events now operating across the Country. They are open to all, free, and are safe and easy to take part in. Runners must first register online to access a printed barcode which gives them access to all Parkrun events.

Table 8.4: Summary of Park Runs/Junior Park Runs in Huntingdonshire

Location	Post code	Event	Number of events	Average attendance
Hinchingbrooke Country Park	PE29 6XZ	Park Run	413	250
Pocket Park	PE19 2SA	Park Run	149	182
Riverside Park	PE19 7HD	Junior Run	95	58
Jubilee Park	PE28 2NR	Junior Run	202	67

Couch to 5k

Couch to 5k is a national health initiative promoted by the National Health Service (NHS) to encourage absolute beginners get into running as part of establishing and maintaining an active and healthy lifestyle including regular exercise.

The plan consists of three runs per week and a day of rest in between, with a different schedule for each of the nine weeks to completion. It starts with a mix of running and walking, to gradually build up fitness and stamina, to create realistic expectations and a sense of achievability to encourage participants to stick with it. The end goal of the plan is for the participant to be able to run 5k.

Through the Couch to 5k plan the NHS particularly promotes the health benefits of running and regular exercise which underpin the initiative, such as improved heart and lung health, weight loss and possible increases in bone density which can help protect against bone diseases such as osteoporosis. This also includes mental benefits of running through goal setting and challenge setting, which can help boost confidence and self-belief. Furthermore, running regularly has been linked to combating depression.

It is believed that an increase in people running through the Couch to 5k plan may increase interest and possibly have a knock-on effect of leading to increased demand at running groups and clubs as people may wish to continue develop their running further.

HUNTINGDONSHIRE DISTRICT COUNCIL

PLAYING PITCH & OUTDOOR SPORTS STRATEGY

Latent/unmet demand

Sport England's Segmentation Tool enables analysis of 'the percentage of adults that would like to participate in athletics but 'are not currently doing so'. The tool identifies significant latent demand amounting to 3,890 people within Huntingdonshire.

Future demand

Huntingdonshire AC does not currently operate a waiting list for new members. It suggests that although it is not actively recruiting members, it is open to any new members which wish to join the Club.

In addition, England Athletics also believes that demand is likely to increase in the future, particularly for initiatives such as Parkrun, although to what extent is difficult to quantify.

8.4: Conclusion

In conclusion, there is sufficient supply of traditional athletics facilities (400m track) in Huntingdonshire to meet current and future demand for athletics. However, there are potential qualitative issues at One Leisure St Ives Outdoor, with the track coming to the end of its life. If the Club is to continue at the same level of performance output that it currently operates, the loss of a competition venue would be detrimental to the Club's ability to retain its membership across the board. This would then leave the District without a 400m competition track and would see athletes having to export its demand outside of Huntingdonshire to access such a venue.

Support should also be given to activities being provided by the various running groups in Huntingdonshire outside of track and field clubs, as well as the events/programmes that are being held such as Parkrun and Couch to 5k, in support of wider health and wellbeing agendas and to signpost activity into clubs.

Athletics summary

- ◀ **In conclusion, there is sufficient supply of traditional athletics facilities (400m track) in Huntingdonshire to meet current and future demand for athletics.**
- ◀ **However, there are qualitative issues at One Leisure St Ives Outdoor, with the track coming to the end of its life, If the Club is to continue at the same level of performance output that it currently operates, the loss of a competition venue would be detrimental to the Club's ability to retain its membership.**

Supply

- ◀ In Huntingdonshire, there are two purpose-built outdoor athletics tracks. Only one of which is available for community use at One Leisure St Ives Outdoor, with the unavailable track being located within RAF Alconbury.
- ◀ There is one 400 metre track which is owned by Huntingdonshire District Council and overseen by One Leisure on its behalf. At present all clubs accessing tracks pay an annual rent.

Quality

- ◀ The one available athletics track in Huntingdonshire at One Leisure St Ives Outdoor is rated as standard quality.

Demand

- ◀ Within the District there is one track and field club which accesses the athletics track at One Leisure St Ives Outdoor. Membership of the Club currently equates to 352 in total.

HUNTINGDONSHIRE DISTRICT COUNCIL

PLAYING PITCH & OUTDOOR SPORTS STRATEGY

PART 9: TENNIS COURTS

9.1: Introduction

The Lawn Tennis Association (LTA) is the organisation responsible for the governance of tennis and administers the sport locally across Huntingdonshire. It has recently restructured its strategic approach to target several national focus areas, with a priority on developing the sport at park sites.

Consultation

Consultation was undertaken with the LTA, whilst the affiliated clubs were consulted with via survey or telephone call. Of the eight identified affiliated tennis clubs four responded to consultation requests, representing a 50% club response rate. Unresponsive clubs were contacted by both KKP and the LTA on several occasions, however, both organisations were unsuccessful in obtaining a response.

There is currently one unaffiliated club Great Staughton & District Tennis Club which is based at Great Staughton Playing Fields and was contacted to take part in the consultation, however, there was no response from the Club.

Table 9.1: Summary of consultation response

Club name	Response received
Buckden Tennis Club	Yes
Gransdens TC	No
Great Staughton & District Tennis Club (<i>Unaffiliated</i>)	No
Hemingfords LTC	No
Houghton and Wyton TC	Yes
Huntingdon TC	Yes
Needingworth TC	Yes
Ramsey TC	No
St. Neots TC	No

9.2: Supply

There is a total of 74 tennis courts identified in Huntingdonshire across 21 sites. Of these courts, 48 are identified as being available for community use, whilst 26 are identified as being unavailable.

Table 9.2: Summary of the number of outdoor courts by analysis area

Analysis area	Number of courts available for community use	Number of courts unavailable for community use	Number of total courts
Huntingdon	10	5	15
North East	8	3	11
North West	-	-	0
St. Ives	10	6	16
St. Neots	17	4	21
West	3	8	11
Total	48	26	74

HUNTINGDONSHIRE DISTRICT COUNCIL PLAYING PITCH & OUTDOOR SPORTS STRATEGY

Figure 9.1: Location of tennis courts in Huntingdonshire

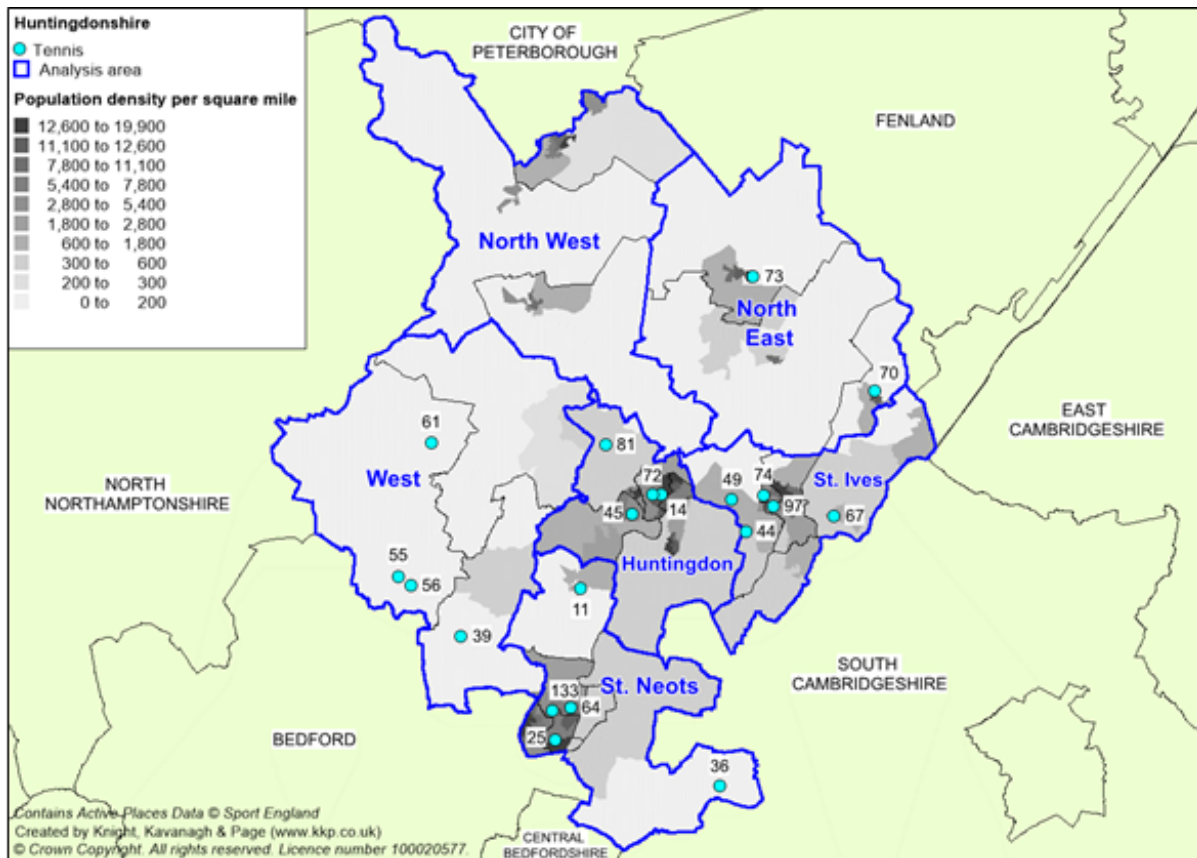


Figure 9.1 shows the location of all courts currently servicing Huntingdonshire. For a key to the map, see Table 9.3.

HUNTINGDONSHIRE BOROUGH COUNCIL PLAYING PITCH & OUTDOOR SPORTS STRATEGY

Table 9.3: Breakdown of outdoor tennis courts in Huntingdonshire

Site ID	Site name	Analysis area	Management	Available community use?	No. of courts	Sports lighting?	Court type	Court quality
1	Abbey College	North East	Education	No	3	No	Macadam	Good
11	Buckden Recreation Ground	St. Neots	Trust	Yes	4	Yes	Macadam	Good
14	Cambridge Regional College, Huntingdon Campus	Huntingdon	Education	No	2	No	Macadam	Standard
25	Ernulf Academy	St. Neots	District Council	Yes	6	Yes	Macadam	Standard
36	Great Gransden Sports And Recreation Ground	St. Neots	Community Organisation	Yes	3	Yes	Macadam	Good
39	Great Staughton Playing Fields	West	Community Organisation	Yes	2	No	Macadam	Poor
44	Hemingford Pavilion	St. Ives	Community Organisation	Yes	3	No	Artificial turf	Good
45	Hinchingbrooke School	Huntingdon	Education	Yes	3	No	Artificial turf	Poor
49	Houghton and Wyton Playing Field	St. Ives	Parish Council	Yes	2	No	Macadam	Standard
55	Kimbolton Prep School	West	Education	No	3	No	Macadam	Good
56	Kimbolton School	West	Education	No	5	No	Macadam	Standard
59	King George V Playing Fields (St Peters Road)	Huntingdon	Sports Club	Yes	1	Yes	Macadam	Good
59	King George V Playing Fields (St Peters Road)	Huntingdon	Sports Club	Yes	3	Yes	Artificial turf	Good
59	King George V Playing Fields (St Peters Road)	Huntingdon	Sports Club	Yes	3 (Indoor air dome)	Yes	Acrylic	Good
61	Leighton Playing Field	West	Parish Council	Yes	1	No	Artificial turf	Poor
64	Longsands Academy	St. Neots	Education	No	4	No	Macadam	Standard
70	Norwood Playing Field	North East	Parish Council	Yes	2	Yes	Macadam	Poor
74	One Leisure St Ives Outdoor	St. Ives	District Council	Yes	2	Yes	Macadam	Poor
81	RAF Alconbury	Huntingdon	MOD	No	3	No	Macadam	Good

HUNTINGDONSHIRE BOROUGH COUNCIL PLAYING PITCH & OUTDOOR SPORTS STRATEGY

Site ID	Site name	Analysis area	Management	Available community use?	No. of courts	Sports lighting?	Court type	Court quality
97	St Ivo Academy	St. Ives	Education	No	3	No	Macadam	Standard
97	St Ivo Academy	St. Ives	Education	No	3	Yes	Macadam	Standard
126	Needingworth Village Hall	St. Ives	Parish Council	Yes	2	Yes	Macadam	Good
126	Needingworth Village Hall	St. Ives	Parish Council	Yes	1	No	Macadam	Good
133	St Neots Lawn Tennis Club (& bowls)	St. Neots	Sports club	Yes	4	Yes	Macadam	Good
168	Ramsey Tennis Club	North East	Sports club	Yes	2	Yes	Macadam	Good
168	Ramsey Tennis Club	North East	Sports club	Yes	2	No	Artificial turf	Standard
168	Ramsey Tennis Club	North East	Sports club	Yes	2	No	Macadam	Standard

HUNTINGDONSHIRE DISTRICT COUNCIL

PLAYING PITCH & OUTDOOR SPORTS STRATEGY

Disused provision

There is one macadam court which is disused at Warboys Parish Centre. The Court has been disused for a number of years and leaves the site as a whole disused for sport.

Future investment

In October 2021, the Government and the LTA announced a package of £30 million for investment and improvements for public tennis courts. The Government are to put in £22 million whilst the LTA invest £8.4 million into the package. The investment is to be made into public tennis courts which are currently accessed as poor quality or unplayable, to bring the courts back to a quality that will benefit the local community.

LTA Quick Access Loan Scheme

The LTA's facility loan scheme provides interest free loans from £25,000 up to £250,000. The funding stream will prioritise investment into low cost indoor structures and floodlights to enable communities to grow participation by accessing all year round facilities. The objectives of the fund are:

- ◀ To provide indoor or courts with sports lighting for year round playing facilities to encourage community accessible play all year.
- ◀ Enhance facilities to create better playing environments to encourage play all year (link to 'what we will fund').
- ◀ Retain and increase the number of participants at the venue.
- ◀ Offer and increase both non-member pay and play usage and coaching opportunities.
- ◀ Grow the numbers of adults and juniors on the coaching programme.
- ◀ Provide online booking through ClubSpark with courts available through LTA Rally.

LTA's Park Capital Funding Scheme

The LTA's ambition is to drive participation across park tennis sites as well as ensuring the future sustainability of these facilities. Subsequently, they have committed capital funds to pay for the refurbishment of public park courts but will also assist and advise on the implementation of sustainable operating models for each facility, to ensure courts are both affordable and utilised.

Renovation fund³⁴

The LTA has secured a £22 million investment fund to be put into public tennis courts across Britain, together with an £8.5 million investment from the LTA. This will see thousands of public park tennis courts that are in poor or unplayable condition improved for the benefit of local communities.

The LTA's ambition is to drive participation across park tennis sites, as well as ensuring the future sustainability of these facilities. As well as paying for the refurbishment of public park courts, the new investment will also pay for the implementation of sustainable operating models for the facilities, with specialist programmes and support to ensure courts are both affordable and utilised.

³⁴[Link to government news](#)

HUNTINGDONSHIRE DISTRICT COUNCIL

PLAYING PITCH & OUTDOOR SPORTS STRATEGY

Court type

Most outdoor tennis courts in Huntingdonshire have a macadam surface, with 59 of the 74 courts (80% of all courts) of this type. Of the 48 community available courts, most are macadam surfaces (33 courts, 69%).

Table 9.4: Summary of tennis court types across Huntingdonshire

Court type	No. available for community use	No. unavailable for community use	Total number of courts
Artificial turf	12	-	12
Macadam	33	26	59
Acrylic (Indoor air dome)	3	-	3
Total	48	26	74

Quality

The quality of tennis courts across Huntingdonshire has been assessed via a combination of site visits (using non-technical assessments) and user consultation to reach and apply an agreed rating as follows:

- ◀ Good
- ◀ Standard
- ◀ Poor

The percentage parameters used for the non-technical assessments were as follows: Good (>80%), Standard (70-80%), Poor (<70%).

Maintaining high court quality is an important aspect of tennis and therefore the non-technical assessment assesses several factors which evidence court quality. The criteria for the non-technical assessment consists of; court surface grip underfoot, damage to a court surface, line markings, evidence of moss/lichen, slope of courts, disability access, fencing and courts being of an appropriate size for competitive tennis. For the full assessment criteria, please refer to Appendix Two.

Just under half of courts in Huntingdonshire are rated as good quality (35 courts or 47%), 29 are rated as standard quality (39%) and ten are accessed as poor quality (14%).

Of the 48 community available courts, 26 are rated as good quality (54%), 12 are rated standard (25%) and ten as poor quality (21%).

Table 9.5: Quality of outdoor tennis courts

Availability for community use	Court quality		
	Good	Standard	Poor
Available	26	12	10
Unavailable	9	17	0
Total	35	29	10

Refer to Table 9.3 for court quality at individual sites.

Community available courts are rated as poor quality at Great Staughton Playing Fields, Leighton Playing Field, Norwood Playing Field, One Leisure St Ives Outdoor and Hinchingsbrooke School.

HUNTINGDONSHIRE DISTRICT COUNCIL PLAYING PITCH & OUTDOOR SPORTS STRATEGY

The courts at Great Staughton Playing Fields, Leighton Playing Field and Norwood Playing Field are at a park sites and receive relatively lower levels of ongoing maintenance and investment than club tennis environments, these sites are also more prone to informal use outside of tennis (i.e. for informal football). Whilst the remaining courts are located within educational and leisure centre sites and are actively used for both tennis and other sports.

Improving park courts is a national priority for the LTA. Suitable sites that cater for high levels of recreational demand or that have the potential to do so should therefore be of focus. This is especially the case if the provision is serviced (or could be serviced) by changing facilities, a café and floodlighting, whereby a sustainable tennis programme could be supported, although this is not a necessity, especially in more rural areas.

The courts at One Leisure St Ives Outdoor are poor quality due to the moss and loose gravel across the courts. The courts are heavily used for both netball and tennis throughout the year, this are similar to the courts at Hinchingsbrooke School which are used for both curricular and extra curricular activity and therefore experience more wear and tear than exclusive tennis courts. It should be noted that these courts are due for resurfacing in January/February 2023.

Overmarking of courts

Tennis courts, particularly within schools, are often overmarked by netball, basketball and/or football courts as shared use spaces. Courts which are overmarked tend to receive higher levels of use which can be detrimental to quality over time, as well as creating capacity issues if there is community demand from more than one sport.

All school sites within Huntingdonshire are overmarked by courts for other sports, especially that of netball court markings. In addition, Leighton Playing Field is overmarked by football, whilst the courts at Norwood Playing Field, King George V Playing Fields (St Peters Road) and One Leisure St Ives Outdoor are all overmarked by netball.

Sports lighting

Courts with sports lighting can facilitate use throughout the year and are identified by the LTA as being a key priority for growing participation nationally. The LTA reports that courts with sports lighting allow for a 35% increase in available court time on an annual basis relative to those with are not lit.

In total, 41 of the 74 tennis courts in Huntingdonshire are serviced by sports lighting, representing 55% of all court provision.

Most courts with operational sports lighting are available for community use, with 26 of the 48 community available courts have sports lighting, representing 54% of available provision

Houghton and Wyton TC reports it currently has demand to develop sports lighting on one of its existing courts at Houghton and Wyton Playing Field. It reports that this would enable longer use of the courts throughout the darker months of the year and therefore, could help to grow membership.

Needingworth TC has three courts at Needingworth Village Hall, of these, two have sports lighting. The Club aspires to install sports lights on the third court, which will enable it to increase usage of this court and offer additional sessions for junior coaching, helping its aim to grow the junior section.

HUNTINGDONSHIRE DISTRICT COUNCIL

PLAYING PITCH & OUTDOOR SPORTS STRATEGY

Ancillary provision

Huntingdon TC reports that the current electricity cost to continue the operation of both its indoor and outdoor courts on site at King George V Playing Fields (St Peters Road) are significantly increasing. The Club has worries about how it will cover the costs, with it starting to put plans in place to make its clubhouse and electricity use more efficient. It has plans to develop its courts through developing solar panels and through changing sports lighting to LED bulbs. To help enable these developments it has applied for grants and capital funding with the applications still ongoing.

Buckden TC has plans to develop its clubhouse, it currently has issues with the roof leaking. The Club has had costings for the re-design of the clubhouse as it plans to change and add facilities. The Club wishes to add a larger social room, and this would require extension onto the current building. It should be stated that this is currently aspirational and it needs to secure funding before engaging relevant parties to start the process of developing the facilities.

Needingworth TC reports that in recent years it has submitted proposals to the Parish Council to develop a new pavilion at Needingworth Village Hall. The Club has had all proposals rejected by the Parish Council over the last three years. It states that it requires a new pavilion to ensure that there are sufficient and suitable facilities to develop its junior section and allow the Club to offer more junior coaching.

Management

Most courts (26 courts, 35% of all courts) are within education ownership. There are 17 courts (20% of all courts) managed by Sports Clubs, eight courts managed by each of HDC, parish councils and community organisations (11% of all courts).

Table 9.6: Outdoor tennis courts by management type

Availability for community use	Number of courts							
	Sports Club	Parish Council	District Council	Trust	MOD	Education	Community Organisation	Total
Available	17	8	8	4	-	3	8	48
Unavailable	-	-	-	-	3	23	-	26
Total	17	8	8	4	3	26	8	74

Security of tenure

A site is considered to offer unsecure tenure if the tennis provision is not guaranteed to be retained or access for the club is not confirmed over the next three years.

Huntingdon LTC currently lease its site off the District Council. It reports that it currently has a number of years left on this agreement.

Houghton & Wyton TC currently has a formal rental agreement on its site Houghton and Wyton Playing Field with the Parish Council.

Buckden TC has a lease for its courts and site at Buckden Recreation Ground, from the Buckden Village Hall Trust, which is due to expire in 2034. The Club plans to monitor the lease and engage the relevant parties to extend the lease when required.

Needingworth TC has freehold ownership of its site at Needingworth Village Hall. The remaining clubs in Huntingdonshire did not respond to consultation requests after numerous attempts. Therefore, the other agreements on sites across the District are unknown.

HUNTINGDONSHIRE DISTRICT COUNCIL

PLAYING PITCH & OUTDOOR SPORTS STRATEGY

9.3: Demand

Club tennis

There is eight LTA affiliated tennis club in Huntingdonshire, the known membership totals 1,417 members. The exact breakdown of the club's membership is shown in the table below.

Table 9.7: Summary of tennis club membership in number of members

Name of club	Sites used	Number of members		
		Seniors	Juniors	Total
Buckden TC	Buckden Recreation Ground	75	120	195
Gransdens TC	Great Gransden Sports And Recreation Ground	63	37	100
Hemingfords LTC	Hemingford Pavilion	137	107	244
Houghton and Wyton TC	Houghton and Wyton Playing Field	60	20	80
Huntingdon TC	King George V Playing Fields (St Peters Road)	168	133	301
Needingworth TC	Needingworth Village Hall	105	75	180
Ramsey TC	Ramsey Tennis Club	42	46	88
St Neots TC	St Neots Lawn Tennis Club (& bowls)	163	66	229
-	Total	813	604	1,417

The unaffiliated club (Great Staughton & District Tennis Club) were also contacted for consultation however, they did not response to requests via both email and phone call. It should be noted that Great Staughton & District Tennis Club is also likely to host a number of members.

Future demand

Buckden TC suggests that it has been losing its senior members in recent years, although at the same time its junior membership has increased significantly. The Club expresses a desire to re-establish a stronger senior membership through engagement with the local community.

Houghton and Wyton TC and Needingworth TC both report a desire to increase their senior and junior membership in the coming years. The Club's report wanting to increase by *circa* 20-40 members.

Huntingdon TC reports that it has aspirations for a high increase in both its senior and junior membership. It has set itself high targets as it suggests without an increase in membership it may struggle to cover the costs of its energy bills, which are due to rise. The Club suggests it aspires to increase its membership by around 100-150 members, it should be stated that this is a very unlikely target and is purely aspirational by the Club.

Unmet demand

Unmet demand is demand which is known to exist but similarly is not able to be realised, in this case due to lack of access to or poor quality of facilities. This is often represented in the form of a waiting list.

HUNTINGDONSHIRE DISTRICT COUNCIL

PLAYING PITCH & OUTDOOR SPORTS STRATEGY

Latent demand

The LTA has undertaken modelling work in conjunction with Periscope Data as part of a Digital Participation Project. The findings inform LTA decisions around investment into the gate access technology in park sites. The LTA has committed to improving access to park venues by agreeing to grant fund the installation of gate access systems across the country in locations that will make it easier for people to find and book a court.

The modelling has helped explore penetration of park sites across the Country and has identified sites with a high level of penetration and potential local demand. The model uses a ten minute drive time catchment area and identifies sites within areas of high demand, based demographic, population and LTA tennis segmentation data.

The six tennis segments and their representation within existing LTA membership in Huntingdonshire are:

- ◀ **Tennis Titan (10%)** - Frequent players & tennis club members for whom tennis is their main sport and key.
- ◀ **Tennis Troupers (15%)** – Often club members, largely family-oriented, middle-aged players for whom tennis is a hobby; interested in playing with teams to partnering with their kids in the summer.
- ◀ **Seasonal Spinners (3%)** – Largely young women, they play sport in general for athletic reasons (often being gym-goers and joggers), and enjoy their tennis a lot, though tennis is very intertwined with friends and being social.
- ◀ **Wimbledon Warriors (2%)** - Largely young men who are keen athletes, they like tennis and want to play more, though are often held back by other factors.
- ◀ **Social Butterflies (3%)** - Infrequent, younger and less experienced players for whom tennis is an occasional fun summer activity.
- ◀ **Senior Stalwarts (60%)** - An older group of players for whom tennis is a social habit and they play with a regular group as a way of keeping social and enjoyable gentle exercise.

A further 6% are considered to be within demographics which do not match a tennis profile.

Senior Stalwarts have the greatest representation within current LTA affiliated membership, this segment is individuals which use tennis as a social habit as a way of keeping social and getting regular exercise.

Informal tennis

The LTA has developed a package of support for local authorities to grow the use of tennis courts by removing key barriers to participation. The three products are ClubSpark, Rally and Gate Access, which are further detailed below.

It is believed by many of the schools that a lack of demand is a direct result of quality issues and/or a lack of floodlighting, as well as other courts being available for free. This results in the community being less likely to pay a hire charge for their provision.

ClubSpark – Improving the booking process

ClubSpark is a flexible and simple venue management platform with multiple products and applications to help venues, local authorities and coaches manage their sport. ClubSpark is a tool that is offered for free as part of LTA venue registration and allows administrators to manage all functions at their venue(s), including:

HUNTINGDONSHIRE DISTRICT COUNCIL

PLAYING PITCH & OUTDOOR SPORTS STRATEGY

- ◀ Managed website - create and manage a mobile friendly website tailored to LA/club requirements to promote events and activities.
- ◀ Managed coaching – set up coaching lessons and courses online.
- ◀ Membership management - improve membership engagement by making it easier for the venue and for members to pay, renew and keep in touch (includes online payments, direct debits and the monitoring of revenue streams; membership modules can also be used to take season ticket payments for venues operating a non-traditional annual facility fee).
- ◀ Organise payments - set the way payments are taken, whether it's immediate pay and play, or bookable as part of a membership package.
- ◀ Court bookings – reduced administration for managing bookings; give staff, coaches, members and the general public access to book and pay for courts, classes or other resources online.
- ◀ Scheduling - set unique booking and price rules to suit the venue and enable lights to switch on/off automatically when linked to the LTA Premium Gate Access system.
- ◀ Book and pay remotely - customers can make bookings and payments for a venue anytime, anywhere via the real-time booking app.
- ◀ Reporting - ClubSpark allows administrators to view reports highlighting income, court usage, revenue and number of members and season ticket holders; this allows for identification of trends and patterns and evidence to demonstrate participation levels and impact.

RALLY

Rally is an aggregator that collects all booking and coaching information via ClubSpark pages and displays it for participants in one easy to view page. It allows players to search for venues close to them and provides booking options, removing the barriers of not knowing where courts are or how to book.

Rally provides a helpful customer journey, with a personal profile to review and manage bookings, and helpful reminders. Courts can be set to book for free of charge or at a fee agreed by the provider.

Based on the LTA's recent Parks Tennis Brochure (Making Your Courts Work for You)³⁵ there are now 1,124 venues on Rally. Of these two are in Huntingdonshire at King George V Playing Fields (St Peters Road) and Needingworth Village Hall.

Smart Access

The LTA has developed two Smart Access gate systems that work in association with ClubSpark to secure courts and to allow access to booked customers only. Members of the public can book a court online (making payment if required) and receive a four digit access code via email to enter using a courtside keypad. The gate access system then allows entry for the time booked if a correct code is entered.

There are two gate options available: SmartAccess Premium and SmartAccess Lite. The demands and needs of users plus the setup of the venue determines the most appropriate system for each site.

Nationally, the LTA has supported the installation of 177 gate access systems within the last two years. Furthermore, it states that sites with Gate Access installations:

- ◀ Attracted 65,751 unique players
- ◀ Led to 791,226 court bookings
- ◀ Generated £1.5 million of income

³⁵ <https://www.lta.org.uk/globalassets/venue/resources/park-tennis-making-your-courts-work.pdf>

HUNTINGDONSHIRE DISTRICT COUNCIL

PLAYING PITCH & OUTDOOR SPORTS STRATEGY

There are currently no sites with Gate Access in Huntingdonshire.

Additional demand

The LTA operates various tennis initiatives across the Country which result in some courts receiving additional demand. Furthermore, there are other formats away from traditional tennis that can result in increased usage. These are all detailed below.

Local Tennis Leagues

Recreational Tennis leagues are less formal in comparison to established club play, offering greater flexibility and an opportunity for all abilities to engage in competition at local venues. The leagues are available to all aged 18 years and above and are run by an organisation called Local Tennis Leagues, which is owned by the LTA. Players are organised into mixed sex leagues of eight based on similar ability levels, with matches arranged between the two players at whatever time and court is agreed. The flexibility of play is conducive to the use of park sites which are typically more easily accessible.

There are no Local Tennis League specific to Huntingdonshire.

LTA Youth Programme

The LTA coordinate courses for children aged 4 - 18, consisting of fun games and dynamic training. Specialist coaches make sure every child has the best start to their tennis journey in a safe and inclusive environment. Sessions cater to all abilities.

Youth stages:

- ◀ Blue Stage (Age 4-6)
- ◀ Red Stage (Age 6-8)
- ◀ Orange Stage (Age 8-9)
- ◀ Green Stage (Age 9-10)
- ◀ Yellow Stage (Age 10+)

Key points:

- ◀ There are assigned ages to each stage, but this only serves as a guide.
- ◀ Young people want to play in groups and with their friends, and so whatever stage they start at, all kids will see progression.
- ◀ In every LTA Youth stage, young people will be active, having fun and developing skills

LTA Youth Start³⁶

LTA Youth Start³⁷ is a six week coaching offer for children that have never played tennis before and is identified as a priority by the LTA. For £29.99 (Plus £5 postage & packaging), kids get six weeks coaching by an LTA Accredited coach, along with a free racket, pack of balls and personalised t-shirt so that they can continue playing.

There is currently one venue, King George V Playing Fields (Huntingdon TC) which operates the programme.

³⁶ <https://www.lta.org.uk/play-compete/lta-youth/start/>

³⁷ <https://ClubSpark.lta.org.uk/tennisforkids>

HUNTINGDONSHIRE DISTRICT COUNCIL

PLAYING PITCH & OUTDOOR SPORTS STRATEGY

Tennis for Free

Tennis for Free³⁸ is a community sports charity that work in partnership with the LTA. The charity delivers free, fully inclusive weekly coaching sessions for all ages and abilities in local communities across the UK, especially those in low income areas. Tennis For Free offer a package for local authorities and court operators that includes financial support for local LTA Accredited coaches to deliver the sessions, tennis equipment for attendees and coaches and promotional support. Sessions are typically delivered across three courts, although the charity have recently launched 'Tennis for Free Lite', to unlock the large number of two court community venues that could benefit from the offer. Through its offer it aims to:

- ◀ Reinvigorate under-used public facilities.
- ◀ Make tennis a sport for all.
- ◀ Make tennis more financially accessible in the UK.
- ◀ Improve the physical and mental wellbeing of local communities through tennis.

Padel

One of the LTAs key strategies is to find new ways to grow participation and Padel is an innovative format of tennis that is fun, flexible, easy to play and extremely sociable. Padel is played mainly in a doubles format on an enclosed court about a third of the size of a tennis court and can be played in groups of mixed ages and abilities, as it is not power dominant. The rules are broadly the same as tennis, although you serve under-arm and the walls are used as part of the game with the ball allowed to bounce off them.

One of the fastest growing sports across Europe, Padel has gained increasing popularity over recent years, with over six million people currently playing in Spain.

Padel has been integrated into the LTA and is recognised as a format of tennis. This has provided a platform to facilitate the growth of the sport, with tennis venues throughout Great Britain exploring the potential opportunities it can bring to a facility.

There are currently no padel tennis courts within Huntingdonshire.

9.4: Supply and demand analysis

Club tennis

The LTA suggests that a hard court with no sports lighting can accommodate 40 members whereas a hard court with sports lighting can accommodate 60 members. Indoor courts can accommodate 200 members with air domed courts being able to host 100. It should be noted that these figures relate to LTA viability guidelines for clubs and are not the maximum capacity. The figure relates to what most clubs, based on the level of provision, would find sustainable.

Based on known club membership figures, there is sufficient capacity at three of the four responding club sites.

Needingworth TC currently has 180 members, its three courts (two with sports lighting) have a capacity of 160 members. This highlights that the club is currently operating at 20 members above its recommended capacity. The club aspires to develop sports lighting on the one court without, this would alleviate the current capacity imbalance.

Both Huntingdon TC and Buckden TC has capacity to grow its membership, by 239 and 45 members respectively. Whilst Houghton & Wyton TC currently are at capacity. Whilst

³⁸ <https://www.tennisforfree.com/index.php>

HUNTINGDONSHIRE DISTRICT COUNCIL PLAYING PITCH & OUTDOOR SPORTS STRATEGY

Huntington TC and Buckden TC have capacity to accommodate its aspirations for future growth in membership, the aspirations for Houghton & Wyton TC would see its courts become marginally oversubscribed. As Needingworth TC is currently oversubscribed any further membership growth would see this exacerbated. It should be noted that even if plans to develop sports lights on the unlit court were successful, the courts would still be played to capacity with its current membership. Therefore, further growth to its membership, would again see the courts become oversubscribed.

It should be noted that although no membership data is known for the unaffiliated club, Great Staughton & District TC, its site at Great Staughton Playing Fields has a theoretical capacity to host 80 members. Due to the nature of unaffiliated clubs generally having lower membership, it is likely that the Club is within this capacity, with space for additional members.

All other clubs membership were gathered through LTA membership data however, these figures are likely not 100% accurate. However, these membership numbers suggests that the courts at Hemingford Pavilion are over capacity by 124 members with its courts having capacity for 120 members. Although this isn't guaranteed to be 100% accurate the membership numbers for Hemingfords LTC is likely to be above the recommended capacity on its courts at Hemingford Pavilion.

Non-club settings

There are no known shortfalls for non-club tennis courts, instead opportunities to develop participation and growth through different participation offers within new tennis markets. Much of the club based membership in the District is from senior age players. There is opportunity to increase participation through non-club environments with the right offer.

9.5: Conclusion

In conclusion, capacity for both club and non-club tennis courts can be meet current and future demand at the majority of tennis club sites, only Needingworth and Hemongfords TC currently have capacity issues. However, Needingworth TC aspires to develop additional sports lighting onsite which would remove these current issues. It is likely that future demand could be accommodated at Huntington TC and Buckden BC, whilst Houghton & Wyton TC would see its courts become over capacity if club future aspirations were realised. Similarly, Needingworth TC would see its courts remain over capacity if future aspirations were realised, this is regardless of the development of additional sports lights onsite.

Court quality and provision of sports lighting is generally good at club sites, though there is a case to explore potential to provide additional sports lighting increase capacity.

The quality of park and publicly accessible sites is not as high and there is scope to improve both the quality of provision and accessibility for the public tennis market, to provide an alternative participation offer to engage other sections of the LTA market segmentation.

HUNTINGDONSHIRE DISTRICT COUNCIL

PLAYING PITCH & OUTDOOR SPORTS STRATEGY

Tennis summary

- ◀ **In conclusion, capacity for both club and non-club tennis courts can be meet current and future demand at the majority of tennis club sites.**
- ◀ **Only Needingworth and Hemingfords TC currently have capacity issues. However, Needingworth TC aspires to develop additional sports lighting onsite which remove these issues.**

Supply

- ◀ There is a total of 74 tennis courts identified in Huntingdonshire across 21 sites. Of these courts, 48 are identified as being available for community use, whilst 26 are identified as being unavailable.
- ◀ There is one macadam court which is disused at Warboys Parish Centre. The Court has been disused for a number of years and leaves the site as a whole disused for sport.
- ◀ Most outdoor tennis courts in Huntingdonshire have a macadam surface, with 59 of the 74 courts (80% of all courts) of this type. Of the 48 community available courts, most are macadam surfaces (33 courts, 69%).

Quality

- ◀ Just under half of courts in Huntingdonshire are rated as good quality (35 courts or 47%), 29 are rated as standard quality (39%) and ten are accessed as poor quality (14%). Of the 48 community available courts, 26 are rated as good quality (54%), 12 are rated standard (25%) and ten as poor quality (21%).
- ◀ Community available courts are rated as poor quality at Great Staughton Playing Fields, Leighton Playing Field, Norwood Playing Field, One Leisure St Ives Outdoor, Hinchingsbrooke School.
- ◀ In total, 35 of the 74 tennis courts in Huntingdonshire are serviced by sports lighting, representing 47% of all court provision.
- ◀ Most courts (26 courts, 35% of all courts) are within education ownership. There are 17 courts (23% of all courts) managed by Sports Clubs, eight courts managed by each of HDC, parish councils and community organisations (11% of all courts).

Capacity

- ◀ There is eight LTA affiliated tennis club in Huntingdonshire, the known membership totals 756 members.

HUNTINGDONSHIRE DISTRICT COUNCIL PLAYING PITCH & OUTDOOR SPORTS STRATEGY

PART 10: NETBALL COURTS

10.1: Introduction

England Netball (EN) is the governing body with overall responsibility for ensuring the effective governance of the sport.

Whilst often played indoors, nationally, EN reports that the challenge is that the supply of outdoor netball courts is generally not of a good enough standard for use by the community, whilst accessibility can also be problematic.

Consultation

Information for netball was gathered through online research along with consultation with England Netball to inform this section of the Report.

10.2: Supply

There are 40 outdoor netball courts identified in Huntingdonshire across 16 sites, of which, 12 are available for community use across five sites. Most provision is in the St Neots Analysis Area with a total of 14 (35%) courts identified. This is followed by the St Ives Analysis Area with 13 (33%) courts, Huntingdon with eight (20%) courts, North West with three (8%) courts and West with just two (5%) courts. The North East Analysis Area has no netball court provision.

Figure 10.1: Location of netball courts in Huntingdonshire

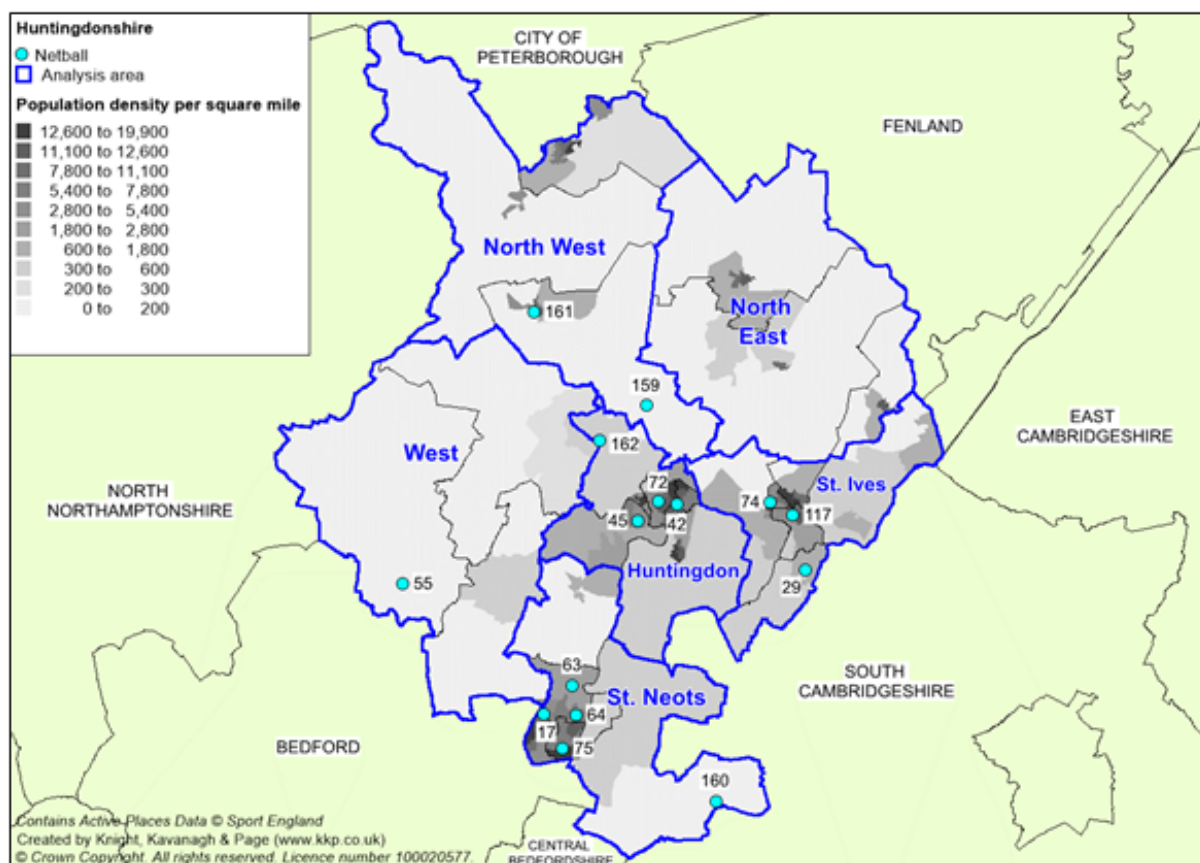


Figure 10.1 shows the location of all courts currently servicing Huntingdonshire. For a key to the map, see Table 10.1.

HUNTINGDONSHIRE DISTRICT COUNCIL PLAYING PITCH & OUTDOOR SPORTS STRATEGY

Table 10.1: Summary of outdoor netball court provision

Site ID	Site name	Analysis area	Community use?	Number of courts	Surface type	Sports lighting	Quality
17	Crosshall Junior School	St. Neots	No	2	Macadam	No	Standard
24	Ermine Street Church Academy	Huntingdon	Yes	2	Macadam	No	Good
25	Ernulf Academy	St. Neots	Yes	3	Macadam	Yes	Standard
29	Fenstanton & Hilton Primary School	St. Ives	No	3	Macadam	No	Standard
42	Hartford Junior School	Huntingdon	No	1	Macadam	No	Standard
45	Hinchingbrooke School	Huntingdon	Yes	4	Macadam	No	Good
56	Kimbolton School	West	No	2	Macadam	No	Poor
63	Little Paxton Primary School	St. Neots	No	1	Macadam	No	Good
64	Longsands Academy	St. Neots	No	4	Macadam	No	Good
64	Longsands Academy	St. Neots	No	3	Macadam	No	Poor
72	One Leisure Huntingdon	Huntingdon	Yes	1	Macadam	Yes	Good
74	One Leisure St Ives Outdoor	St. Ives	Yes	2	Macadam	Yes	Poor
97	St Ivo Academy	St. Ives	No	3	Macadam	No	Standard
97	St Ivo Academy	St. Ives	No	3	Macadam	Yes	Standard
117	Westfield Junior School	St. Ives	No	2	Macadam	No	Standard
159	Abbots Ripton Primary C of E	North West	No	1	Macadam	No	Standard
160	Barnabas Oley Primary School	St. Neots	No	1	Macadam	No	Standard
161	Sawtry Junior Academy	North West	No	2	Macadam	No	Poor

HUNTINGDONSHIRE DISTRICT COUNCIL

PLAYING PITCH & OUTDOOR SPORTS STRATEGY

Management

Although not uncommon across the Country, most of the netball provision within the District are located on educational sites. This creates a particular issue surrounding community availability where there is often limited or reduced community access. As identified above only 12 courts (35%) are available for community use.

Of the 12 community available courts, six of the courts are located at One Leisure managed sites, with the remaining six courts located at Hinchingsbrooke School (four courts) and Ermine Street Church Academy (two courts).

Quality

The quality of netball courts across Huntingdonshire has been assessed via a combination of site visits (using non-technical assessments) and user consultation to reach and apply an agreed rating as follows:

- ◀ Good
- ◀ Standard
- ◀ Poor

The percentage parameters used for the non-technical assessments were as follows: Good (>80%), Standard (70-80%), Poor (<70%).

Maintaining high court quality is an important aspect of netball and therefore the non-technical assessment assesses several factors which evidence court quality. The criteria for the non-technical assessment consists of; court surface grip underfoot, damage to a court surface, line markings, evidence of moss/lichen, slope of courts, disability access, fencing and courts being of an appropriate size for competitive netball.

As seen in Table 9.1 most courts (19 or 48%) are rated as standard quality, whilst 12 (30%) courts are rated as good quality. The remaining nine courts (22%) are rated as poor quality with significant issues surrounding grip, court markings and evidence of moss/lichen.

Of the 12 community available courts, seven (58%) are good quality, three (25%) are standard quality and two (17%) at One Leisure St Ives Outdoor are poor quality, it should be noted that these courts are due for resurfacing in January/February 2023.

Additionally, it should be noted that only nine courts are accompanied by sports lighting. Six of these are located at the three sites widely available for community use, at the three One Leisure sites, with three at St Ivo Academy.

Overmarking of courts

Netball courts, particularly within schools, are often overmarked by tennis basketball and/or football courts as shared use spaces. Courts which are overmarked tend to receive higher levels of use which can be detrimental to quality over time, as well as creating capacity issues if there is community demand from more than one sport.

Hinchingsbrooke School, Kimbolton Prep School, Little Paxton Primary School, Longsands Academy, One Leisure Huntingdon, One Leisure St Ives Outdoor, One Leisure St Neots, St Ivo Academy and Ermine Street Church Academy all have netball courts overmarked for other sports, particularly that of tennis.

HUNTINGDONSHIRE DISTRICT COUNCIL

PLAYING PITCH & OUTDOOR SPORTS STRATEGY

Court type

All of the outdoor netball courts in Huntingdonshire have a macadam surface. The estimated lifespan of a macadam court is ten years, depending on levels of use and maintenance levels. To ensure courts can continue to be used beyond this time frame, it is recommended that a sinking fund is put into place for eventual refurbishment.

10.3: Demand

Club demand

England Netball identifies nine clubs as playing within the District and as identified below.

Table 10.2: Summary of tennis club membership

Name of club	Sites used
Hinchingbrooke Harriers NC	Hinchingbrooke School
RAF Wyton NC	RAF Wyton
Alconbury Weald NC	Ermine Street Church Academy
Hawks NC	One Leisure St Ives Outdoor
Cyclone NC	Longsands Academy
St Neots NC	Longsands Academy
Sawtry Kites NC	Sawtry Junior Academy
Warboys Witches NC	One Leisure St Ives Outdoor
Icons NC	One Leisure St Ives Outdoor

Clubs in the District play within multiple leagues across Cambridgeshire and the surrounding areas. The Clubs listed in Table 9.2 play across, the Bedford & District Netball League, Heritage Netball League, Cambridge & District Netball League, Cambridge County Premier League, Huntingdon & Peterborough Netball League and the Fenland Netball League.

Other demand

In November 2021, England Netball launched a new 10-year 'Adventure Strategy' the strategy is a purpose-led ambition for the game, to build on the momentum the sport has seen in recent years. The strategy outlines the intention to:

- ◀ Accelerate the development and growth of the game at every level, from grassroots to the elite.
- ◀ Elevate the visibility of the sport.
- ◀ Lead a movement to impact lives on and beyond the court.

The Strategy look at achieving its goals by engaging with and delivering netball for female communities, England Netball pledges to understand, support and nurture women and girls more deeply at every life stage, at every age. In order to do this, it delivers four participation programmes to engage women in the sport:

- ◀ Back to Netball
- ◀ Bee Netball
- ◀ Netball Now
- ◀ Walking Netball

Back to Netball is a fun and friendly re-introduction to the sport. More than 110,000 participants have rediscovered their love for the game.

HUNTINGDONSHIRE DISTRICT COUNCIL PLAYING PITCH & OUTDOOR SPORTS STRATEGY

Back to Netball and realised the many benefits of getting involved. It is targeted at participants of all ages and levels of experience but sessions will be specifically designed to cater for those who have not played for an extended period.

At present there is one session of Back to Netball run at Ermine Street Church Academy on Tuesday evenings 7pm-8pm.

The Bee Netball programme for young children, whilst supporting teens and young women to stay in the game to keep them physically active and in the game for life, based around friendship, inclusion, fair play and playing together. Transforming netball for children and young people is a strategic priority to protect the future of the sport.

At present there are no outdoor venues which run Bee Netball sessions in Huntingdonshire.

Netball Now is a simple and comfortable way to play netball. It is not a coached session or a competition led by regulations and scores recorded. It is simply a session where players turn up, pay a small fee and play netball. At present, there are no venues in Huntingdonshire which run Netball Now.

Walking Netball is a slower version of the game; it is netball, but at a walking pace the sessions have been designed so that anyone can play it regardless of age or fitness level. From those who have dropped out of the sport due to serious injury to those who believed they had hung up their netball trainers many years ago. At present, One Leisure Ramsey, One Leisure Huntingdon and One Leisure St Neots all operate outdoor walking netball sessions.

Latent demand

Sport England's Market Segmentation Tool enables analysis of 'the percentage of adults that would like to participate in netball but are not currently doing so'. The tool identifies latent demand of 527 people who would like to participate in the sport within Huntingdonshire.

As seen in the table below in comparison to its neighbouring local authorities, Huntingdonshire has a reasonably similar amount of latent demand for netball to neighbouring authorities, sitting close to both Bedford and the City of Peterborough.

Table 10.3: Latent demand for netball in Huntingdonshire and neighbouring local authorities

Neighbouring Local Authority	Latent demand for netball
Bedford	513
Central Bedfordshire	790
City of Peterborough	520
East Cambridgeshire	266
Fenland	270
Huntingdonshire	527
South Cambridgeshire	445

10.4: Conclusion

In conclusion, there is an insufficient supply of outdoor netball courts to service the District. This is due to a low supply of available community available courts and a mixed quality offer. When reviewing provision by individual analysis areas, residents in St Ives, North East and West have access to no provision or a poor quality offer, whilst St Neots is catered for by three standard quality courts. Consequently, there are no opportunities within these settlements for competitive or recreational netball offers to be established (i.e. back to netball).

HUNTINGDONSHIRE DISTRICT COUNCIL

PLAYING PITCH & OUTDOOR SPORTS STRATEGY

This position is exacerbated when reviewing provision by ownership and management type where there is a reliance on the education sector to provide the better quality courts in the District which although are available for community use, are less well advertised and known to be accessible.

It is known that most competitive play occurs outside of the District on a central venue basis and as such from a competitive point of view there is a limited need for outdoor courts. However, from a recreational perspective, the supply is inadequate and is likely to be preventative for alternate opportunities to emerge and grow, such as Netball Now.

Netball summary

- ◀ **In conclusion, there is an insufficient supply of outdoor netball courts to service the District. This is due to a low supply of available community available courts and a mixed quality offer.**
- ◀ **When reviewing provision by individual analysis areas, residents in St Ives, North East and West have access to no provision or a poor quality offer, whilst St Neots is catered for by three standard quality courts.**

Supply

- ◀ There are 40 outdoor netball courts identified in Huntingdonshire across 16 sites, of which, 12 are available for community use across five sites.
- ◀ Most provision is in the St Neots Analysis Area with a total of 14 (35%) courts identified. This is followed by the St Ives Analysis Area with 13 (33%) courts, Huntingdon with eight (20%) courts, North West with three (8%) courts and West with just two (5%) courts. The North East Analysis Area has no netball court provision.
- ◀ Although not uncommon across the Country, netball provision within the District is located on current educational sites.

Quality

- ◀ Most courts (19 or 48%) are rated as standard quality, whilst 12 (30%) courts are rated as good quality. The remaining nine courts (22%) are rated as poor quality
- ◀ Of the 12 community available courts, seven (58%) are good quality, three (25%) are standard quality and two (17%) at One Leisure St Ives Outdoor are poor quality.
- ◀ Only six courts are accompanied by sports lighting these are located at the three sites widely available for community use, at the three One Leisure sites.
- ◀ All of the outdoor netball courts in Huntingdonshire have a macadam surface.

Demand

- ◀ England Netball identifies nine clubs within the District.
- ◀ Clubs in the District play within multiple leagues across Cambridgeshire and the surrounding areas. The Club's play within the Bedford & District Netball League, Heritage Netball League, Cambridge & District Netball League, Cambridge County Premier League, Huntingdon & Peterborough Netball League and the Fenland Netball League.
- ◀ Sport England's Market Segmentation Tool identifies latent demand of 527 people who would like to participate in the sport within Huntingdonshire.

HUNTINGDONSHIRE DISTRICT COUNCIL

PLAYING PITCH & OUTDOOR SPORTS STRATEGY

PART 11: RUGBY LEAGUE PITCHES

11.1: Introduction

The Rugby Football League (RFL) is the governing body for rugby league in England. It administers the England national rugby league team, the Challenge Cup, Super League and the championships which form the professional and semi-professional structure of the game in the UK.

Most community club rugby league is now played through the summer season (from February to October). However, rugby league is considered as a winter season sport within schools, colleges and universities and therefore pitch provision for matches and training is required through the winter months.

Consultation with St Ives Roosters RLFC was undertaken to inform this section of the report.

11.2: Supply

There is currently no rugby league provision in Huntingdonshire. Rugby union pitches at St Ives Rugby Union Football Club and One Leisure St Ives Outdoor were previously used for rugby league activity.

11.3: Demand

The District was previously home to St Ives Roosters RLFC which most recently operated at St Ives Rugby Union Football Club as a dual club with the rugby union club onsite. During consultation it was expressed that the Club was last active in the 2019 season, however, no activity took place in 2020 due to the Covid-19 pandemic. The Club held an online social media presence until March 2021 and planned to continue its engagement in the RFL leagues, however, it states that due to the leagues struggling for referees it made the decision to pause activity. It has not resumed activity for the 2022 season, however, remains hopeful of activity resuming for the 2023 season.

At present, there are two active clubs which have activity close to Huntingdonshire these are Bedford Tigers RLFC and Cambridge Pride RLFC.

It is likely that players from St Ives Roosters will travel to both club's due to there being no active rugby league activity in Huntingdonshire.

Bedford Tigers RLFC states it accesses Bedford Athletic Rugby Club over summer months on a rolling yearly license with the Club. The Club has six satellite participation schemes in which it delivers summer RFL sessions, those being located at Emerson Valley RUFC (Milton Keynes), Bedford Athletic RUFC (Bedford), Amptill RUFC and Dunstable RUFC (Central Bedfordshire) and Stockwood Park RUFC and Luton RFU (Luton).

Cambridge Pride RLFC accesses Shelford Rugby Club over the summer months for its activity. The Club trains at the site on Wednesday evenings from 7pm-8.30pm weekly, whilst it also accesses the site for match days on Saturday afternoons. The Club is a newly formed Club for 2022.

11.4: Conclusion

Although there are no current active teams in the District, the demand levels for activity has not decreased. St Ives Roosters RLFC has plans to re-instate activity for the 2023 season at St Ives Rugby Union Football Club, as it hopes previously issues with referees in the league have been resolved. At present, players which cannot access activity in the District, do so by travelling to Bedford and South Cambridgeshire.

Summary – Rugby League

- ◀ **Although there is no current active teams in the District, the demand levels for activity has not decreased.**

Supply

- ◀ There is a currently no dedicated rugby league pitches. Pitches were previously accommodated at St Ives Rugby Union Football Club.

Demand

- ◀ There is one dormant club in the District, St Ives Roosters RLFC, which has paused activity due to issues with referees in the respective league. The Club is looking to re-instate activity for the 2023 season.
- ◀ At present, players which wish to participate in rugby league activity, do so by travelling to the neighbouring borough of Bedford and South Cambridgeshire.

HUNTINGDONSHIRE DISTRICT COUNCIL PLAYING PITCH & OUTDOOR SPORTS STRATEGY

PART 12: OTHER OUTDOOR SPORT FACILITIES

12.1: Outdoor gyms

Similar to interior gyms found in leisure centres, outdoor gyms can be found in public spaces providing users with a selection of equipment they can use to exercise for free. The types of equipment found at these sites often vary between a mixture of cardiovascular and strength based equipment which is designed for ease of use for most potential users.

Supply

In total, 18 outdoor gym facilities are identified in Huntingdonshire. The North East and Huntingdon analysis areas have the most amount of provision with five (28%) outdoor gym facilities each. Whilst the West Analysis Area have three (17%) outdoor gyms each. The North West and St Ives analysis areas accommodate two (11%) outdoor gyms. The St Neots Analysis Area has the least number of outdoor gyms with one (6%).

A full breakdown of provision is in Table 12.1.

Figure 12.1: Outdoor gym supply

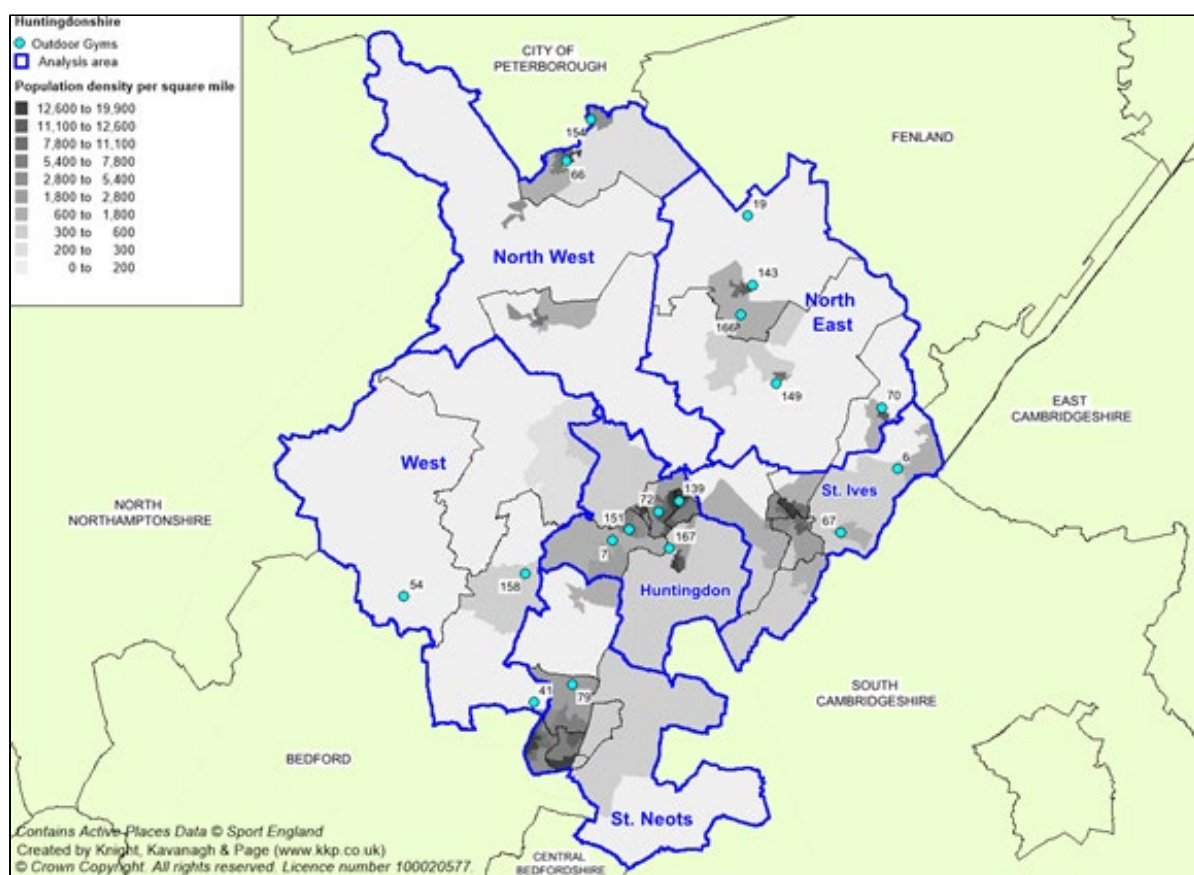


Table 12.1: Outdoor gym locations

Site ID	Site	Town/Settlement	Analysis area	Ownership
6	Bluntisham Village Hall & Recreation Ground	Bluntisham	St. Ives	Parish Council

HUNTINGDONSHIRE DISTRICT COUNCIL

PLAYING PITCH & OUTDOOR SPORTS STRATEGY

Site ID	Site	Town/Settlement	Analysis area	Ownership
7	Brampton Memorial Playing Field	Huntingdon	Huntingdon	Parish Council
19	Drovers Close	Ramsey Mereside	North East	Community Organisation
41	Hail Weston Playing Fields	St Neots	West	Parish Council
54	Kimbolton Cricket Club	Kimbolton	West	Sports Club
66	Middletons Road Recreational Ground	Peterborough	North West	Parish Council
70	Norwood Playing Field	Somersham	North East	Parish Council
72	One Leisure Huntingdon	Huntingdon	Huntingdon	District Council
79	Queen Elizabeth II Recreation Ground (Little Paxton)	Little Paxton	St. Neots	Parish Council
126	Needingworth Village Hall	Needingworth	St. Ives	Parish Council
139	Coneygear Park	Huntingdon	Huntingdon	Town Council
143	Ramsey Outdoor Gym	Ramsey	North East	Parish Council
149	Adam Lyons Playground	Warboys	North East	Parish Council
151	Hinchingbrooke Country Park	Huntingdon	Huntingdon	Town Council
154	Hadaway Field, Farcet	Farcet	North West	Parish Council
158	Grafham Play Area	Grafham	West	Parish Council
166	Bury Village Hall	Bury	North East	Parish Council
167	Godmanchester Queens Walk Play Area	Godmanchester	Huntingdon	Town Council

Conclusion

There is no prescriptive methodology for assessing need for outdoor gyms. These facilities are generally built to provide for localised communities on a town/village basis and it is unlikely people will travel significant distances to access the facilities. As such, any area with a modest to large population without provision could be considered to have a need for this.

Based on the identified locations of existing outdoor gyms, it is apparent that Huntingdon has reasonable access to provision. However, it can also be seen that in the highly populated settlements in St Ives and St Neots there is limited access, with provision within the relevant analysis areas, but outside of the population centres. Moving away from the urbanised areas of the authority the facility spread reduces aligned to lower population, which is to be expected. The only potential location identified where is a potential gap in provision is in Sawtry.

12.2: Multi Use Games Areas (MUGAs)

Introduction

MUGAs are a reference to any sport or games areas which are often used for social and recreational sport in the community and are generally categorised into typologies, as seen in the table below. To qualify as a MUGA, a facility should be minimum of a five-a-side football pitch (two tennis courts) in size and be marked out for at least three sports.

Table 12.2: Types of MUGAs

Type	Surface	Characteristics	Preferred sports
Type One	Open textured porous macadam	Used for ball rebound sports. Suitable for wheelchair sports.	Tennis and netball.

HUNTINGDONSHIRE DISTRICT COUNCIL PLAYING PITCH & OUTDOOR SPORTS STRATEGY

Type	Surface	Characteristics	Preferred sports
Type Two	Open textured porous macadam	Used for ball rebound sports. Suitable for wheelchair sports.	Tennis and netball.
Type Three	Polymeric surface over macadam	Used for ball rebound sports. Suitable for wheelchair sports.	Tennis and netball.
Type Four	Polymeric surface over macadam base	Due to their greater shock absorbency and lower surface friction, these areas are not recommended for tennis or netball.	Football, basketball and recreational activity
Type Five	Sand based or third generation turf (3G)	Shockpad and either heavily doused with water before play or filled or dressed with sand or rubber crumb.	Formalised sports including hockey, football, American football, lacrosse and rugby.

Supply

Across Huntingdonshire there are a total of 22 MUGAs with most of this provision located within the Huntingdon Analysis Area with six MUGAs (27%), followed by West and St Neots analysis areas with five MUGAs (23%) each. Whilst the St Ives, North West and North East analysis areas all have two (9%) MUGAs.

In addition, but not included within the community available supply is one good quality MUGA at Wyton on the Hill, the court is located within the boundaries of RAF Wyton and therefore is only available for authorised personal living within the base.

Table 12.3: Summary of MUGAs and basketball courts in Huntingdonshire

Analysis area	Number of MUGAs
Huntingdon	6
North East	2
North West	2
St. Ives	2
St. Neots	5
West	5
Total	22

HUNTINGDONSHIRE BOROUGH COUNCIL PLAYING PITCH & OUTDOOR SPORTS STRATEGY

Table 12.4: Summary of provision

Site ID	Site	Town/Settlement	Analysis area	Number of courts	Surface type	Sports lighting?	Quality
7	Brampton Memorial Playing Field	Huntingdon	Huntingdon	1	Type One/Two	Yes	Standard
15	Catworth Playing Field	Catworth	West	1	Type Five	Yes	Standard
19	Drovers Close	Ramsey Mereside	North East	1	Type One/Two	No	Poor
20	Earith Recreational Field	Earith	St. Ives	1	Type One/Two	No	Poor
34	Grafham Recreation Ground	Grafham	West	1	Type Five	Yes	Good
41	Hail Weston Playing Fields	St Neots	West	1 (Half MUGA)	Type One/Two	No	Standard
53	Judith's Field Recreation Centre	Huntingdon	Huntingdon	1	Type One/Two	Yes	Standard
66	Middletons Road Recreational Ground	Peterborough	North West	1	Type One/Two	Yes	Poor
71	Offord D'Arcy Football Pitch	St Neots	Huntingdon	1	Type One/Two	No	Poor
79	Queen Elizabeth II Recreation Ground (Little Paxton)	Little Paxton	St. Neots	1	Type One/Two	Yes	Standard
120	Ellington Recreation Ground	Ellington	West	1	Type One/Two	No	Poor
123	Great Gransden Bowls & Tennis	Great Gransden	St. Neots	1	Type One/Two	No	Good
126	Needingworth Village Hall	Needingworth	St. Ives	1	Type One/Two	No	Standard
139	Coneygear Park	Huntingdon	Huntingdon	1	Type One/Two	No	Poor
141	Loves Farm MUGA	St Neots	St. Neots	1	Type One/Two	No	Poor
147	Molesworth MUGA	Molesworth	West	1	Type Five	No	Standard
150	Sallowbush Road MUGA	Huntingdon	Huntingdon	1	Type One/Two	No	Poor
152	Stukeley Meadows Trim Trail	Huntingdon	Huntingdon	1	Type One/Two	No	Poor
156	Southoe MUGA	Southoe	St. Neots	1	Type One/Two	No	Poor
163	Farm Close MUGA	Upwood	North East	1	Type One/Two	No	Standard
164	Duck Lane	St Neots	St Neots	1	Type One/Two	No	Standard
165	Swynford Road	Huntingdon	North West	1	Type One/Two	No	Good

HUNTINGDONSHIRE DISTRICT COUNCIL

PLAYING PITCH & OUTDOOR SPORTS ASSESSMENT REPORT

Future developments

Football Foundation PlayZones Programme

The Football Foundation, using investment from the Premier League, The FA and the Government via Sport England has released a new (2022) capital investment programme called the PlayZones Programme. This programme aims to engage with local communities across the Country to create outstanding sports and activity spaces and tackle inequalities in participation. The priority groups for the funding are:

- ◀ Lower socio-economic groups
- ◀ Disabled people with people with long term health conditions
- ◀ Women and girls
- ◀ Ethnically diverse communities

More details surrounding the aims and outcomes for the project and the requirements/stages for application can be found at: <https://footballfoundation.org.uk/playzones-programme>

In partnership with The FF, in the future the Council suggests it may look to progress a number of innovative multi use games facilities through the FF Playzone Programme. Insight from this work should be used to inform future versions of the LFFP.

In the previous Huntingdonshire LFFP, there was just one site identified for development of a MUGA. This was to develop a MUGA alongside the 3G project within the Alconbury Weald development.

Management

Of the 22 MUGAs across Huntingdonshire, all the courts are managed by either parish, HDC or town councils. All the MUGAs are available as open access meaning they do not need to be booked. Anecdotal evidence suggests that all MUGAs are well used in the summer months for activities such as informal football, however, can be prone to vandalism.

Quality

The quality of MUGAs across Huntingdonshire has been assessed via a combination of site visits, undertaken in July 2022, using non-technical assessments to apply quality ratings as follows:

- ◀ Good
- ◀ Standard
- ◀ Poor

The percentage parameters used for the non-technical assessments were as follows: Good (>80%), Standard (50-80%), Poor (<50%).

In total across Huntingdonshire, three MUGAs are assessed as good quality, whilst nine are assessed as standard quality and ten are assessed as poor quality with significant issues surrounding grip, court markings and evidence of moss/lichen. The good quality MUGAs are located at Grafham Recreation Ground, Great Gransden Bowls & Tennis and Swynford Road.

HUNTINGDONSHIRE DISTRICT COUNCIL

PLAYING PITCH & OUTDOOR SPORTS ASSESSMENT REPORT

Table 12.5: Summary of MUGA and basketball court quality in Huntingdonshire

Analysis area	Good	Standard	Poor
Huntingdon	-	2	4
North East	-	1	1
North West	1	-	1
St. Ives	-	1	1
St. Neots	1	2	2
West	1	3	1
MUGA total	3	9	10

Sports lighting

The presence of sports lighting is considered to encourage more demand as it enables evening use all year round. However, it is also acknowledged that it can also encourage higher levels unofficial use resulting in increased anti-social behaviour, vandalism and littering. There are six (27%) community available MUGAs with sports lighting in Huntingdonshire.

Demand

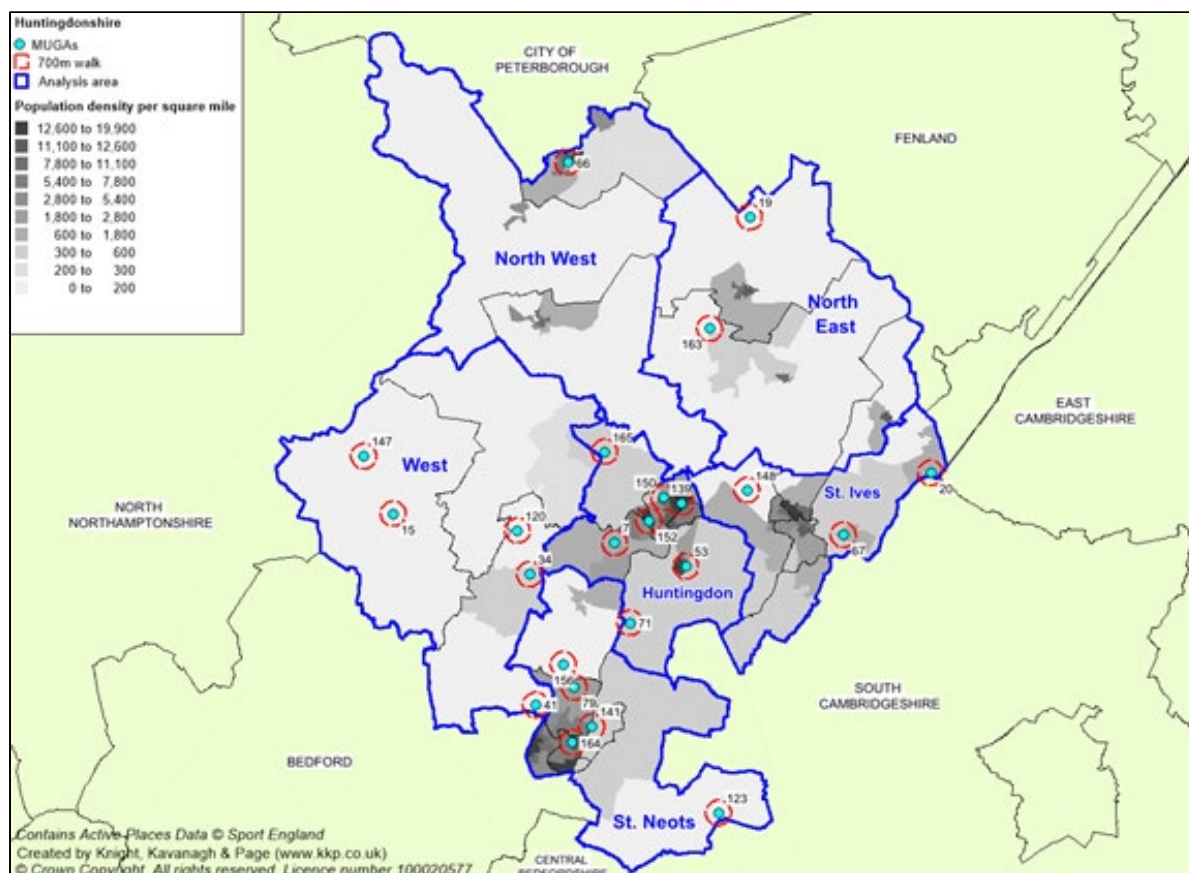
In order to analyse the catchment for MUGA facilities in the District, a standards based approach has been taken from the Fields in Trust guidance³⁹, unlike all other sections of this report, which take a non-standards based approach. The catchment guidance for MUGAs is set at 700m walking distance.

Taking this into consideration a total of 76% of the District's population (or 130,934 people) has no MUGA facility within the 700m metre catchment. The map can be seen in Figure 11.2.1.

³⁹<https://www.fieldsintrust.org/Upload/file/guidance/Guidance-for-Outdoor-Sport-and-Play-England.pdf>

HUNTINGDONSHIRE DISTRICT COUNCIL PLAYING PITCH & OUTDOOR SPORTS ASSESSMENT REPORT

Figure 12.2: Coverage of MUGAs across all analysis area



Analysis suggests that only the Huntingdon Analysis Area has over 50% of the population within a 700 metre walking distance to a MUGA, with the St Neots Analysis Area having 28% of the population within a 700m walking distance. All the remaining analysis areas have less than 20% of the population within a 700 metre walking distance to a MUGA.

Table 12.6: Summary of MUGA population coverage in Huntingdonshire

Analysis area	MYE 2020	Population within 700m walk of a MUGA	% Population within 700m walk of a MUGA	Population NOT within 700m walk of a MUGA	% Population NOT within 700m walk of a MUGA
North West	24,284	4,701	19.4%	19,583	80.6%
North East	21,205	520	2.5%	20,685	97.5%
West	10,204	969	9.5%	9,235	90.5%
St. Neots	41,438	11,572	27.9%	29,866	72.1%
Huntingdon	40,543	20,721	51.1%	19,822	48.9%
St. Ives	34,466	2,723	7.9%	31,743	92.1%
Huntingdonshire	172,140	41,206	23.9%	130,934	76.1%

HUNTINGDONSHIRE DISTRICT COUNCIL

PLAYING PITCH & OUTDOOR SPORTS ASSESSMENT REPORT

Conclusion

The Huntingdon Analysis Area is the best well served analysis area for multi-use games areas, with the St Neots Analysis Area the next best covered. All other analysis areas have 80% of its population catchments not within a 700m walking catchment. This being said, providing new multi-use games areas in these settlement areas should only be seen as a priority if sufficient opportunities for use present themselves and an aligned programme of use is produced to make provision sustainable.

12.3: Trim trails

Trim trails are typically designed as children's obstacle courses, comprising of multiple pieces of wooden equipment to provide a fun and physical activity. The design of trim trails differs across the Country and there is not a standardised design of provision with this varying from facility to facility.

Normally, a trim trail will comprise of several of the items listed below.

- | | | |
|----------------------|------------------------|-----------------------------|
| ◀ Balance beams | ◀ Log passes | ◀ Shuffle bars |
| ◀ Balance challenges | ◀ Log stairs | ◀ Spinning log balance bars |
| ◀ Chin-up bars | ◀ Log steps | ◀ Step and jump posts |
| ◀ Challenge nets | ◀ Log strides | ◀ Twisty challenges |
| ◀ Dip bars | ◀ Log weaves | ◀ Tyre pass |
| ◀ Duck and dive | ◀ Split balance bars | ◀ Tyre steppers |
| ◀ Jungle bars | ◀ Overhead ladder bars | ◀ Wobbly bridges |
| ◀ Leapfrog posts | ◀ Rope traverses | ◀ Wobbly planks |

Supply

A total of ten trim trails are identified across the District. Three of these (30%) are based in Huntingdon, three in the West, two in St Neots (20%) and one located in both the St Ives and North East analysis areas. There is no provision in the North West Analysis Area.

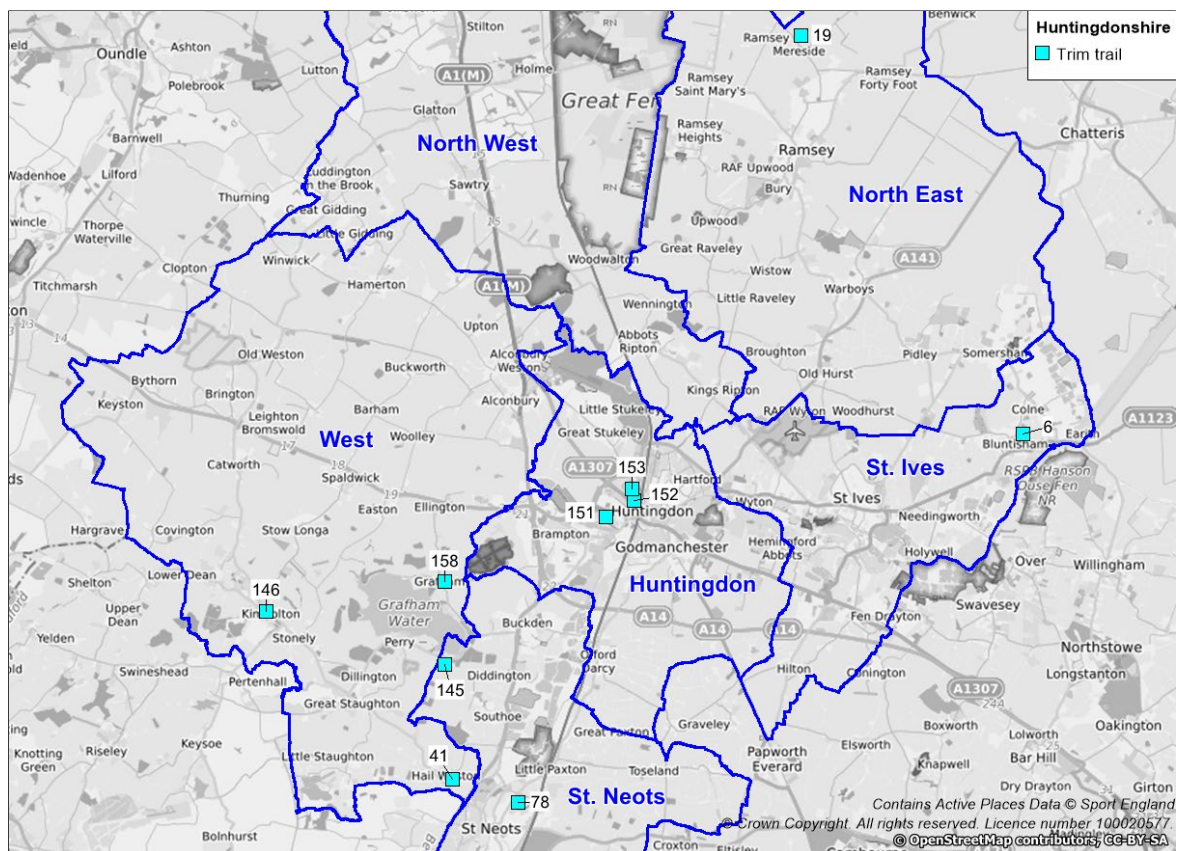
Table 12.7: Supply of trim trails in Huntingdonshire

PPS ID	Site	Analysis area
6	Bluntisham Village Hall & Recreation Ground	St. Ives
19	Drovers Close	North East
41	Hail Weston Playing Fields	West
78	Priory Park	St. Neots
145	Plummer Park	St. Neots
146	Kimbolton Village Hall	West
151	Hinchingsbrooke Country Park	Huntingdon
152	Stukeley Meadows Trim Trail	Huntingdon
153	Stanton Butt Trim Trail	Huntingdon
158	Grafham Play Area	West

Figure 12.3 overleaf shows the location of provision across the District.

HUNTINGDONSHIRE DISTRICT COUNCIL PLAYING PITCH & OUTDOOR SPORTS ASSESSMENT REPORT

Figure 12.3: Location of trim trails in Huntingdonshire



Quality

There is no prescriptive methodology for assessing trim trail quality. In broad terms, quality is relative to the safety of provision for users, particularly children. During KKP non-technical audits, no safety issues were identified and therefore quality across existing provision is satisfactory.

Demand

There is no formal methodology for assessing demand for trim trails.

Conclusion

As there is no methodology to assess need, the requirement for provision should be considered by individual parish councils/landowners for the need of localised populations within popular open space environments.

Summary – Other outdoor sports

Supply

- ◀ There are 15 outdoor gyms, with at least one provided in each analysis area.
- ◀ There are 22 multi-use games areas with at least one provided in each analysis area.
- ◀ There are ten trim trails, none are located in the North West Analysis Area.

Demand

- ◀ As demand for all three of the above facility types is typical informal, there is no recorded use of these facilities.

HUNTINGDONSHIRE DISTRICT COUNCIL

PLAYING PITCH & OUTDOOR SPORTS ASSESSMENT REPORT

APPENDIX 1: SPORTING CONTEXT

The following section outlines a series of national, regional and local policies pertaining to the study and which will have an important influence on the Strategy.

National context

The following section outlines a series of national, regional and local policies pertaining to the study and which will have an important influence on the Strategy.

The provision of high quality and accessible community outdoor sports facilities at a local level is a key requirement for achieving the targets set out by the Government and Sport England. It is vital that this strategy is cognisant of and works towards these targets in addition to local priorities and plans.

Department of Media Culture and Sport Sporting Future: A New Strategy for an Active Nation (2015)

The Government published its strategy for sport in December 2015. This strategy confirms the recognition and understanding that sport makes a positive difference through broader means and that it will help the sector to deliver five simple but fundamental outcomes: physical health, mental health, individual development, social and community development and economic development. In order to measure its success in producing outputs which accord with these aims it has also adopted a series of 23 performance indicators under nine key headings, as follows:

- ◀ More people taking part in sport and physical activity.
- ◀ More people volunteering in sport.
- ◀ More people experiencing live sport.
- ◀ Maximising international sporting success.
- ◀ Maximising domestic sporting success.
- ◀ Maximising domestic sporting success.
- ◀ A more productive sport sector.
- ◀ A more financially and organisationally sustainable sport sector.
- ◀ A more responsible sport sector.

Sport England Uniting the Movement: Our 10-year vision to transform lives and communities through sport (2021-2031)

Sport and physical activity makes people happier and healthier, and movement is the lens through which we can make that happen. It does the same thing for our communities, with life-changing, sustainable benefits that have huge economic and social value. That's why Sport England wants sport and physical activity to be recognised as essential to help overcome these national challenges.

The Strategy recognises the need to invest in sport and physical activity through NGBs, other sports bodies and local sports clubs, organisations and community groups to increase engagement for different groups as part of our core purpose. It states that there is now a need to go further in promoting movement in general as the means to unlock sport and activity for some people.

HUNTINGDONSHIRE DISTRICT COUNCIL

PLAYING PITCH & OUTDOOR SPORTS ASSESSMENT REPORT

Tackling inequalities

There are deep-rooted inequalities in sport and physical activity, which means that there are people who feel excluded from being active because the right options and opportunities aren't there. These inequalities are at the very core of the Uniting the Movement.

Sport England plans on having a laser focus on tackling inequalities in all that it does, because providing opportunities to people and communities that have traditionally been left behind, and helping to remove the barriers to activity is vitally important.

National Planning Policy Framework (2021)

The National Planning Policy Framework (NPPF) sets out planning policies for England. It details how these changes are expected to be applied to the planning system. It also provides a framework for local people and their councils to produce distinct local and neighbourhood plans, reflecting the needs and priorities of local communities.

The NPPF states the purpose of the planning system is to contribute to the achievement of sustainable development. It identifies that the planning system needs to focus on three themes of sustainable development: economic, social and environmental. A presumption in favour of sustainable development is a key aspect for any plan-making and decision-taking processes. In relation to plan-making the NPPF sets out that Local Plans should meet objectively assessed needs.

The 'promoting healthy communities' theme identifies that planning policies should be based on robust and up-to-date assessments of the needs for open space, sports and recreation facilities and opportunities for new provision. Specific needs and quantitative or qualitative deficiencies or surpluses in local areas should also be identified. This information should be used to inform what provision is required in an area.

As a prerequisite the NPPF states existing open space, sports and recreation buildings and land, including playing fields, should not be built on unless:

- ◀ An assessment has been undertaken, which has clearly shown that the open space, buildings or land is surplus to requirements.
- ◀ The loss resulting from the proposed development would be replaced by equivalent or better provision in terms of quantity and quality in a suitable location.
- ◀ The development is for alternative sports and recreational provision, the needs for which clearly outweigh the loss.

In order for planning policies to be 'sound' local authorities are required to carry out a robust assessment of need for open space, sport and recreation facilities.

The FA National Football Facilities Strategy (2018-28)

The Football Association's (FA) National Football Facilities Strategy (NFFS) provides a strategic framework that sets out key priorities and targets for the national game (i.e., football) over a ten-year period.

The Strategy sets out shared aims and objectives it aims to deliver on in conjunction with The Premier League, Sport England and the Government, to be delivered with support of the Football Foundation.

HUNTINGDONSHIRE DISTRICT COUNCIL

PLAYING PITCH & OUTDOOR SPORTS ASSESSMENT REPORT

These stakeholders have clearly identified the aspirations for football to contribute directly to nationally important social and health priorities. Alongside this, the strategy is clear that traditional, affiliated football remains an important priority and a core component of the game, whilst recognising and supporting the more informal environments used for the community and recreational game.

Its vision is: *“Within 10 years we aim to deliver great football facilities, wherever they are needed”*

£1.3 billion has been spent by football and Government since 2000 to enhance existing football facilities and build new ones. However, more is needed if football and Government’s shared objectives for participation, individual well-being and community cohesion are to be achieved. Nationally, direct investment will be increased – initially to £69 million per annum from football and Government (a 15% increase on recent years).

The NFFS investment priorities can be broadly grouped into six areas, recognising the need to grow the game, support existing players and better understand the different football environments:

- ◀ **Improve 20,000 Natural Turf pitches**, with a focus on addressing drop off due to a poor playing experience;
- ◀ **Deliver 1,000 3G AGP ‘equivalents’** (mix of full size and small sided provision, including MUGAs - small sided facilities are likely to have a key role in smaller / rural communities and encouraging multi-sport offers), enhancing the quality of playing experience and supporting a sustainable approach to grass roots provision;
- ◀ **Deliver 1,000 changing pavilions/clubhouses**, linked to multi-pitch or hub sites, supporting growth (particularly in women and girls football), sustainability and providing a facility infrastructure to underpin investment in coaching, officials and football development;
- ◀ **Support access to flexible indoor spaces**, including equipment and court markings, to support growth in futsal, walking football and to support the education and skills outcomes, exploiting opportunities for football to positively impact on personal and social outcomes for young people in particular;
- ◀ **Refurbish existing stock to maintain current provision**, recognising the need to address historic under-investment and issues with refurbishment of existing facilities;
- ◀ **Support testing of technology and innovation**, building on customer insight to deliver hubs for innovation, testing and development of the game.

Time for Change: The FA Strategy (2020-2024)

The new FA strategy aims to take the FA and English football forward with bold leadership and ambitious targets to build on the progress of the last four years. It identifies six Game Changer objectives and eight Serve the Game objectives which demonstrate its determination to substantially change the fabric of the game and address key societal issues.

The Game Changer objectives are:

- ◀ Win a major tournament
- ◀ Serve two million + through a transformed digital platform
- ◀ Equal opportunities for every girl
- ◀ Deliver 5,000 quality pitches
- ◀ A game free from discrimination
- ◀ Maximise the appeal and revenue of the FA cups and Women’s Super League

HUNTINGDONSHIRE DISTRICT COUNCIL

PLAYING PITCH & OUTDOOR SPORTS ASSESSMENT REPORT

These are underpinned by its eight Serve the Game objectives, which are:

- ◀ Trusted, progressive regulation and administration
- ◀ Safe and inclusive football pathways and environment
- ◀ Personalised and connected learning experiences
- ◀ Maximum investment into the game
- ◀ Diverse, high performance workforce and inclusive culture
- ◀ World class venues and events
- ◀ Strong reputation and clear brand identity
- ◀ Technology enabled and insight driven

The FA: National Game Strategy (2018-2021)

The FA launched its National Game Strategy in July 2018 which aims to inspire a life-long journey in football for all. To achieve this, the strategy will focus on five key aspects of the game:

- ◀ A high quality introduction to football
- ◀ Developing clubs and leagues
- ◀ Embrace all formats of football and engage all participants
- ◀ Recruit, develop and support the workforce
- ◀ Develop sustainable facilities

Through these five pillars, The FA's objectives are to:

- ◀ Increase the number of male affiliated and recreational players by 10%.
- ◀ Double the number of female affiliated and recreational players via a growth of 75%.
- ◀ Increase the number of disability affiliated and recreational players by 30%.
- ◀ Ensure affiliated Futsal is available across the country in order to increase the number of Futsal affiliated and recreational players.

The sustainable football facilities should provide support to an agreed portfolio of priority projects that meet National Football Facility Strategy (NFFS) investment priorities.

England and Wales Cricket Board (ECB) Inspiring Generations (2020-2024)

The England and Wales Cricket Board unveiled a new strategic plan in 2019. The strategic plan aims to connect communities and improve lives by inspiring people to discover and share their passion for cricket

The plan sets out six important priorities and activities, these are:

- ◀ ***Grow and nurture the core***
 - ◀ Create an infrastructure investment fund for First Class County Clubs (FCCs)
 - ◀ Introduce a new Community Investment Funding for FCCs and County Cricket Boards (CCBs)
 - ◀ Invest in club facilities
 - ◀ Develop the role of National Counties Cricket
 - ◀ Further invest in County Competitions
- ◀ ***Inspire through elite teams***
 - ◀ Increase investment in the county talent pathway
 - ◀ Incentivise the counties to develop England Players
 - ◀ Drive the performance system through technology and innovation
 - ◀ Create heroes and connect them with a new generation of fans

HUNTINGDONSHIRE DISTRICT COUNCIL

PLAYING PITCH & OUTDOOR SPORTS ASSESSMENT REPORT

◀ **Make cricket accessible**

- ◀ Broaden crickets appeal through the New Competition
- ◀ Create a new digital community for cricket
- ◀ Install non-traditional playing facilities in urban areas
- ◀ Continue to deliver South Asian Action Plans
- ◀ Launch a new participation product, linked to the New Competition

◀ **Engage children and young people**

- ◀ Double cricket participation in primary schools
- ◀ Deliver a compelling and coordinated recreational playing offer from age five upwards
- ◀ Develop our safeguarding to promote safe spaces for children and young people

◀ **Transform women's and girls' cricket**

- ◀ Grow the base through participation and facilities investment
- ◀ Launch centres of excellence and a new elite domestic structure
- ◀ Invest in girls' county age group cricket
- ◀ Deliver a girls' secondary school programme

◀ **Support our communities**

- ◀ Double the number of volunteers in the game
- ◀ Create a game-wide approach to Trust and Foundations through the cricket network
- ◀ Develop a new wave of officials and community coaches
- ◀ Increase participation in disability cricket

The Rugby Football Union Strategy 2021 Onwards

Through the strategy, the RFU aims to enrich lives, introduce more people to rugby union and develop the sport for future generations. The goal is to achieve this by strengthening and uniting rugby union in England and producing consistently winning England teams.

Eight key strategic priorities are identified with all investment decisions aligned to these. The strategy also outlines the RFU's core activities which form the backbone of its business operations and services to the game.

The priorities include four 'Game Objectives' and four 'Driving Objectives' as detailed below.

Game Objectives:

- ◀ Enjoyment – enable positive player experiences on and off the field
- ◀ Winning England – create the best possible high-performance system for England Rugby
- ◀ Welfare – enhance player welfare to protect and support the wellbeing of players
- ◀ Flourishing rugby communities – support clubs to sustain and grow themselves and to reflect society

Driving Objectives:

- ◀ Diversity & Inclusion – drive rugby union in England to reflect the diversity of society
- ◀ Understand – build a deep understanding of players, volunteers and fans to shape the future of the game
- ◀ Connect – connect with and grow the rugby community and create exceptional experiences
- ◀ Commercial and operational excellence – ensure a sustainable and efficient business model delivered by an inspired workforce

HUNTINGDONSHIRE DISTRICT COUNCIL

PLAYING PITCH & OUTDOOR SPORTS ASSESSMENT REPORT

England Hockey Strategy

England Hockey's Facilities Strategy can be found [here](#).

Vision: For every hockey club in England to have appropriate and sustainable facilities that provide excellent experiences for players.

Mission: More, Better, Happier Players with access to appropriate and sustainable facilities

The 3 main objectives of the facilities strategy are:

- 1. PROTECT: To conserve the existing hockey provision**
 - There are currently over 800 pitches that are used by hockey clubs (club, school, universities) across the country. It is important to retain the current provision where appropriate to ensure that hockey is maintained across the country.
- 2. IMPROVE: To improve the existing facilities stock (physically and administratively)**
 - The current facilities stock is ageing and there needs to be strategic investment into refurbishing the pitches and ancillary facilities. England Hockey works to provide more support for clubs to obtain better agreements with facilities providers & education around owning an asset.
- 3. DEVELOP: To strategically build new hockey facilities where there is an identified need and ability to deliver and maintain. This might include consolidating hockey provision in a local area where appropriate.**

England Hockey has identified key areas across the country where there is a lack of suitable hockey provision and there is a need for additional pitches, suitable for hockey. There is an identified demand for multi pitches in the right places to consolidate hockey and allow clubs to have all of their provision catered for at one site.

The Rugby Football League Facility Strategy

The RFL's Facilities Strategy was published in 2011. The following themes have been prioritised:

- ◀ Clean, Dry, Safe & Playable
- ◀ Sustainable clubs
- ◀ Environmental Sustainability
- ◀ Geographical Spread
- ◀ Non-club Facilities

The RFL Facilities Trust website www.rflfacilitiestrust.co.uk provides further information on:

- ◀ The RFL Community Facility Strategy
- ◀ Clean, Dry, Safe and Playable Programme
- ◀ Pitch Size Guidance
- ◀ The RFL Performance Standard for Artificial Grass Pitches
- ◀ Club guidance on the Annual Preparation and Maintenance of the Rugby League Pitch

Further to the 2011 Strategy detail on the following specific programmes of particular relevance to pitches and facility planning are listed below and can be found via the trust link (see above):

- ◀ The RFL Pitch Improvement Programme 2013 – 2017
- ◀ Clean, Dry and Safe programmes 2013 - 2017

HUNTINGDONSHIRE DISTRICT COUNCIL

PLAYING PITCH & OUTDOOR SPORTS ASSESSMENT REPORT

Rugby League World Cup 'Inspired by 2021' Legacy Programme

The Rugby League World Cup 2021 will develop a £10 million legacy programme with funds driven into local clubs and community projects. The government investment, delivered by Sport England, is part of RLWC 2021's ambitious plan to grow the sport and make it more visible, engaging and welcoming to current and potential participants.

The funding will be split into large transformational community projects, such as changing room improvements and new artificial grass pitches with the remaining funding used for smaller scale initiatives such as supplying new kit and equipment to promote club and community development.

The investment will focus on the following four key areas:

- ◀ Creating welcoming environments
- ◀ Encouraging participation growth
- ◀ Building community engagement
- ◀ Cultivating further investment

British Tennis Strategy (2019)

The new LTA Strategy includes seven strategies relating to three objectives which are built around the following vision and mission:

Vision: tennis opened up

Mission: to grow tennis by making it relevant, accessible, welcoming and enjoyable

Objectives

- ◀ Increase the number of fans on our database from [623,602] to [1,000,000] by 2023.
- ◀ More people playing more often:
 - Increase the number of adults playing tennis each year from [7.7% (4,018,600)] of the population to [8.5% (4,420,460)], and the frequency of adults playing tennis twice a month from [1.9% (858,700)] of the population to [2.2% (1,000,000)] by 2023.
- ◀ Increase the number of children playing once a week from 550,000 to 700,000 (7.9% to 10% of the population) by 2023.
- ◀ Enable 5 new players to break into the top 100 by 2023 and inspire the tennis audience.

Strategies

1. Visibility - Broaden relevance and increase visibility of tennis all year round to build engagement and participation with fans and players.
2. Innovation - Innovate in the delivery of tennis to widen its appeal.
3. Investment - Support community facilities and schools to increase the opportunities to play
4. Accessibility - Make the customer journey to playing tennis easier and more accessible for anyone
5. Engagement - Engage and collaborate with everyone involved in delivering tennis in Britain, particularly coaches and volunteers to attract and maintain more people in the game.
6. Performance - Create a pathway for British champions that nurtures a diverse team of players, people and leaders.
7. Leadership - Lead tennis in Britain to the highest standard so it is a safe, welcoming, well-run sport.

HUNTINGDONSHIRE DISTRICT COUNCIL

PLAYING PITCH & OUTDOOR SPORTS ASSESSMENT REPORT

Bowls England: Strategic Plan 2014-2017

Although the Plan is out of date, it remains the most up to date available. Bowls England will provide strong leadership and work with its stakeholders to support the development of the sport of bowls in England for this and future generations.

The overall vision of Bowls England is to:

- ◀ Promote the sport of outdoor flat green bowls.
- ◀ Recruit new participants to the sport of outdoor flat green bowls.
- ◀ Retain current and future participants within the sport of flat green bowls.

In order to ensure that this vision is achieved, ten key performance targets have been created, which will underpin the work of Bowls England up until 31st March 2017.

- ◀ 115,000 individual affiliated members.
- ◀ 1,500 registered coaches.
- ◀ Increase total National Championship entries by 10%.
- ◀ Increase total national competition entries by 10%.
- ◀ Medal places achieved in 50% of events at the 2016 World Championships.
- ◀ 35 county development plans in place and operational.
- ◀ County development officer appointed by each county association.
- ◀ National membership scheme implemented with 100% uptake by county associations.
- ◀ Secure administrative base for 1st April 2017.
- ◀ Commercial income to increase by 20%.

Despite a recent fall in affiliated members, and a decline in entries into National Championships over the last five years, Bowls England believes that these aims will be attained by following core values. The intention is to:

- ◀ Be progressive.
- ◀ Offer opportunities to participate at national and international level.
- ◀ Work to raise the profile of the sport in support of recruitment and retention.
- ◀ Lead the sport.
- ◀ Support clubs and county associations.

England Netball - Your Game, Your Way 2013-17

Even though this Plan is out of date, England Netball remains committed to its '10-1-1' mission, vision and values that form the fundamentals for its strategic planning for the future for the sport and business. To facilitate the successful achievement of Netball 10:1:1 and Goal 4, England Netball will:

- ◀ Accelerate the participation growth by extending our market penetration and reach through the activation of a range of existing and new participant-focused products and programmes that access new and targeted markets.
- ◀ Increase the level of long-term participant retention through targeting programmes at known points of attrition and easy transition through the market segments, supported by an infrastructure that reflects the participant needs and improves their netball experience.
- ◀ Build a sustainable performance pathway and system built on the principles of purposeful practice and appropriate quality athlete coach contact time.
- ◀ Develop sustainable revenue streams through the commercialisation of a portfolio of products and programmes and increasing membership sales. This will also include the creation of cost efficiencies and improved value for money through innovative partnerships and collaborations in all aspects of the business.

HUNTINGDONSHIRE DISTRICT COUNCIL

PLAYING PITCH & OUTDOOR SPORTS ASSESSMENT REPORT

- ◀ Establish high standards of leadership and governance that protect the game and its people and facilitates the on-going growth and transformation of the sport.

England Athletics Strategic Plan – Athletics & Running: for everyone, forever – 2017 and beyond

This plan sets out England Athletics' mission, vision and strategic priorities that will direct how they work as an organisation during the coming years: what they do and how they will do it.

Vision: Make athletics and running the most inclusive and popular sport in England, led by a network of progressive clubs and organisations and supported by a sustainable, respected and trusted governing body.

For England Athletics to achieve this vision, they will focus on three values:

- Pride – taking pride in their work and demonstrating to athletes that they recognise the importance of their role in bettering athletics.
- Integrity – demonstrate integrity to earn respect and to build effective partnerships.
- Inclusivity – promote inclusivity in all their actions.

Mission: To grow opportunities for everyone to experience athletics and running, to enable them to reach their full potential.

In order to achieve their mission, England Athletics will have three strategic priorities.

1. To expand the capacity of the sport by supporting and developing its volunteers and other workforce. The target is to achieve a 6% increase every year of licensed leaders, coaches and officials.
2. To sustain and increase participation and performance levels in our sport. To achieve this, England Athletics' current targets are to increase the number of club registered athletes from (149,000 to 172,000), engage 135,000 people through the RunTogether programme and to increase athlete performance levels across all events and disciplines by 1% every year.
3. To influence participation in the wider athletics market. Their target here is to increase the number of regular athletes or runners by at least one million.

England Athletics Facility Strategy (2018 – 2025)

The purpose of this document is to set out our long term vision for athletics facilities in England. Facilities form a vital component of the overall England Athletics strategy.

The development, protection and enhancement of facilities will support our strategic plan and help England Athletics contribute to the delivery of the Department for Culture, Media and Sport's Sporting Futures: A New Strategy for Sport and Sport England's strategy Towards an Active Nation. Appropriate facilities help to attract and inspire new participants and provide the foundation and focus for a significant proportion of the England Athletics family.

The England Athletics Strategic Plan notes that the sport increasingly needs to become financially sustainable and that a business-like and innovative approach is a vital component of its future success. Facilities are fundamental, but they are also expensive to create and to maintain. The sport therefore faces a significant challenge to develop, improve and maintain facilities, most of which are currently operated and funded by third parties.

HUNTINGDONSHIRE DISTRICT COUNCIL PLAYING PITCH & OUTDOOR SPORTS ASSESSMENT REPORT

This strategy sets out a challenge to all those involved with the delivery of the sport to be innovative and business like in the operation and development of facilities at a time of financial challenge, as it aims “To create an innovative and inspiring network of sustainable athletic facilities, with the capacity to meet both current and future demand across England”.